


**REGISTERED COMPANY NUMBER: SC297772 (Scotland)**  
**REGISTERED CHARITY NUMBER: SC030132**

**Report of the Trustees and  
Unaudited Financial Statements for the Year Ended 31 March 2019  
for  
Interest Link Borders**



Douglas Home & Co Ltd  
Chartered Accountants  
47-49 The Square  
Kelso  
Roxburghshire  
TD5 7HW

**Contents of the Financial Statements  
for the Year Ended 31 March 2019**

	<b>Page</b>
Reference and Administrative Details	1
Report of the Trustees	2 to 4
Independent Examiner's Report	5
Statement of Financial Activities	6
Statement of Financial Position	7 to 8
Notes to the Financial Statements	9 to 20
Detailed Statement of Financial Activities	21 to 22

## Interest Link Borders

### Reference and Administrative Details for the Year Ended 31 March 2019

#### TRUSTEES

K Wood (Convenor)  
Ms E J Irvine (Vice Convenor)  
Ms S Scott-Aiton (Treasurer)  
C Douglas  
Ms C E Ledsham  
Ms R A Brown (resigned 25/4/18)  
Ms D Lawrie (appointed 28/3/19)

#### COMPANY SECRETARY

A H Findlay

#### REGISTERED OFFICE

Volunteer Hall  
Langtongate  
Duns  
Berwickshire  
TD11 3AF

#### REGISTERED COMPANY NUMBER

SC297772 (Scotland)

#### REGISTERED CHARITY NUMBER

SC030132

#### INDEPENDENT EXAMINER

Douglas Home & Co Ltd  
Chartered Accountants  
47-49 The Square  
Kelso  
Roxburghshire  
TD5 7HW

#### BANKERS

Royal Bank of Scotland  
12 Market Square  
Duns  
TD11 3DA

## **Interest Link Borders**

### **Report of the Trustees for the Year Ended 31 March 2019**

The trustees who are also directors of the charity for the purposes of the Companies Act 2006, present their report with the financial statements of the charity for the year ended 31 March 2019. The trustees have adopted the provisions of Accounting and Reporting by Charities: Statement of Recommended Practice applicable to charities preparing their accounts in accordance with the Financial Reporting Standard applicable in the UK and Republic of Ireland (FRS 102) (effective 1 January 2015).

The company does not trade for profit and is prohibited from making distributions to its members.

#### **OBJECTIVES AND ACTIVITIES**

##### **Objectives and aims**

Interest Link Borders aims to improve the quality of life of children (aged 8 and over), young people and adults with learning disabilities, and their carers living in the Scottish Borders. It achieves this through volunteer befriending projects that create and support one-to-one friendships and social groups.

##### The need for our service

- i) People with learning disabilities have a significant, lifelong condition that starts before adulthood, affects their development and means they need help to understand information, learn skills and cope independently.
- ii) The 2013 Scottish Government Learning Disability Policy, The Keys to Life, highlighted that only a third of people with learning disabilities have at least one close friend. It identified enhanced social networks for people with learning disabilities as a priority and went on to say:  
"It is clear that people with learning disabilities of all ages are keen to build social relationships and networks with their peers in the community. However, the experience...is that achieving this is very difficult. It requires specialised services with clear delivery models and specific aims and outcomes. Volunteer befriending is one example of this type of provision...the experience of Interest Link Borders will be valuable in clarifying how to achieve this."
- iii) Our service users often have no social contacts outside their family, day centre or school and little experience of forming social relationships. However they have the same social and quality of life needs as their non-disabled peers and the same need to pursue their interests, participate in community activities, make choices, gain skills and develop independence. A 1:1 befriender or befriending group can help them achieve this.
- iv) There is also a need for high quality respite, as identified in the Carers Strategy for Scotland. Family carers of people with learning disabilities often have a nearly full-time caring role which can carry on into their own old age. The respite is particularly valued because carers know the person they care for is having fun with trusted friends.
- v) Shared activities and positive contact are essential to reduce the barriers between people with learning disabilities and the rest of society.

##### Outcomes from our service

- i) Improvement in the happiness, confidence, self-esteem, life skills and wellbeing of children, young people and adults with learning disabilities.
- ii) Carers have more opportunities to enjoy a life outside of their caring role, improving their wellbeing and helping them sustain their role.
- iii) Volunteers become more confident in forming relationships with people with learning disabilities and more aware of the problems they face.

##### History and management

- i) We were established in Berwickshire in 1990 by carers and grew to cover the whole of the Borders in 2002 through 4 branches (Berwickshire, Central Borders, Roxburgh and Tweeddale). Our projects are the only ones of their kind in the Scottish Borders and one of only a few nationally.
- ii) A central Board of Directors and the Project Co-ordinator handle planning, monitoring and evaluation, fundraising, financial administration, policy and service development.
- iii) This leaves the four branches, each with its own Co-ordinator and Committee, free to concentrate on delivering the service in their local areas: registering service users, liaising with their carers, recruiting, checking, training and supporting volunteers and making and supporting links.
- iv) We hold the Approved Provider Standard for Befriending Services and the Queen's Award for Voluntary Service.

## **Interest Link Borders**

### **Report of the Trustees for the Year Ended 31 March 2019**

#### **ACHIEVEMENT AND PERFORMANCE**

##### **Service delivery**

Interest Link's projects go well beyond the classic model of 1:1 befriending: we are highly innovative in our use of friendship groups, and unique in our use of school-age volunteers and overnight trips.

At 31st March 2019, our services had 289 registered users. There are around 630 children, young people and adults with learning disabilities who could come within the scope of the service.

In 2018-19, a total of 247 befriending links operated (99 1:1 links and 148 in befriending groups).

There is some overlap between 1:1 links and groups, and the total number of people with learning disabilities who benefited was 198.

A wide variety of monitoring and evaluation material is gathered and can be seen on our website at [www.interestlink.org.uk](http://www.interestlink.org.uk).

##### **Voluntary help and gifts in kind**

The directors are extremely grateful for the continued support given by unpaid volunteers in the various branches of Interest Link. It is estimated that around 12,415 hours of volunteer time were given. At the UK national average wage of £16.25 per hour, this values volunteer time at around £201,735. This does not include the added value created by the special nature of the befriending relationship: a recent study of befriending by Deloitte showed a Social Return on Investment of £6 for every £1 spent.

#### **FINANCIAL REVIEW**

##### **Financial position**

For the befriending service in 2018-19, Interest Link Borders received total funding of £238,759 (2018: £275,707) as detailed at note 16 on page 15 of these accounts. In addition of general funding of £36,085 (2018: £29,825) was raised from service agreements, voluntary donations, local fundraising, sponsorship, bank interest and miscellaneous sources.

The accounts show net expenses for the year, per page 6, of £20,629 (2018: incoming £23,144) which, when added to total funds brought forward at 31st March 2018, gives total funds of £170,780 as at 31st March 2019, comprising £68,559 on the General Fund and £102,221 on the Restricted Fund, details of which are included at note 16 on page 14 of these accounts.

Funding in excess of £260,000 has been raised for 2018-19 from a wide range of bodies, including Agnes Hunter Trust, Baily Thomas Charitable Foundation, Bank of Scotland Foundation, Big Lottery Fund, Children in Need, Corra Robertson Trust, Scottish Borders Council, Scottish Government's Short Breaks Fund, Souter Foundation. The Trustees would like to express their thanks to the generosity of these funders, without which Interest Link's work would not be possible.

##### **Reserves policy**

The charity recognises the need to have reserves to meet commitments in the event of income sources being lost or its activities terminated.

The charity has a policy of retaining unrestricted reserves that are adequate to:

- i) Sustain the charity for a period of 3 months if all other funding sources are terminated.
- ii) Pay any costs incurred if the charity were to cease operating.

The charity will take reasonable steps to ensure this level of reserves is achieved and maintained but its ability to do so will inevitably be limited by the sources of unrestricted funding available to it.

General reserves have increased this year to £68,560 (2018: £50,291) and the charity will make best efforts to strengthen these reserves over the coming years.

#### **FUTURE PLANS**

In 2019-20 we will continue our existing work and continuing developing in-school befriending groups, which enable us to reach children unable to access our community groups.

## Interest Link Borders

### Report of the Trustees for the Year Ended 31 March 2019

#### STRUCTURE, GOVERNANCE AND MANAGEMENT

##### Governing document

The charity is controlled by its Memorandum and Articles of Association and constitutes a limited company, limited by guarantee, as defined by the Companies Act 2006.

##### Organisational structure

The structure of Interest Link Borders consists of:

- (a) the MEMBERS - who have the right to attend the Annual General Meeting (and any Extraordinary General Meeting) and have important powers under the Articles of Association and the Companies Acts; in particular, the members elect people to serve as Trustees and take decisions in relation to changes to the Articles themselves;
- (b) the TRUSTEES - who hold regular meetings during the year between Annual General Meetings, and generally control and supervise the activities of Interest Link Borders; in particular, the Trustees are responsible for monitoring the financial position of Interest Link Borders.


The members of Interest Link Borders shall consist of the subscribers to the Memorandum of Association and such other persons as are admitted to membership under articles 3 to 7 of the Articles of Association.

There are four Branch sub-committees (Berwickshire, Buddies Central Borders, Roxburgh, and Tweeddale) which meet bi-monthly and advise and assist the four Branch Co-ordinators.

#### PRINCIPAL ACTIVITIES

The principal activity of the company during the year under review was to relieve the suffering and distress and promote the welfare of children, young people and adults with learning disabilities and their carers by the provision of befriending services.

Approved by order of the board of trustees on .....13/9/19..... and signed on its behalf by:



.....  
Ms S Scott-Aiton - Trustee

**Independent Examiner's Report to the Trustees of  
Interest Link Borders**

I report on the accounts for the year ended 31 March 2019 set out on pages six to twenty.

**Respective responsibilities of trustees and examiner**

The charity's trustees are responsible for the preparation of the accounts in accordance with the terms of the Charities and Trustee Investment (Scotland) Act 2005 and the Charities Accounts (Scotland) Regulations 2006 (as amended). The charity's trustees consider that the audit requirement of Regulation 10(1)(a) to (c) of the Accounts Regulations does not apply. It is my responsibility to examine the accounts as required under Section 44(1)(c) of the Act and to state whether particular matters have come to my attention.

**Basis of the independent examiner's report**

My examination was carried out in accordance with Regulation 11 of the Charities Accounts (Scotland) Regulations 2006 (as amended). An examination includes a review of the accounting records kept by the charity and a comparison of the accounts presented with those records. It also includes consideration of any unusual items or disclosures in the accounts and seeking explanations from you as trustees concerning any such matters. The procedures undertaken do not provide all the evidence that would be required in an audit, and consequently I do not express an audit opinion on the view given by the accounts.


**Independent examiner's statement**

In the course of my examination, no matter has come to my attention:

- (1) which gives me reasonable cause to believe that, in any material respect, the requirements
- to keep accounting records in accordance with Section 44(1)(a) of the 2005 Act and Regulation 4 of the 2006 Accounts Regulations; and
  - to prepare accounts which accord with the accounting records and to comply with Regulation 8 of the 2006 Accounts Regulations

have not been met; or

- (2) to which, in my opinion, attention should be drawn in order to enable a proper understanding of the accounts to be reached.



Caroline JA Tice CA BA  
Douglas Home & Co Ltd  
Chartered Accountants  
47-49 The Square  
Kelso  
Roxburghshire  
TD5 7HW

Date: 02/09/19

## Interest Link Borders

### Statement of Financial Activities for the Year Ended 31 March 2019

		Unrestricted fund	Restricted funds	31/3/19 Total funds	31/3/18 Total funds
	Note	£	£	£	£
<b>INCOME AND ENDOWMENTS FROM</b>					
Donations and legacies	2	5,697	238,759	244,456	276,060
<b>Charitable activities</b>	4				
Befriending Services		23,247	-	23,247	23,524
Investment income	3	702	-	702	630
Other income		<u>6,439</u>	<u>-</u>	<u>6,439</u>	<u>4,687</u>
<b>Total</b>		36,085	238,759	274,844	304,901
<b>EXPENDITURE ON</b>					
Raising funds	5	1,316	11,650	12,966	13,804
<b>Charitable activities</b>	6				
Befriending Services		<u>16,501</u>	<u>266,006</u>	<u>282,507</u>	<u>267,953</u>
<b>Total</b>		<u>17,817</u>	<u>277,656</u>	<u>295,473</u>	<u>281,757</u>
<b>NET INCOME/(EXPENDITURE)</b>		18,268	(38,897)	(20,629)	23,144
<b>RECONCILIATION OF FUNDS</b>					
<b>Total funds brought forward</b>		<u>50,291</u>	<u>141,118</u>	<u>191,409</u>	<u>168,265</u>
<b>TOTAL FUNDS CARRIED FORWARD</b>		<u><u>68,559</u></u>	<u><u>102,221</u></u>	<u><u>170,780</u></u>	<u><u>191,409</u></u>

#### CONTINUING OPERATIONS

All income and expenditure has arisen from continuing activities.

The notes form part of these financial statements



## Interest Link Borders

### Statement of Financial Position At 31 March 2019

	Notes	31/3/19 £	31/3/18 £
<b>FIXED ASSETS</b>			
Tangible assets	12	-	2
<b>CURRENT ASSETS</b>			
Debtors	13	6,000	-
Cash at bank		<u>199,174</u>	<u>217,045</u>
		205,174	217,045
<b>CREDITORS</b>			
Amounts falling due within one year	14	<u>(34,394)</u>	<u>(25,638)</u>
<b>NET CURRENT ASSETS</b>		<u>170,780</u>	<u>191,407</u>
<b>TOTAL ASSETS LESS CURRENT LIABILITIES</b>		<u>170,780</u>	<u>191,409</u>
<b>NET ASSETS</b>		<u>170,780</u>	<u>191,409</u>
<b>FUNDS</b>	15		
Unrestricted funds		68,560	50,291
Restricted funds		<u>102,220</u>	<u>141,118</u>
<b>TOTAL FUNDS</b>		<u>170,780</u>	<u>191,409</u>

The notes form part of these financial statements

## Interest Link Borders

### Statement of Financial Position - continued At 31 March 2019

The charitable company is entitled to exemption from audit under Section 477 of the Companies Act 2006 for the year ended 31 March 2019.


The members have not required the company to obtain an audit of its financial statements for the year ended 31 March 2019 in accordance with Section 476 of the Companies Act 2006.

The trustees acknowledge their responsibilities for

- (a) ensuring that the charitable company keeps accounting records that comply with Sections 386 and 387 of the Companies Act 2006 and
- (b) preparing financial statements which give a true and fair view of the state of affairs of the charitable company as at the end of each financial year and of its surplus or deficit for each financial year in accordance with the requirements of Sections 394 and 395 and which otherwise comply with the requirements of the Companies Act 2006 relating to financial statements, so far as applicable to the charitable company.

These financial statements have been prepared in accordance with the provisions applicable to charitable companies subject to the small companies regime.

The financial statements were approved by the Board of Trustees on .....13/9/19..... and were signed on its behalf by:



.....  
Ms S Scott-Aiton -Trustee

**Notes to the Financial Statements  
for the Year Ended 31 March 2019**

**1. ACCOUNTING POLICIES**

**Basis of preparing the financial statements**

The financial statements of the charitable company, which is a public benefit entity under FRS 102, have been prepared in accordance with the Charities SORP (FRS 102) 'Accounting and Reporting by Charities: Statement of Recommended Practice applicable to charities preparing their accounts in accordance with the Financial Reporting Standard applicable in the UK and Republic of Ireland (FRS 102) (effective 1 January 2015)', Financial Reporting Standard 102 'The Financial Reporting Standard applicable in the UK and Republic of Ireland' and the Companies Act 2006. The financial statements have been prepared under the historical cost convention.

**Income**

All income is recognised in the Statement of Financial Activities once the charity has entitlement to the funds, it is probable that the income will be received and the amount can be measured reliably.

**Expenditure**

Liabilities are recognised as expenditure as soon as there is a legal or constructive obligation committing the charity to that expenditure, it is probable that a transfer of economic benefits will be required in settlement and the amount of the obligation can be measured reliably. Expenditure is accounted for on an accruals basis and has been classified under headings that aggregate all cost related to the category. Where costs cannot be directly attributed to particular headings they have been allocated to activities on a basis consistent with the use of resources.

**Allocation and apportionment of costs**

These notes deal with costs not allocated entirely to a single head.

Costs of generating funds

Costs of generating funds includes 25% of the Project Co-ordinator's and Administrator's salary, office costs, reflecting the time spent by them in fundraising activities during the year.

Activities in furtherance of Charities objectives

Costs of activities in furtherance of objects of the charity includes all branch and overheads costs includes 70% of the Project Co-ordinator's and Administrator's salary, office and travel costs, reflecting the time spent by them on delivering the service.

Governance Costs

Governance costs include 5% of the Project Co-ordinator's and Administrator's salary, reflecting the time spent in management and administration of the organisation.

**Tangible fixed assets**

Depreciation is provided at the following annual rates in order to write off each asset over its estimated useful life.

Computer and office equipment	- Straight line over 4 years
-------------------------------	------------------------------

**Taxation**

The charity is exempt from corporation tax on its charitable activities.

**Fund accounting**

Unrestricted funds can be used in accordance with the charitable objectives at the discretion of the trustees.

Restricted funds can only be used for particular restricted purposes within the objects of the charity. Restrictions arise when specified by the donor or when funds are raised for particular restricted purposes.

Further explanation of the nature and purpose of each fund is included in the notes to the financial statements.

**Pension costs and other post-retirement benefits**

The charitable company operates a defined contribution pension scheme. Contributions payable to the charitable company's pension scheme are charged to the Statement of Financial Activities in the period to which they relate.

## Interest Link Borders

### Notes to the Financial Statements - continued for the Year Ended 31 March 2019

#### 2. DONATIONS AND LEGACIES

	Unrestricted funds £	Restricted funds £	31/3/19 Total funds £	31/3/18 Total funds £
Gifts	4	-	4	4
Donations	5,693	-	5,693	352
Grants	-	238,759	238,759	275,704
	<u>5,697</u>	<u>238,759</u>	<u>244,456</u>	<u>276,060</u>

#### 3. INVESTMENT INCOME

	Unrestricted funds £	Restricted funds £	31/3/19 Total funds £	31/3/18 Total funds £
Deposit account interest	<u>702</u>	-	<u>702</u>	<u>630</u>

#### 4. INCOME FROM CHARITABLE ACTIVITIES

	Activity	31/3/19 £	31/3/18 £
Fundraising events	Befriending Services	1,251	1,528
SBC service contract	Befriending Services	<u>21,996</u>	<u>21,996</u>
		<u>23,247</u>	<u>23,524</u>

#### 5. RAISING FUNDS

##### Raising donations and legacies

	Unrestricted funds £	Restricted funds £	31/3/19 Total funds £	31/3/18 Total funds £
Staff costs	-	10,332	10,332	9,627
Rent & accommodation	-	125	125	103
General office costs	-	805	805	2,073
Staff travel costs	-	388	388	313
Fundraising event costs	<u>1,316</u>	-	<u>1,316</u>	<u>1,688</u>
	<u>1,316</u>	<u>11,650</u>	<u>12,966</u>	<u>13,804</u>

#### 6. CHARITABLE ACTIVITIES COSTS

	Direct costs (See note 7) £	Support costs (See note 8) £	Totals £
Befriending Services	<u>275,485</u>	<u>7,022</u>	<u>282,507</u>

**Notes to the Financial Statements - continued  
for the Year Ended 31 March 2019**

**7. DIRECT COSTS OF CHARITABLE ACTIVITIES**

	31/3/19	31/3/18
	£	£
Staff costs	180,961	166,742
Sessional staff	1,647	1,902
Staff travel costs	9,869	9,845
Staff training	3,119	1,038
Volunteer recruit & advertise	1,011	-
Volunteer training	1,940	1,588
1:1 Volunteer activity costs	2,448	2,373
1:1 Volunteer travel expenses	4,188	5,359
Group activity costs	11,966	10,653
Group travel expenses	15,795	13,896
Group venue hire	8,117	8,199
Group tutor fees	9,706	9,309
Rent & accommodation	8,060	5,976
General office costs	12,066	18,540
Producing materials/copying	317	7
Subscriptions	215	200
Insurance	1,158	971
Payroll administration	686	641
Evaluation	487	324
Staff recruitment	-	141
Overnight trip activity costs	1,729	1,232
Overnight trip travel costs	-	2,133
	<u>275,485</u>	<u>261,069</u>

**8. SUPPORT COSTS**

	Governance costs £
Befriending Services	<u>7,022</u>

Support costs, included in the above, are as follows:

**Governance costs**

	31/3/19 Befriending Services £	31/3/18 Total activities £
Wages	1,864	1,775
Social security	149	135
Pensions	53	15
Committee meetings	1,724	1,675
Independent Examiners' fee	3,180	3,126
Bank charges	52	158
	<u>7,022</u>	<u>6,884</u>

## Interest Link Borders

### Notes to the Financial Statements - continued for the Year Ended 31 March 2019

#### 9. TRUSTEES' REMUNERATION AND BENEFITS

There were no trustees' remuneration or other benefits for the year ended 31 March 2019 nor for the year ended 31 March 2018.

##### Trustees' expenses

During the year 3 Trustees (2018: 4 Trustees) received reimbursement of expenses for travel and attending meetings of £807 (2018: £778).

The treasurer also received £500 as an honorarium (2018: £500).

#### 10. STAFF COSTS

	31/3/19	31/3/18
	£	£
Wages and salaries	170,375	166,609
Social security costs	13,185	9,759
Other pension costs	<u>9,799</u>	<u>1,926</u>
	<u>193,359</u>	<u>178,294</u>

During the year, a total of key management personnel compensation of £26,708 was paid.

The weekly equivalent number of full-time staff during the year was 7 (2018: 7).

The average monthly number of employees during the year was as follows:

	31/3/19	31/3/18
Employees	<u>12</u>	<u>12</u>

No employees received emoluments in excess of £60,000.

#### 11. COMPARATIVES FOR THE STATEMENT OF FINANCIAL ACTIVITIES AT 31 MARCH 2017

	Unrestricted fund	Restricted funds	Total funds
	£	£	£
<b>INCOME AND ENDOWMENTS FROM</b>			
Donations and legacies	353	275,707	276,060
<b>Charitable activities</b>			
Befriending Services	23,524	-	23,524
Investment income	630	-	630
Other income	<u>4,687</u>	<u>-</u>	<u>4,687</u>
<b>Total</b>	29,194	275,707	304,901
<b>EXPENDITURE ON</b>			
Raising funds	1,688	12,116	13,804
<b>Charitable activities</b>			
Befriending Services	<u>18,115</u>	<u>249,838</u>	<u>267,953</u>
<b>Total</b>	19,803	261,954	281,757

## Interest Link Borders

### Notes to the Financial Statements - continued for the Year Ended 31 March 2019

#### 11. COMPARATIVES FOR THE STATEMENT OF FINANCIAL ACTIVITIES AT 31 MARCH 2017 – continued

	Unrestricted fund £	Restricted funds £	Total funds £
NET INCOME/(EXPENDITURE)	9,391	13,753	23,144
RECONCILIATION OF FUNDS			
Total funds brought forward	40,897	127,368	168,265
TOTAL FUNDS CARRIED FORWARD	<u>50,288</u>	<u>141,121</u>	<u>191,409</u>

#### 12. TANGIBLE FIXED ASSETS

	Computer and office equipment £
<b>COST</b>	
At 1 April 2018	1,211
Disposals	<u>(2)</u>
At 31 March 2019	<u>1,209</u>
<b>DEPRECIATION</b>	
At 1 April 2018 and 31 March 2019	<u>1,209</u>
<b>NET BOOK VALUE</b>	
At 31 March 2019	<u>-</u>
At 31 March 2018	<u>2</u>

#### 13. DEBTORS: AMOUNTS FALLING DUE WITHIN ONE YEAR

	31/3/19 £	31/3/18 £
Trade debtors	<u>6,000</u>	<u>-</u>

#### 14. CREDITORS: AMOUNTS FALLING DUE WITHIN ONE YEAR

	31/3/19 £	31/3/18 £
Trade creditors	2,495	17,308
Accrued expenses	<u>31,899</u>	<u>8,330</u>
	<u>34,394</u>	<u>25,638</u>

## Interest Link Borders

### Notes to the Financial Statements - continued for the Year Ended 31 March 2019

#### 15. ANALYSIS OF NET ASSETS BETWEEN FUNDS

	Unrestricted fund	Restricted funds	31/3/19 Total funds	31/3/18 Total funds
	£	£	£	£
Fixed assets	-	-	-	2
Current assets	72,431	132,743	205,174	217,045
Current liabilities	<u>(3,871)</u>	<u>(30,523)</u>	<u>(34,394)</u>	<u>(25,638)</u>
	<u>68,560</u>	<u>102,220</u>	<u>170,780</u>	<u>191,409</u>

#### 16. MOVEMENT IN FUNDS

	At 1/4/18 £	Net movement in funds £	At 31/3/19 £
<b>Unrestricted funds</b>			
General fund	50,291	18,269	68,560
<b>Restricted funds</b>			
Agnes Hunter Trust	-	1,167	1,167
Baily Thomas Charitable Fund	-	3,170	3,170
Better Breaks Fund	-	13,000	13,000
Big Lottery Fund 21st Century Life	71,220	(2,296)	68,924
Big Lottery Fund Improving Lives	26,943	(32,764)	(5,821)
Children in Need	7,939	(7,939)	-
Creative Breaks	5,006	(5,006)	-
Four Acre Trust	-	3,572	3,572
Gannochy Trust	3,988	(3,988)	-
Gunter Charitable Trust	999	(415)	584
Henry Smith Charity	10,894	(5,982)	4,912
Corra Foundation	-	1,000	1,000
Robertson Trust	-	4,512	4,512
RS MacDonald Charitable Trust	11,363	(6,833)	4,530
St James Place Foundation	2,766	(2,766)	-
Gordon Fraser Trust	-	1,500	1,500
Mainhouse Trust	-	170	170
Tesco	-	1,000	1,000
	<u>141,118</u>	<u>(38,898)</u>	<u>102,220</u>
<b>TOTAL FUNDS</b>	<u>191,409</u>	<u>(20,629)</u>	<u>170,780</u>



## Interest Link Borders

### Notes to the Financial Statements - continued for the Year Ended 31 March 2019

#### 16. MOVEMENT IN FUNDS - continued

Net movement in funds, included in the above are as follows:

	Incoming resources £	Resources expended £	Movement in funds £
<b>Unrestricted funds</b>			
General fund	36,085	(17,816)	18,269
<b>Restricted funds</b>			
Agnes Hunter Trust	6,159	(4,992)	1,167
Baily Thomas Charitable Fund	10,000	(6,830)	3,170
Bank of Scotland Foundation	5,417	(5,417)	-
Better Breaks Fund	23,001	(10,001)	13,000
Big Lottery Fund 21st Century Life	76,684	(78,980)	(2,296)
Big Lottery Fund Improving Lives	53,500	(86,264)	(32,764)
Children in Need	-	(7,939)	(7,939)
Creative Breaks	-	(5,006)	(5,006)
Four Acre Trust	6,499	(2,927)	3,572
Gannochy Trust	-	(3,988)	(3,988)
Gunter Charitable Trust	999	(1,414)	(415)
Henry Smith Charity	15,000	(20,982)	(5,982)
Corra Foundation	4,000	(3,000)	1,000
Robertson Trust	15,000	(10,488)	4,512
RS MacDonald Charitable Trust	6,000	(12,833)	(6,833)
Souter Foundation	2,500	(2,500)	-
Stafford Trust	4,999	(4,999)	-
St James Place Foundation	-	(2,766)	(2,766)
Hayward Sanderson Trust	2,500	(2,500)	-
Gordon Fraser Trust	1,500	-	1,500
Mainhouse Trust	2,501	(2,331)	170
Youth Border Accessibility Fund	1,500	(1,500)	-
Tesco	1,000	-	1,000
	238,759	(277,657)	(38,898)
<b>TOTAL FUNDS</b>	<b>274,844</b>	<b>(295,473)</b>	<b>(20,629)</b>

## Interest Link Borders

### Notes to the Financial Statements - continued for the Year Ended 31 March 2019

#### 16. MOVEMENT IN FUNDS - continued

##### • Comparatives for movement in funds

	At 1/4/17 £	Net movement in funds £	At 31/3/18 £
<b>Unrestricted Funds</b>			
General fund	40,897	9,394	50,291
<b>Restricted Funds</b>			
Awards for All Scotland	8,155	(8,155)	-
Bank of Scotland Foundation	6,325	(6,325)	-
Big Lottery Fund 21st Century Life	51,898	19,322	71,220
Big Lottery Fund Improving Lives	22,261	4,682	26,943
Children in Need	7,784	155	7,939
Creative Breaks	7,594	(2,588)	5,006
Four Acre Trust	2,500	(2,500)	-
Gannochy Trust	1,903	2,085	3,988
Gunter Charitable Trust	452	547	999
Henry Smith Charity	11,839	(945)	10,894
Hugh Fraser Foundation	2,000	(2,000)	-
Corra Foundation	1,580	(1,580)	-
RS MacDonald Charitable Trust	-	11,363	11,363
Souter Foundation	429	(429)	-
Voluntary Action Fund	2,384	(2,384)	-
Will Charitable Trust	264	(264)	-
St James Place Foundation	-	2,766	2,766
	127,368	13,750	141,118
<b>TOTAL FUNDS</b>	<u>168,265</u>	<u>23,144</u>	<u>191,409</u>

**Notes to the Financial Statements - continued**  
**for the Year Ended 31 March 2019**

**16. MOVEMENT IN FUNDS - continued**

Comparative net movement in funds, included in the above are as follows:

	Incoming resources £	Resources expended £	Movement in funds £
<b>Unrestricted funds</b>			
General fund	29,194	(19,800)	9,394
<b>Restricted funds</b>			
Awards for All Scotland	1	(8,156)	(8,155)
Bank of Scotland Foundation	1	(6,326)	(6,325)
Better Breaks Fund	18,900	(18,900)	-
Big Lottery Fund 21st Century Life	89,605	(70,283)	19,322
Big Lottery Fund Improving Lives	50,572	(45,890)	4,682
Children in Need	31,756	(31,601)	155
Creative Breaks	13,000	(15,588)	(2,588)
Four Acre Trust	-	(2,500)	(2,500)
Gannochy Trust	5,000	(2,915)	2,085
Gunter Charitable Trust	1,000	(453)	547
Henry Smith Charity	24,001	(24,946)	(945)
Hugh Fraser Foundation	-	(2,000)	(2,000)
Corra Foundation	4,498	(6,078)	(1,580)
Rank Foundation	10,000	(10,000)	-
RS MacDonald Charitable Trust	14,591	(3,228)	11,363
Souter Foundation	1	(430)	(429)
Voluntary Action Fund	(1)	(2,383)	(2,384)
SPIFOX	2,781	(2,781)	-
St James Place Foundation	10,001	(7,235)	2,766
Will Charitable Trust	-	(264)	(264)
	<u>275,707</u>	<u>(261,957)</u>	<u>13,750</u>
<b>TOTAL FUNDS</b>	<u><u>304,901</u></u>	<u><u>(281,757)</u></u>	<u><u>23,144</u></u>

## Interest Link Borders

### Notes to the Financial Statements - continued for the Year Ended 31 March 2019

#### 16. MOVEMENT IN FUNDS - continued

A current year 12 months and prior year 12 months combined position is as follows:

	At 1/4/17 £	Net movement in funds £	At 31/3/19 £
<b>Unrestricted funds</b>			
General fund	40,897	27,663	68,560
<b>Restricted funds</b>			
Agnes Hunter Trust	-	1,167	1,167
Awards for All Scotland	8,155	(8,155)	-
Baily Thomas Charitable Fund	-	3,170	3,170
Bank of Scotland Foundation	6,325	(6,325)	-
Better Breaks Fund	-	13,000	13,000
Big Lottery Fund 21st Century Life	51,898	17,026	68,924
Big Lottery Fund Improving Lives	22,261	(28,082)	(5,821)
Children in Need	7,784	(7,784)	-
Creative Breaks	7,594	(7,594)	-
Four Acre Trust	2,500	1,072	3,572
Gannochy Trust	1,903	(1,903)	-
Gunter Charitable Trust	452	132	584
Henry Smith Charity	11,839	(6,927)	4,912
Hugh Fraser Foundation	2,000	(2,000)	-
Corra Foundation	1,580	(580)	1,000
Robertson Trust	-	4,512	4,512
RS MacDonald Charitable Trust	-	4,530	4,530
Souter Foundation	429	(429)	-
Voluntary Action Fund	2,384	(2,384)	-
Will Charitable Trust	264	(264)	-
Gordon Fraser Trust	-	1,500	1,500
Mainhouse Trust	-	170	170
Tesco	-	1,000	1,000
	<u>127,368</u>	<u>(25,148)</u>	<u>102,220</u>
<b>TOTAL FUNDS</b>	<u>168,265</u>	<u>2,515</u>	<u>170,780</u>

## Interest Link Borders

### Notes to the Financial Statements - continued for the Year Ended 31 March 2019

#### 16. MOVEMENT IN FUNDS - continued

A current year 12 months and prior year 12 months combined net movement in funds, included in the above are as follows:

	Incoming resources £	Resources expended £	Movement in funds £
<b>Unrestricted funds</b>			
General fund	65,279	(37,616)	27,663
<b>Restricted funds</b>			
Agnes Hunter Trust	6,159	(4,992)	1,167
Awards for All Scotland	1	(8,156)	(8,155)
Baily Thomas Charitable Fund	10,000	(6,830)	3,170
Bank of Scotland Foundation	5,418	(11,743)	(6,325)
Better Breaks Fund	41,901	(28,901)	13,000
Big Lottery Fund 21st Century Life	166,289	(149,263)	17,026
Big Lottery Fund Improving Lives	104,072	(132,154)	(28,082)
Children in Need	31,756	(39,540)	(7,784)
Creative Breaks	13,000	(20,594)	(7,594)
Four Acre Trust	6,499	(5,427)	1,072
Gannochy Trust	5,000	(6,903)	(1,903)
Gunter Charitable Trust	1,999	(1,867)	132
Henry Smith Charity	39,001	(45,928)	(6,927)
Corra Foundation	8,498	(9,078)	(580)
Rank Foundation	10,000	(10,000)	-
Robertson Trust	15,000	(10,488)	4,512
RS MacDonald Charitable Trust	20,591	(16,061)	4,530
Souter Foundation	2,501	(2,930)	(429)
Stafford Trust	4,999	(4,999)	-
Voluntary Action Fund	(1)	(2,383)	(2,384)
SPIFOX	2,781	(2,781)	-
St James Place Foundation	10,001	(10,001)	-
Hayward Sanderson Trust	2,500	(2,500)	-
Gordon Fraser Trust	1,500	-	1,500
Mainhouse Trust	2,501	(2,331)	170
Youth Border Accessibility Fund	1,500	(1,500)	-
Tesco	1,000	-	1,000
Hugh Fraser Foundation	-	(2,000)	(2,000)
Will Charitable Trust	-	(264)	(264)
	<u>514,466</u>	<u>(539,614)</u>	<u>(25,148)</u>
<b>TOTAL FUNDS</b>	<u>579,745</u>	<u>(577,230)</u>	<u>2,515</u>

#### Unrestricted funds

The general fund comprises those funds which the trustees are free to use in accordance with the charitable objects of Interest Link Borders.

The general fund includes income from service contracts.

#### Restricted funds

Grants are received for specific areas of the Befriending Service which is Interest Link Borders' sole service.

Restricted funds are principally funded by grants from the Big Lottery Fund and grant-making Trusts.

**Notes to the Financial Statements - continued  
for the Year Ended 31 March 2019**

**187 RELATED PARTY DISCLOSURES**

There were no related party transactions for the year ended 31 March 2019.

## Interest Link Borders

### Detailed Statement of Financial Activities for the Year Ended 31 March 2019

	Unrestricted funds £	Restricted funds £	31/3/19 Total funds £	31/3/18 Total funds £
<b>INCOME AND ENDOWMENTS</b>				
<b>Donations and legacies</b>				
Gifts	4	-	4	4
Donations	5,693	-	5,693	352
Grants	-	238,759	238,759	275,704
	5,697	238,759	244,456	276,060
<b>Investment income</b>				
Deposit account interest	702	-	702	630
<b>Charitable activities</b>				
Fundraising events	1,251	-	1,251	1,528
SBC service contract	21,996	-	21,996	21,996
	23,247	-	23,247	23,524
<b>Other income</b>				
Miscellaneous	6,439	-	6,439	4,687
<b>Total incoming resources</b>	36,085	238,759	274,844	304,901
<b>EXPENDITURE</b>				
<b>Raising donations and legacies</b>				
Wages	-	9,319	9,319	8,877
Social security	-	745	745	675
Pensions	-	268	268	75
Rent & accommodation	-	125	125	103
General office costs	-	805	805	2,073
Staff travel costs	-	388	388	313
Fundraising event costs	1,316	-	1,316	1,688
	1,316	11,650	12,966	13,804
<b>Charitable activities</b>				
Wages	5,958	153,234	159,192	155,957
Social security	422	11,869	12,291	8,949
Pensions	756	8,722	9,478	1,836
Sessional staff	1	1,646	1,647	1,902
Staff travel costs	-	9,869	9,869	9,845
Staff training	506	2,613	3,119	1,038
Volunteer recruit & advertise	846	165	1,011	-
Volunteer training	257	1,683	1,940	1,588
1:1 Volunteer activity costs	54	2,394	2,448	2,373
1:1 Volunteer travel expenses	68	4,120	4,188	5,359
Group activity costs	925	11,041	11,966	10,653
Carried forward	9,793	207,356	217,149	199,500

This page does not form part of the statutory financial statements

## Interest Link Borders

### Detailed Statement of Financial Activities for the Year Ended 31 March 2019

	Unrestricted funds £	Restricted funds £	31/3/19 Total funds £	31/3/18 Total funds £
<b>Charitable activities</b>				
Brought forward	9,793	207,356	217,149	199,500
Group travel expenses	559	15,236	15,795	13,896
Group venue hire	827	7,290	8,117	8,199
Group tutor fees	-	9,706	9,706	9,309
Rent & accommodation	-	8,060	8,060	5,976
General office costs	408	11,658	12,066	18,540
Producing materials/copying	226	91	317	7
Subscriptions	100	115	215	200
Insurance	-	1,158	1,158	971
Payroll administration	-	686	686	641
Evaluation	-	487	487	324
Staff recruitment	-	-	-	141
Overnight trip activity costs	-	1,729	1,729	1,232
Overnight trip travel costs	-	-	-	2,133
	<u>11,913</u>	<u>263,572</u>	<u>275,485</u>	<u>261,069</u>
<b>Support costs</b>				
<b>Governance costs</b>				
Wages	-	1,864	1,864	1,775
Social security	-	149	149	135
Pensions	-	53	53	15
Committee meetings	1,355	369	1,724	1,675
Independent Examiners' fee	3,180	-	3,180	3,126
Bank charges	<u>52</u>	<u>-</u>	<u>52</u>	<u>158</u>
	<u>4,587</u>	<u>2,435</u>	<u>7,022</u>	<u>6,884</u>
<b>Total resources expended</b>	<u>17,816</u>	<u>277,657</u>	<u>295,473</u>	<u>281,757</u>
<b>Net (expenditure)/income</b>	<u>18,269</u>	<u>(38,898)</u>	<u>(20,629)</u>	<u>23,144</u>

This page does not form part of the statutory financial statements