


**Diageo Capital plc**  
**Annual report and Financial statements**  
**30 June 2018**

Registered number: SC040795



**Diageo Capital plc**  
**Year ended 30 June 2004**

**CONTENTS**

**PAGES**

STRATEGIC REPORT	2-3
DIRECTORS' REPORT	4-5
STATEMENT OF DIRECTORS' RESPONSIBILITIES IN RESPECT OF THE DIRECTORS' REPORT AND THE FINANCIAL STATEMENTS	6
INDEPENDENT AUDITOR'S REPORT TO THE MEMBERS OF DIAGEO CAPITAL PLC	7-10
INCOME STATEMENT	11
STATEMENT OF COMPREHENSIVE INCOME	12
BALANCE SHEET	13
STATEMENT OF CHANGES IN EQUITY	14
NOTES TO THE FINANCIAL STATEMENTS	15-32

## **STRATEGIC REPORT**

The directors present their strategic report for the year ended 30 June 2018.

### **Activities**

The company is engaged in the provision of treasury risk and cash management for Diageo plc and its subsidiary undertakings. Diageo Capital plc's principal activity is to raise external funds, principally using the London and New York financial markets. The company finances other companies of the group via intra-group loans and deposits. Foreign exchange translation hedging, interest rate risk management and cash management are performed by the company.

### **Business review**

*Development and performance of the business of the company during the financial year and position of the company as at 30 June 2018*

The results of the company and the development of its business are influenced to a considerable extent by group financing requirements. Further information on the risk management policies of the Diageo group ("the group") is included in the annual report of Diageo plc (see note 15 of the consolidated financial statements of Diageo plc).

Net finance income has decreased by £11 million in the year ended 30 June 2018 from a net finance charge of £12 million in the year ended 30 June 2017. The main driver of the decrease is the other volatility caused by the USD Libor curve and the GBP/USD rate changes on those interest rate instruments which are not in a hedge relationship

External borrowings decreased by £35 million in the year ended 30 June 2018 to £3,969 million from £4,004 million in the year ended 30 June 2017, which was mainly due to the £1,571 million bond repayment and the £1,475 million bond and £98 million commercial paper issue, offset by the strengthening of the GBP versus USD.

## STRATEGIC REPORT (continued)

### *Financial and other key performance indicators*

As the company forms part of the group's treasury operations, the company's performance is measured at the group level.

The company receives management fee income from Diageo plc to reimburse the expenses incurred in relation to treasury services provided to the group.

### *Principal risks and uncertainties facing the company as at 30 June 2018*

The company forms part of the group's treasury operations, which manage the group's funding, liquidity, interest rate and foreign exchange risks. (See detailed description under note 9. Financial instruments and risk management.) The principal risks and uncertainties facing the company are foreign currency risk associated with certain foreign currency denominated bonds and interest rate risk arising principally on changes in US dollar and sterling interest rates. The company uses derivative financial instruments to hedge its exposures to fluctuations in interest and exchange rates. Cash flow hedges are carried out to hedge the currency risk of highly probable future foreign currency cash flows, as well as the cash flow risk from changes in interest rates. Fair value hedges are carried out to manage the currency and/or interest rate risks to which the fair value of certain assets and liabilities are exposed.

By order of the board



M Pais  
Director  
Edinburgh Park  
5 Lochside Way  
Edinburgh  
EH12 9DT

5 December 2018

## **DIRECTORS' REPORT**

The directors have pleasure in submitting their annual report, together with the audited financial statements for the year ended 30 June 2018.

The directors foresee no changes in the company's activities. The company is incorporated and domiciled as a limited company in the United Kingdom. The registered address is Edinburgh Park, 5 Lochside Way, Edinburgh, EH12 9DT.

### **Going concern**

The company is expected to continue to generate profit for its own account and to remain in positive net asset position for the foreseeable future. The company participates in the group's centralised treasury arrangements and the parent and fellow group undertakings are expected to provide financial support for the foreseeable future. The directors have no reason to believe that a material uncertainty exists that may cast significant doubt about the ability of the group to continue as a going concern. On the basis of their assessment, the company's directors have a reasonable expectation that the company will be able to continue in operational existence for the foreseeable future. Thus they continue to adopt the going concern basis of accounting in preparing the annual financial statements.

### **Financial**

The result for the year ended 30 June 2018 is shown on page 11.

The profit for the year transferred to reserves is £12 million (2017 - £19 million) and the other comprehensive loss for the year is £58 million (2017 - £50 million).

No dividend was paid during the year (2017 - £nil) and there is no dividend proposed to be distributed to the shareholders in regard to the financial year (2017 - £nil).

### **Directors**

The directors who held office during the year were as follows:

J M C Edmunds (appointed 8 March 2018)  
D F Harlock (resigned 1 August 2018)  
K E Major (appointed 1 August 2018)  
E McShane (resigned 31 August 2017)  
J J Nicholls (resigned 9 March 2018)  
M Pais  
V Rao  
P Viswanathan (appointed 31 August 2017)

### **Directors' remuneration**

None of the directors received any remuneration during the year in respect of their services as directors of the company (2017 - £nil).

### **Secretary**

On 5 January 2018, C Matthews resigned as secretary of the company.

On 5 January 2018, J M Guttridge was appointed, and on 8 March 2018, resigned as secretary of the company.

On 8 March 2018, J M C Edmunds was appointed as secretary of the company.

## **DIRECTORS' REPORT (continued)**

### **Internal control and risk management over financial reporting**

The company operates under the financial reporting processes and controls of the group. Diageo plc's internal control and risk management systems including its financial reporting process of Diageo plc, which include those of the company, are discussed in the group's Annual Report 2018 on pages 66 to 67 at [www.diageo.com](http://www.diageo.com), which does not form part of this report.

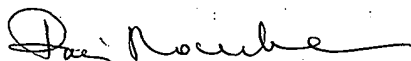
### **Auditors**

Pursuant to Section 487 of the Companies Act 2006, the auditors, PricewaterhouseCoopers LLP, have been reappointed and will continue in office as auditors of the company.

### **Disclosure of information to auditor**

The directors who held office at the date of approval of this directors' report confirm that, so far as they are each aware, there is no relevant audit information of which the company's auditors are unaware; and each director has taken all the steps that they ought to have taken as a director to make themselves aware of any relevant audit information and to establish that the company's auditors are aware of that information.

By order of the board



M Pais  
*Director*  
Edinburgh Park  
5 Lochside Way  
Edinburgh  
EH12 9DT

5 December 2018

## **Statement of directors' responsibilities in respect of the strategic report, the directors' report and the financial statements**

The directors are responsible for preparing the strategic report, directors' report and the financial statements in accordance with applicable law and regulation.

Company law requires the directors to prepare financial statements for each financial year. Under that law the directors have prepared the financial statements in accordance with United Kingdom Generally Accepted Accounting Practice (United Kingdom Accounting Standards, comprising FRS 101 "Reduced Disclosure Framework", and applicable law). Under company law the directors must not approve the financial statements unless they are satisfied that they give a true and fair view of the state of affairs of the company and of the profit or loss of the company for that period.

In preparing the financial statements, the directors are required to:

- select suitable accounting policies and then apply them consistently;
- state whether applicable United Kingdom Accounting Standards, comprising FRS 101, have been followed, subject to any material departures disclosed and explained in the financial statements;
- make judgements and accounting estimates that are reasonable and prudent; and
- prepare the financial statements on the going concern basis unless it is inappropriate to presume that the company will continue in business.

The directors are responsible for keeping adequate accounting records that are sufficient to show and explain the company's transactions and disclose with reasonable accuracy at any time the financial position of the company and enable them to ensure that the financial statements comply with the Companies Act 2006.

The directors are also responsible for safeguarding the assets of the company and hence for taking reasonable steps for the prevention and detection of fraud and other irregularities.

# ***Independent auditors' report to the members of Diageo Capital Plc***

## **Report on the audit of the financial statements**

---

### **Opinion**

In our opinion, Diageo Capital Plc's financial statements:

- give a true and fair view of the state of the company's affairs as at 30 June 2018 and of its profit for the year then ended;
- have been properly prepared in accordance with United Kingdom Generally Accepted Accounting Practice (United Kingdom Accounting Standards, comprising FRS 101 "Reduced Disclosure Framework", and applicable law); and
- have been prepared in accordance with the requirements of the Companies Act 2006.

We have audited the financial statements, included within the Financial Statements (the "Annual Report"), which comprise: the balance sheet as at 30 June 2018; the income statement, the statement of comprehensive income, the statement of changes in equity for the year then ended; and the notes to the financial statements, which include a description of the significant accounting policies.

Our opinion is consistent with our reporting to the Directors.

---

### **Basis for opinion**

We conducted our audit in accordance with International Standards on Auditing (UK) ("ISAs (UK)") and applicable law. Our responsibilities under ISAs (UK) are further described in the Auditors' responsibilities for the audit of the financial statements section of our report. We believe that the audit evidence we have obtained is sufficient and appropriate to provide a basis for our opinion.

### **Independence**

We remained independent of the company in accordance with the ethical requirements that are relevant to our audit of the financial statements in the UK, which includes the FRC's Ethical Standard, as applicable to listed public interest entities, and we have fulfilled our other ethical responsibilities in accordance with these requirements.

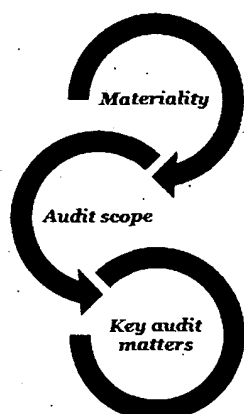
To the best of our knowledge and belief, we declare that non-audit services prohibited by the FRC's Ethical Standard were not provided to the company.

We have provided no non-audit services to the company in the period from 1 July 2017 to 30 June 2018.

---

### **Our audit approach**

#### **Overview**



#### **Materiality**

- Overall materiality: £68 million (2017: £71 million), based on 1% of total assets.
- 

#### **Audit scope**

- We conducted full scope audit work on the Financial Statements of Diageo Capital plc
  - We focused on the most significant areas, being the assessment of hedge effectiveness and valuation of derivative transactions.
- 

#### **Key audit matters**

- Valuation of derivatives.
  - Hedge effectiveness.
-



## *The scope of our audit*

As part of designing our audit, we determined materiality and assessed the risks of material misstatement in the financial statements. In particular, we looked at where the directors made subjective judgements, for example in respect of significant accounting estimates that involved making assumptions and considering future events that are inherently uncertain.

We gained an understanding of the legal and regulatory framework applicable to the company and the industry in which it operates, and considered the risk of acts by the company which were contrary to applicable laws and regulations, including fraud. We designed audit procedures to respond to the risk, recognising that the risk of not detecting a material misstatement due to fraud is higher than the risk of not detecting one resulting from error, as fraud may involve deliberate concealment by, for example, forgery or intentional misrepresentations, or through collusion. We focused on laws and regulations that could give rise to a material misstatement in the company's financial statements, including, but not limited to, the United Kingdom Generally Accepted Accounting Practice (United Kingdom Accounting Standards, comprising FRS 101 "Reduced Disclosure Framework", and applicable law, the requirements of the Companies Act 2006. Our tests included, but were not limited to, the review of the Financial Statements. There are inherent limitations in the audit procedures described above and the further removed non-compliance with laws and regulations is from the events and transactions reflected in the financial statements, the less likely we would become aware of it.

We did not identify any key audit matters relating to irregularities, including fraud. As in all of our audits we also addressed the risk of management override of internal controls, including testing journals and evaluating whether there was evidence of bias by the directors that represented a risk of material misstatement due to fraud.

## *Key audit matters*

Key audit matters are those matters that, in the auditors' professional judgement, were of most significance in the audit of the financial statements of the current period and include the most significant assessed risks of material misstatement (whether or not due to fraud) identified by the auditors, including those which had the greatest effect on: the overall audit strategy; the allocation of resources in the audit; and directing the efforts of the engagement team. These matters, and any comments we make on the results of our procedures thereon, were addressed in the context of our audit of the financial statements as a whole, and in forming our opinion thereon, and we do not provide a separate opinion on these matters. This is not a complete list of all risks identified by our audit.

<i>Key audit matter</i>	<i>How our audit addressed the key audit matter</i>
<p><b>Valuation of derivatives</b></p> <p>The company is engaged in treasury risk and cash management for Diageo plc. The company enters into derivative transactions to hedge foreign exchange and interest rate risk implicit in its borrowings. Valuation of derivatives is a complex process.</p> <p>Therefore one of our focus areas was the determination of fair value of derivative transactions.</p>	<p>Our audit procedures included understanding and evaluating the controls and systems related to the determination of fair value of derivatives, and where appropriate obtaining audit evidence through testing operating effectiveness of relevant controls together with substantive audit procedures.</p> <p>Testing of controls included examining appropriate authorisation of deal tickets and contracts for derivatives, as well as assessment of completeness of system recording of derivative transactions.</p> <p>The substantive audit procedures performed included the following tests, on a sample basis:</p> <ul style="list-style-type: none"><li>• The valuation of derivatives with independent input data collected from publicly available markets</li><li>• Circularising external confirmations to the banks to confirm the existence and valuation of derivatives;</li></ul> <p>We also evaluated whether the derivatives and their fair value were appropriately disclosed in the Financial Statements.</p>
<p><b>Hedge effectiveness</b></p> <p>As a part of risk management activity the company trades in derivative transactions to hedge the group's foreign currency and interest rate risk. The company applies hedge accounting in its Financial Statements. The accounting framework applied by the company requires certain pre-conditions to be met upon designation of a hedge relationship and throughout the term of the relationship, some of which are complex and are subject to management judgement.</p> <p>Therefore, our areas of focus included hedge accounting applied by the company.</p>	<p>Our audit procedures included understanding and evaluating the controls and systems related to hedge accounting including that the pre-conditions of hedge accounting were met, the prospective and retrospective assessment of hedge effectiveness were appropriately performed and resulting entries were properly accounted for. Where relevant, we obtained audit evidence through testing operating effectiveness of relevant controls together with substantive audit procedures.</p> <p>Testing of controls included examining appropriate authorisation of hedge designation, review of hedge effectiveness tests and resulting accounting entries.</p>

<b>Key audit matter</b>	<b>How our audit addressed the key audit matter</b>
	<p>The substantive audit procedures performed included the following tests, on a sample basis:</p> <ul style="list-style-type: none"> <li>• review of appropriateness of hedge designation documents;</li> <li>• the independent recalculation of hedge effectiveness tests;</li> <li>• review of appropriateness of accounting entries relating to hedge accounting.</li> </ul> <p>We also evaluated whether derivative transactions were appropriately disclosed in the Financial Statements.</p>

### **How we tailored the audit scope**

We tailored the scope of our audit to ensure that we performed enough work to be able to give an opinion on the financial statements as a whole, taking into account the structure of the company, the accounting processes and controls, and the industry in which it operates.

### **Materiality**

The scope of our audit was influenced by our application of materiality. We set certain quantitative thresholds for materiality. These, together with qualitative considerations, helped us to determine the scope of our audit and the nature, timing and extent of our audit procedures on the individual financial statement line items and disclosures and in evaluating the effect of misstatements, both individually and in aggregate on the financial statements as a whole.

Based on our professional judgement, we determined materiality for the financial statements as a whole as follows:

<b>Overall materiality</b>	£68 million (2017: £71 million).
<b>How we determined it</b>	1% of total assets.
<b>Rationale for benchmark applied</b>	We consider a total assets measure to reflect the nature of the company, which primarily acts as a funding and cash management company for the group's investments and carries out derivative transactions to hedge the group's financial risks.

We agreed with the Directors that we would report to them misstatements identified during our audit above £3.4 million (2017: £3.6 million) as well as misstatements below that amount that, in our view, warranted reporting for qualitative reasons.

### **Conclusions relating to going concern**

We have nothing to report in respect of the following matters in relation to which ISAs (UK) require us to report to you when:

- the directors' use of the going concern basis of accounting in the preparation of the financial statements is not appropriate; or
- the directors have not disclosed in the financial statements any identified material uncertainties that may cast significant doubt about the company's ability to continue to adopt the going concern basis of accounting for a period of at least twelve months from the date when the financial statements are authorised for issue.

However, because not all future events or conditions can be predicted, this statement is not a guarantee as to the company's ability to continue as a going concern.

### **Reporting on other information**

The other information comprises all of the information in the Annual Report other than the financial statements and our auditors' report thereon. The directors are responsible for the other information. Our opinion on the financial statements does not cover the other information and, accordingly, we do not express an audit opinion or, except to the extent otherwise explicitly stated in this report, any form of assurance thereon.

In connection with our audit of the financial statements, our responsibility is to read the other information and, in doing so, consider whether the other information is materially inconsistent with the financial statements or our knowledge obtained in the audit, or otherwise appears to be materially misstated. If we identify an apparent material inconsistency or material misstatement, we are required to perform procedures to conclude whether there is a material misstatement of the financial statements or a material misstatement of the other information. If, based on the work we have performed, we conclude that there is a material misstatement of this other information, we are required to report that fact. We have nothing to report based on these responsibilities.

With respect to the Strategic Report, Directors' Report and Corporate Governance Statement, we also considered whether the disclosures required by the UK Companies Act 2006 have been included.

Based on the responsibilities described above and our work undertaken in the course of the audit, ISAs (UK) require us also to report certain opinions and matters as described below.

### ***Strategic Report and Directors' Report***

In our opinion, based on the work undertaken in the course of the audit, the information given in the Strategic Report and Directors' Report for the year ended 30 June 2018 is consistent with the financial statements and has been prepared in accordance with applicable legal requirements.

In light of the knowledge and understanding of the company and its environment obtained in the course of the audit, we did not identify any material misstatements in the Strategic Report and Directors' Report.

## **Responsibilities for the financial statements and the audit**

### ***Responsibilities of the directors for the financial statements***

As explained more fully in the Statement of directors' responsibilities in respect of the strategic report, the directors' report and the financial statements set out on page 6, the directors are responsible for the preparation of the financial statements in accordance with the applicable framework and for being satisfied that they give a true and fair view. The directors are also responsible for such internal control as they determine is necessary to enable the preparation of financial statements that are free from material misstatement, whether due to fraud or error.

In preparing the financial statements, the directors are responsible for assessing the company's ability to continue as a going concern, disclosing as applicable, matters related to going concern and using the going concern basis of accounting unless the directors either intend to liquidate the company or to cease operations, or have no realistic alternative but to do so.

### ***Auditors' responsibilities for the audit of the financial statements***

Our objectives are to obtain reasonable assurance about whether the financial statements as a whole are free from material misstatement, whether due to fraud or error, and to issue an auditors' report that includes our opinion. Reasonable assurance is a high level of assurance, but is not a guarantee that an audit conducted in accordance with ISAs (UK) will always detect a material misstatement when it exists. Misstatements can arise from fraud or error and are considered material if, individually or in the aggregate, they could reasonably be expected to influence the economic decisions of users taken on the basis of these financial statements.

A further description of our responsibilities for the audit of the financial statements is located on the FRC's website at: [www.frc.org.uk/auditorsresponsibilities](http://www.frc.org.uk/auditorsresponsibilities). This description forms part of our auditors' report.

### ***Use of this report***

This report, including the opinions, has been prepared for and only for the company's members as a body in accordance with Chapter 3 of Part 16 of the Companies Act 2006 and for no other purpose. We do not, in giving these opinions, accept or assume responsibility for any other purpose or to any other person to whom this report is shown or into whose hands it may come save where expressly agreed by our prior consent in writing.

---

## **Other required reporting**

### **Companies Act 2006 exception reporting**

Under the Companies Act 2006 we are required to report to you if, in our opinion:

- we have not received all the information and explanations we require for our audit; or
- adequate accounting records have not been kept by the company, or returns adequate for our audit have not been received from branches not visited by us; or
- certain disclosures of directors' remuneration specified by law are not made; or
- the financial statements are not in agreement with the accounting records and returns.

We have no exceptions to report arising from this responsibility.

---

## Appointment

Following the recommendation of the group audit committee, we were appointed by the members on 1 September 2015 to audit the financial statements for the year ended 30 June 2016 and subsequent financial periods. The period of total uninterrupted engagement is 3 years, covering the years ended 30 June 2016 to 30 June 2018.



Christopher Richmond (Senior Statutory Auditor)  
for and on behalf of PricewaterhouseCoopers LLP  
Chartered Accountants and Statutory Auditors  
London  
5 December 2018

## INCOME STATEMENT

	<i>Notes</i>	<b>Year ended 30 June 2018 £'million</b>	<b>Year ended 30 June 2017 £'million</b>
Other operating income	2	11	7
Finance income	4	405	536
Finance charges	4	(404)	(524)
<b>Operating profit</b>		<b>12</b>	<b>19</b>
<b>Profit before taxation on ordinary activities</b>		<b>12</b>	<b>19</b>
Taxation on profit on ordinary activities	5	-	-
<b>Profit for the financial year</b>		<b>12</b>	<b>19</b>

The accompanying notes are an integral part of these financial statements.

## STATEMENT OF COMPREHENSIVE INCOME

	<i>Notes</i>	<b>Year ended 30 June 2018 £'million</b>	<b>Year ended 30 June 2017 £'million</b>
<b>Other comprehensive income/(expense) Items that may be recycled subsequently to the income statement</b>			
Effective portion of changes in fair value of cash flow hedges			
- (losses)/gains taken to other comprehensive income		(64) <sup>1</sup>	(8) <sup>1</sup>
- recycled to income statement		6 <sup>1</sup>	(42) <sup>1</sup>
<b>Other comprehensive (expense)/income for the year</b>	<i>11</i>	<b>(58)</b>	<b>(50)</b>
Profit for the financial year	<i>11</i>	<b>12</b>	<b>19</b>
<b>Total comprehensive (expense)/income for the year</b>		<b>(46)</b>	<b>(31)</b>

The accompanying notes are an integral part of these financial statements.


<sup>1</sup> Amounts grossed up due to interest portion of fair value movements of Cross-Currency Swaps.

## BALANCE SHEET

	Notes	30 June 2018 £'million	30 June 2017 £'million
<b>Non-current assets</b>			
Trade and other receivables	7	6,581	6,816
Other financial assets	6	193	273
		<u>6,774</u>	<u>7,089</u>
<b>Current assets</b>			
Trade and other receivables	7	34	7
Other financial assets	6	1	14
Cash and cash equivalents		-	-
		<u>35</u>	<u>21</u>
<b>Total assets</b>		<u>6,809</u>	<u>7,110</u>
<b>Current liabilities</b>			
Trade and other payables	10	(2,746)	(2,959)
Other financial liabilities	6	(1)	(13)
Borrowings and bank overdrafts	8	(112)	(1,624)
		<u>(2,859)</u>	<u>(4,596)</u>
<b>Non-current liabilities</b>			
Borrowings	8	(3,857)	(2,380)
Other financial liabilities	6	(83)	(78)
		<u>(3,940)</u>	<u>(2,458)</u>
<b>Total liabilities</b>		<u>(6,799)</u>	<u>(7,054)</u>
<b>Net assets</b>		<u>10</u>	<u>56</u>
<b>Equity</b>			
Called up share capital	11	-	-
Share premium		250	250
Fair value and hedging reserves		(53)	5
Other reserves		70	70
Retained deficit		(257)	(269)
<b>Total equity</b>		<u>10</u>	<u>56</u>

The accounting policies and other notes on pages 15 to 32 form part of the financial statements.

These financial statements on pages 11 to 32 were approved by the board of directors on 5 December 2018 and were signed on its behalf by:



M Pais  
Director

## STATEMENT OF CHANGES IN EQUITY

### ATTRIBUTABLE TO SHAREHOLDER OF THE COMPANY

	Share premium	Hedging reserve	Other reserves	Subtotal Other reserves	Retained deficit	Total equity
	£'million	£'million	£'million	£'million	£'million	£'million
Balance at 30 June 2016	250	55	70	125	(288)	87
Other comprehensive expense	-	(50)	-	(50)	-	(50)
Profit for the financial year	-	-	-	-	19	19
Balance at 30 June 2017	250	5	70	75	(269)	56
Other comprehensive income	-	(58)	-	(58)	-	(58)
Profit for the financial year	-	-	-	-	12	12
<b>Balance at 30 June 2018</b>	<b>250</b>	<b>(53)</b>	<b>70</b>	<b>17</b>	<b>(257)</b>	<b>10</b>

The accompanying notes are an integral part of these financial statements.



## NOTES TO THE FINANCIAL STATEMENTS

### 1. ACCOUNTING POLICIES

#### Basis of preparation

These financial statements are prepared in accordance with Financial Reporting Standard 101 *Reduced Disclosure Framework* (FRS 101).

In preparing these financial statements, the company applies the recognition, measurement and disclosure requirements of International Financial Reporting Standards as adopted by the EU (IFRS), but makes amendments where necessary in order to comply with Companies Act 2006 and sets out below where the FRS 101 disclosure exemptions have been taken.

These financial statements are prepared on a going concern basis under the historical cost convention, except that certain financial instruments are stated at their fair value.

The company is a wholly owned subsidiary of Diageo plc and is included in the consolidated financial statements of Diageo plc which are publicly available.

The company has taken advantage of the following exemptions from the requirements of IFRS in the preparation of these financial statements, in accordance with FRS 101:

- A cash flow statement and related notes;
- Disclosures in respect of transactions with wholly owned subsidiaries;
- The effects of new but not yet effective IFRSs;
- Disclosures in respect of the compensation of Key Management Personnel.

These financial statements are separate financial statements.

#### Functional and presentational currency

These financial statements are presented in sterling (£), which is the company's functional currency. All financial information presented in sterling has been rounded to the nearest million.

#### New accounting policies

The following standard, issued by the IASB and endorsed by the EU, have been early adopted by the company from 1 July 2017:

- **IFRS 9 - Financial instruments replaces IAS 39** (Financial instruments - Recognition and measurement) and addresses the classification and measurement of financial instruments, introduces new principles for hedge accounting and a new forward-looking impairment model for financial assets. The adoption of IFRS 9 hedge accounting principles did not result in a restatement of the company's results and the impact on the year ended 30 June 2018 is not material. All classes of financial assets and financial liabilities had as at 1 July 2017 the same carrying values under IFRS 9 as they had under IAS 39. The new impairment model under IFRS 9 requires the recognition of allowances for doubtful debt based on expected credit losses (ECL), rather than incurred credit losses as under IAS 39. The adoption of the ECL approach did not result in any additional impairment loss for trade and other receivables as at 1 July 2017.

## NOTES TO THE FINANCIAL STATEMENTS (continued)

### 1. ACCOUNTING POLICIES (continued)

#### Finance costs

Borrowing costs which are not capitalised are recognised in the income statement based on the effective interest method.

#### Going concern

The financial statements have been prepared on a going concern basis as a fellow group undertaking has agreed to provide financial support for the foreseeable future.

#### Foreign currencies

Transactions in foreign currencies are recorded at the rate of exchange at the date of the transaction. Monetary assets and liabilities denominated in foreign currencies are translated into sterling at the financial year end exchange rates and these foreign exchange differences are recognised in the income statement.

#### Financial assets and liabilities

Financial assets and liabilities are initially recorded at fair value including, where permitted by IFRS 9, any directly attributable transaction costs. For those financial assets that are not subsequently held at fair value, the company assesses whether there is evidence of impairment at each balance sheet date. The company classifies its financial assets and liabilities into the following categories: financial assets and liabilities at amortised cost, financial assets and liabilities at fair value through profit and loss and financial assets at fair value through other comprehensive income. Where financial assets or liabilities are eligible to be carried at either amortised cost or fair value the company does not apply the fair value option.

**Trade and other receivables** Amounts owed by other group companies are initially measured at fair value and are subsequently reported at amortised cost. Non-interest bearing trade receivables are stated at their nominal value as they are due on demand. Allowance for expected credit losses are made based on the risk of non-payment taking into account ageing, previous experience, economic conditions and forward-looking data. Such allowance are measured as either 12-months expected credit losses or lifetime expected credit losses depending on changes in the credit quality of the counterparty.

**Borrowings** Borrowings are initially measured at fair value net of transaction costs and are subsequently reported at amortised cost. Certain bonds are designated as being part of a fair value hedge relationship. In these cases, the amortised cost is adjusted for the fair value of the risk being hedged, with changes in value recognised in the income statement. The fair value adjustment is calculated using a discounted cash flow technique based on unadjusted market data.

**Trade and other payables** Amounts owed to other group companies are initially measured at fair value and are subsequently reported at amortised cost.

#### Derivative financial instruments

Derivative financial instruments are carried at fair value using a discounted cash flow technique based on market data applied consistently for similar type of instruments. Gains and losses on derivatives that do not qualify for hedge accounting treatment are taken to the income statement as they arise.

The company designates and documents certain derivatives as hedging instruments against changes in fair value of recognised assets and liabilities (fair value hedges) and the cash flow risk from a change in exchange or interest rates (cash flow hedges). The effectiveness of such hedges is assessed at inception and at least on a quarterly basis, using prospective testing. Methods used for testing effectiveness include dollar offset, critical terms, regression analysis and hypothetical derivative method.

## NOTES TO THE FINANCIAL STATEMENTS (continued)

### 1. ACCOUNTING POLICIES (continued)

#### Derivative financial instruments (continued)

**Fair value hedges** are used to manage the currency and/or interest rate risks to which the fair value of certain assets and liabilities are exposed. Changes in fair value of the derivatives are recognised in the income statement, along with any changes in the relevant fair value of the underlying hedged asset or liability.

If such a hedge relationship is de-designated, fair value movements on the derivative continue to be taken to the income statement while any fair value adjustments made to the underlying hedged item to that date are amortised through the income statement over its remaining life using the effective interest rate method.

**Cash flow hedges** are used to hedge the cash flow risk from changes in exchange or interest rates. The effective portion of the gain or loss on the hedges is recognised in the other comprehensive income, while any ineffective part is recognised in the income statement. Amounts recorded in the other comprehensive income are recycled to the income statement in the same period in which the underlying foreign currency or interest exposure affects the income statement.

Derivative financial instruments are presented in the financial statements as 'Intra-group derivative assets/(liabilities)' as these transactions are entered into by Diageo Finance plc, a fellow group undertaking, and subsequently passed to the company.

#### Taxation

Current tax is based on taxable profit for the year. Taxable profit is different from accounting profit due to temporary differences between accounting and tax treatments, and due to items that are never taxable or tax deductible. Tax benefits are not recognised unless it is probable that the tax positions are sustainable. Once considered to be probable, tax benefits are reviewed each year to assess whether a provision should be taken against full recognition of the benefit on the basis of potential settlement through negotiation and/or litigation. Tax provisions are included in current liabilities. Penalties and interest on tax liabilities for the year ended 30 June 2018 are included in profit before taxation. In prior years penalties and interest on tax liabilities were provided for in the tax charge.

Full provision for deferred tax is made for temporary differences between the carrying value of assets and liabilities for financial reporting purposes and their value for tax purposes. The amount of deferred tax reflects the expected recoverable amount and is based on the expected manner of realisation or settlement of the carrying amount of assets and liabilities, using the basis of taxation enacted or substantively enacted by the balance sheet date. Deferred tax assets are not recognised where it is more likely than not that the asset will not be realised in the future.

#### Judgements in applying accounting policies and key sources of estimation uncertainty

The directors make estimates and assumptions concerning the future of the company. The resulting accounting estimates will, by definition, seldom equate to actual results. The company's directors are of the opinion that there are no estimates and assumptions that have a significant risk of casting material adjustment to the carrying value of the assets and liabilities for the company within the next financial year due to the nature of the business.

The critical accounting policies, which the directors consider are of greater complexity and/or particularly subject to the exercise of judgements, are the policies in relation to fair valuation of derivatives (see detailed description under note 9. Financial instruments and risk management (f) Fair value measurements).

## NOTES TO THE FINANCIAL STATEMENTS (continued)

### 2. OTHER OPERATING INCOME

	Year ended 30 June 2018 £'million	Year ended 30 June 2017 £'million
Intercompany management income	14	8
Foreign exchange (loss)/gain on operations	(3)	(1)
	<u>11</u>	<u>7</u>

Fees in respect of audit services provided by the auditors are: £9,000 (2017 - £9,000). There were no fees payable to the auditors in respect of non-audit services (2017 - £nil).

### 3. EMPLOYEES

The company did not employ any staff during either the current or prior year.

None of the directors received any remuneration during the financial year in respect of their services as directors of the company (2017 - £nil).

### 4. FINANCE INCOME AND CHARGES

	Year ended 30 June 2018 £'million	Year ended 30 June 2017 £'million
<b>Net interest</b>		
Interest income from fellow group undertakings	312	391
Other interest income	-	1
Fair value gain on external derivative financial instruments	1	1
Fair value gain on intra-group derivative financial instruments	19	88
Fair value adjustment on borrowings	60	29
Amortisation of bonds	13	26
<b>Total interest income</b>	<u>405</u>	<u>536</u>
Interest charge to fellow group undertakings	(171)	(202)
Interest charge on all other borrowings	(137)	(187)
Fair value loss on intra-group derivative financial instruments	(77)	(124)
Fair value adjustment on borrowings	(7)	-
Amortisation of bonds	(1)	(1)
Discount and fee amortisation	(11)	(10)
<b>Total interest charges</b>	<u>(404)</u>	<u>(524)</u>
<b>Net finance income/(charges)</b>	<u>1</u>	<u>12</u>

## NOTES TO THE FINANCIAL STATEMENTS (continued)

### 5. TAXATION

	Year ended 30 June 2018 £'million	Year ended 30 June 2017 £'million
<b>(i) Analysis of taxation for the year</b>		
Current tax	-	-
Deferred tax	-	-
Taxation on profit on ordinary activities	-	-
<b>(ii) Factors affecting total tax for the year</b>		
Profit on ordinary activities before taxation	12	19
Taxation on profit on ordinary activities at UK corporation tax rate of 19% (2017 - 19.75%)	(2)	(4)
Group relief received for nil consideration	2	4
<b>Total tax for the year</b>	-	-

The UK tax rate is 19% effective from 1 April 2017 which is applied for year ended 30 June 2018. A further reduction to 17% (effective from 1 April 2020) was enacted in September 2016.

## NOTES TO THE FINANCIAL STATEMENTS (continued)

### 6. OTHER FINANCIAL ASSETS AND LIABILITIES

	Assets due after one year £'million	Assets due within one year £'million	Liabilities due within one year £'million	Liabilities due after one year £'million
<b>2018</b>				
<b>Intra-group derivative assets/(liabilities)</b>				
Designated in cash flow hedge	160	-	-	(48)
Designated in fair value hedge	7	-	-	(11)
Not designated in a hedge relationship	26	1	(1)	(24)
<b>Total derivative assets/(liabilities)</b>	<b>193</b>	<b>1</b>	<b>(1)</b>	<b>(83)</b>

Diageo Finance plc entered into external cross currency interest rate swaps on behalf of Diageo Capital plc, market value of which amounted to £112 million at the balance sheet date (2017 - £193 million). The external deals are mirrored through Diageo plc to Diageo Capital plc, the ultimate beneficiary. Market value of intra-group cross currency interest rate swaps amounts to a net asset of £112 million (2017 - £193 million).

	Assets due after one year £'million	Assets due within one year £'million	Liabilities due within one year £'million	Liabilities due after one year £'million
<b>2017</b>				
<b>Intra-group derivative assets/(liabilities)</b>				
Designated in cash flow hedge	217	-	-	(24)
Designated in fair value hedge	-	-	(1)	(1)
Not designated in a hedge relationship	56	14	(12)	(53)
<b>Total derivative assets/(liabilities)</b>	<b>273</b>	<b>14</b>	<b>(13)</b>	<b>(78)</b>

## NOTES TO THE FINANCIAL STATEMENTS (continued)

### 7. TRADE AND OTHER RECEIVABLES

	30 June 2018		30 June 2017	
	Due within one year £'million	Due after one year £'million	Due within one year £'million	Due after one year £'million
Amounts owed by fellow group undertakings	34	6,581	7	6,816
	<u>34</u>	<u>6,581</u>	<u>7</u>	<u>6,816</u>

Amounts owed by fellow group undertakings include accrued and capitalised interest on the underlying balances at 30 June 2018 and at 30 June 2017. These balances bear interest at fixed and variable rates from 0.25% to 8.11% for the year ended 30 June 2018 (2017 - from 0.25% to 8.11%).

Amounts owed by fellow group undertakings represent transactions with companies in the group with which the company has a long term financing relationship. These financing relationships are expected to continue for the foreseeable future. Amounts owed by group undertakings are considered to have a fair value which is not materially different to the book value.

## NOTES TO THE FINANCIAL STATEMENTS (continued)

### 8. BORROWINGS AND BANK OVERDRAFTS

	30 June 2018 £'million	30 June 2017 £'million
Bank overdrafts	14	1
Commercial paper	98	
US\$ 1,250 million 5.75% bonds due 2017	-	962
US\$ 200 million 4.85% medium term notes due 2018	-	154
US\$ 650 million 1.125% bonds due 2018	-	499
Fair value adjustment to borrowings	-	8
<b>Borrowings due within one year and bank overdrafts</b>	<b>112</b>	<b>1,624</b>
US\$ 500 million 3.000% bonds due 2020	378	-
US\$ 500 million floating bonds due 2020	378	-
US\$ 696 million 4.828% bonds due 2020	508	508
US\$ 500 million 3.500% bonds due 2023	377	
US\$ 1,350 million 2.625% bonds due 2023	1,020	1,035
US\$ 500 million 3.875% bonds due 2028	376	
US\$ 600 million 5.875% bonds due 2036	450	456
US\$ 500 million 3.875% bonds due 2043	372	377
Fair value adjustment to borrowings	(2)	4
<b>Borrowings due after one year</b>	<b>3,857</b>	<b>2,380</b>
<b>Total external borrowings</b>	<b>3,969</b>	<b>4,004</b>

The interest rates of external borrowings shown in the table above are those contracted on the underlying borrowings before taking into account any interest rate hedges. Bonds are stated net of unamortised finance costs of 40 million (2017 - £45 million). Bonds are reported at amortised cost with a fair value adjustment shown separately. All bonds, medium term notes and commercial paper issued by the company are fully and unconditionally guaranteed by Diageo plc.



## NOTES TO THE FINANCIAL STATEMENTS (continued)

### 9. FINANCIAL INSTRUMENTS AND RISK MANAGEMENT

The company's funding, liquidity and exposure to foreign currency and interest rate risks are managed by the group's treasury department.

The treasury department uses a range of financial instruments to manage these underlying risks.

Treasury operations are conducted within a framework of board-approved policies and guidelines, which are recommended and monitored by the finance committee, chaired by the Chief Financial Officer. The policies and guidelines include benchmark exposure and/or hedge cover levels for key areas of treasury risk which are periodically reviewed by the board following, for example, significant business, strategic or accounting changes. The framework provides for limited defined levels of flexibility in execution to allow for the optimal application of the board-approved strategies. Transactions arising from the application of this flexibility may give rise to exposures different from the defined benchmark levels that are separately monitored on a daily basis using Value at Risk analysis. These transactions are carried at fair value and gains or losses are taken to the income statement as they arise. In the year ended 30 June 2018 and 30 June 2017 gains and losses on these transactions were not material. The company does not use derivatives for speculative purposes. All transactions in derivative financial instruments are initially undertaken to manage the risks arising from underlying business activities.

The finance committee receives monthly reports on the activities of the treasury department, including any exposures different from the defined benchmarks.

#### (a) Currency risk

The company presents its financial statements in sterling (which is the functional currency of the entity) and conducts business in many currencies. As a result, it is subject to foreign currency risk due to exchange rate movements, which will affect the company's transactions. To manage the currency risk the company uses certain financial instruments. Where hedge accounting is applied, hedges are documented and tested for effectiveness on an ongoing basis. The company expects hedges entered into to continue to be effective and therefore does not expect the impact of ineffectiveness on the income statement to be material.

#### *Hedge of foreign currency debt*

The company uses cross currency interest rate swaps to hedge the foreign currency risk associated with certain foreign currency denominated borrowings.

#### (b) Interest rate risk

The group has an exposure to interest rate risk, arising principally on changes in US dollar and sterling interest rates. To manage interest rate risk, the group manages its proportion of fixed to floating rate borrowings within limits approved by the Board, primarily through issuing fixed and floating rate borrowings and commercial paper, and by utilising interest rate swaps. These practices aim to minimise the company's net finance charges with acceptable year on year volatility. To facilitate operational efficiency and effective hedge accounting, the group's policy is to maintain fixed rate borrowings within a band of 40% to 60% of forecast net borrowings. For these calculations, net borrowings exclude interest rate related fair value adjustments. The majority of the group's existing interest rate derivatives are designated as hedges and are expected to be effective. Fair value of these derivatives is recognised in the income statement, along with any changes in the relevant fair value of the underlying hedged asset or liability.

## NOTES TO THE FINANCIAL STATEMENTS (continued)

### 9. FINANCIAL INSTRUMENTS AND RISK MANAGEMENT (continued)

#### (c) Market risk sensitivity analysis

The company uses a sensitivity analysis that estimates the impacts on the income statement and other comprehensive income of either increase or decrease of 0.5% in market interest rates or a 10% strengthening or weakening in sterling against all other currencies, from the rates applicable at 30 June 2018 and 30 June 2017, for each class of financial instruments with all other variables remaining constant. This analysis is for illustrative purposes only, as in practice interest and foreign exchange rates rarely change in isolation. The sensitivity analysis estimates the impact of changes in interest and foreign exchange rates. All hedges are expected to be highly effective for this analysis and it considers the impact of all financial instruments including financial derivatives, cash and cash equivalents, borrowings and other financial assets and liabilities. The results of the sensitivity analysis should not be considered as projections of likely future events, gains or losses as actual results in the future may differ materially due to developments in the global financial markets which may cause fluctuations in interest and exchange rates to vary from the hypothetical amounts disclosed in the table below.

	0.5 % decrease in interest rates £'million	0.5 % increase in interest rates £'million	10 % weakening of sterling £'million	10 % strengthening of sterling £'million
<b>30 June 2018</b>				
Impact on income statement - gain/(loss)	4	(4)	18	(15)
Impact on other comprehensive income-gain/(loss)	5	(5)	8	(3)
<b>30 June 2017</b>				
Impact on income statement - gain/(loss)	(31)	31	8	(6)
Impact on other comprehensive income-gain/(loss)	(23)	24	(10)	15

Impact on the statement of comprehensive income includes the impact on the income statement.

#### (d) Credit risk

Credit risk refers to the risk that a counterparty will default on its contractual obligations resulting in financial loss to the company. Credit risk arises on cash balances (including bank deposits and cash and cash equivalents), derivative financial instruments and credit exposures to customers, including outstanding loans, trade and other receivables, financial guarantees and committed transactions. The carrying amount of financial assets represents the company's exposure to credit risk at the balance sheet date as disclosed in section (i), excluding the impact of any collateral held or other credit enhancements. A financial asset is in default when the counterparty fails to pay its contractual obligations. Financial assets are written-off when there is no reasonable expectation of recovery.

Credit risk is managed separately for financial and business related credit exposures.

## NOTES TO THE FINANCIAL STATEMENTS (continued)

### 9. FINANCIAL INSTRUMENTS AND RISK MANAGEMENT (continued)

#### (d) Credit risk (continued)

##### *Financial credit risk*

Diageo aims to minimise its financial credit risk through the application of risk management policies approved and monitored by the Board. Counterparties are limited to major banks and financial institutions, primarily with a long term credit rating within the A band or better, and the policy restricts the exposure to any one counterparty by setting credit limits taking into account the credit quality of the counterparty. The group's policy is designed to ensure that individual counterparty limits are adhered to and that there are no significant concentrations of credit risk. The Board also defines the types of financial instruments which may be transacted. The credit risk arising through the use of financial instruments for currency and interest rate risk management is estimated with reference to the fair value of contracts with a positive value, rather than the notional amount of the instruments themselves. Diageo annually reviews the credit limits applied and regularly monitors the counterparties' credit quality reflecting market credit conditions.

When derivative transactions are undertaken with bank counterparties, the group may, where appropriate, enter into certain agreements with such bank counterparties whereby the parties agree to post cash collateral for the benefit of the other if the net valuations of the derivatives are above a predetermined threshold.

##### *Business related credit risk*

Since trade and other receivables principally include balances with fellow group undertakings, the risk of non-performance is considered remote. Under IFRS 9, the significant increase in credit risk of financing relationships with fellow group undertakings is determined based on the group's internal credit rating assessment. The assessment practice takes into account as inputs the historical default of the financial instruments, currently available information about fellow group undertakings' financial performance and forward-looking information. The total balance of trade and other receivables is qualified as performing in accordance with internal credit rating assessment. As a result of low risk credit risk these financial assets have a very low risk of default (probability of default (PD)) and the 12-months expected credit loss is considered to be immaterial.

#### (e) Liquidity risk

Liquidity risk is the risk that Diageo may encounter difficulties in meeting its obligations associated with financial liabilities that are settled by delivering cash or other financial assets. The group uses short term commercial paper to finance its day-to-day operations. The group's policy with regard to the expected maturity profile of borrowings is to limit the amount of such borrowings maturing within 12 months to 50% of gross borrowings less money market demand deposits, and the level of commercial paper to 30% of gross borrowings less money market demand deposits. In addition, the group's policy is to maintain backstop facilities with relationship banks to support commercial paper obligations. The following tables provide an analysis of the anticipated contractual cash flows including interest payable for the company financial liabilities and derivative instruments on an undiscounted basis. Where interest payments are on a floating rate basis, rates of each cash flow until maturity of the instruments are calculated based on the forward yield curve prevailing at 30 June 2018 and 30 June 2017. In order to align with the group reporting the cash flows of cross currency swaps are presented on a gross basis while all other derivative contracts are presented on a net basis. Financial assets and liabilities are presented gross in the balance sheet, although in practice, the group uses netting arrangements to reduce its liquidity requirements on these instruments.

## NOTES TO THE FINANCIAL STATEMENTS (continued)

### 9. FINANCIAL INSTRUMENTS AND RISK MANAGEMENT (continued)

#### Contractual cash flows

	Due within 1 year £ million	Due between 1 and 3 years £ million	Due between 3 and 5 years £ million	Due after 5 years £ million	Total £ million	Carrying amount at balance sheet date £ million
<b>2018</b>						
Borrowings	(112)	(1,264)	(1,020)	(1,575)	(3,971)	(3,969)
Interest on borrowings	(143)	(252)	(192)	(734)	(1,321)	(31)
Trade and other financial liabilities	(2,715)	-	-	-	(2,715)	(2,715)
<b>Non-derivative financial liabilities</b>	<b>(2,970)</b>	<b>(1,516)</b>	<b>(1,212)</b>	<b>(2,309)</b>	<b>(8,007)</b>	<b>(6,715)</b>
Cross currency swaps (gross)						
- Receivable	60	121	840	1,487	2,508	-
- Payable	(41)	(83)	(824)	(1,070)	(2,018)	-
Other derivative instruments (net)	1	(5)	(2)	5	(1)	-
<b>Derivative instruments</b>	<b>20</b>	<b>33</b>	<b>14</b>	<b>422</b>	<b>489</b>	<b>110</b>
<b>2017</b>						
Borrowings	(1,616)	-	(535)	(1,885)	(4,036)	(4,004)
Interest on borrowings	(136)	(191)	(151)	(733)	(1,211)	(38)
Trade and other financial liabilities	(2,921)	-	-	-	(2,921)	(2,921)
<b>Non-derivative financial liabilities</b>	<b>(4,673)</b>	<b>(191)</b>	<b>(686)</b>	<b>(2,618)</b>	<b>(8,168)</b>	<b>(6,963)</b>
Cross currency swaps (gross)						
- Receivable	61	122	122	2,302	2,607	-
- Payable	(41)	(82)	(82)	(1,853)	(2,058)	-
Other derivative instruments (net)	15	16	8	4	43	-
<b>Derivative instruments</b>	<b>35</b>	<b>56</b>	<b>48</b>	<b>453</b>	<b>592</b>	<b>196</b>

## NOTES TO THE FINANCIAL STATEMENTS (continued)

### 9. FINANCIAL INSTRUMENTS AND RISK MANAGEMENT (continued)

The company had, along with other financing companies in the group, available undrawn committed bank facilities as follows:

	30 June 2018 £ million	30 June 2017 £ million
Expiring within one year	788	481
Expiring between one and two years	-	900
Expiring after two years	<u>1,864</u>	<u>1,219</u>
	<u>2,652</u>	<u>2,600</u>

The facilities can be used for general corporate purposes and, together with cash and cash equivalents, support the group's commercial paper programmes. There are no financial covenants on the group's material short and long term borrowings. Certain of these borrowings contain cross default provisions and negative pledges. The committed bank facilities are subject to a single financial covenant, being minimum interest cover ratio of two times (defined as the ratio of operating profit before exceptional items, aggregated with share of after tax results of associates and joint ventures, to net interest). They are also subject to pari passu ranking and negative pledge covenants. Any non-compliance with covenants underlying Diageo's financing arrangements could, if not waived, constitute an event of default with respect to any such arrangements, and any noncompliance with covenants may, in particular circumstances, lead to an acceleration of maturity on certain borrowings and the inability to access committed facilities. Diageo was in full compliance with its financial, pari passu ranking and negative pledge covenants in respect of its material short and long term borrowings throughout each of the years presented.

#### (f) Fair value measurements

Fair value measurements of financial instruments are presented through the use of a three-level fair value hierarchy that prioritises the valuation techniques used in fair value calculations.

The group maintains policies and procedures to value instruments using the most relevant data available. If multiple inputs that fall into different levels of the hierarchy are used in the valuation of an instrument, the instrument is categorised on the basis of the most subjective input.

Foreign currency forwards and swaps, cross currency swaps and interest rate swaps are valued using discounted cash flow techniques. These techniques incorporate inputs at levels 1 and 2, such as foreign exchange rates and interest rates. These market inputs are used in the discounted cash flow calculation incorporating the instrument's term, notional amount and discount rate, and taking credit risk into account. As significant inputs to the valuation are observable in active markets, these instruments are categorised as level 2 in the hierarchy.

The company's financial assets and liabilities measured at fair value are categorised as follows:

	30 June 2018 £ million	30 June 2017 £ million
Derivative assets	194	287
Derivative liabilities	(84)	(91)
<b>Valuation techniques based on observable market input (Level 2)</b>	<u>110</u>	<u>196</u>

## NOTES TO THE FINANCIAL STATEMENTS (continued)

### 9. FINANCIAL INSTRUMENTS AND RISK MANAGEMENT (continued)

#### (g) Results of hedging instruments

The company targets a one-to-one hedge ratio. Strengths of the economic relationship between the hedged item and the hedging instrument is analysed on an ongoing basis. Ineffectiveness can arise from subsequent change in the forecast transactions as a result of timing, cash flows or value except when the critical terms of the hedging instrument and hedged item are closely aligned. The change in the credit risk of the hedging instruments or the hedged items is not expected to be the primary factor in the economic relationship.

The notional amounts, contractual maturities and rates of the hedging instruments designated in hedging relationship as of 30 June 2018 by the main risk categories are as follows:

	Notional amounts £ million	Maturity	Range of hedged rates
<b>2018</b>			
<b>Cash flow hedges</b>			
Derivatives in cash flow hedge (foreign currency debt)	1,553	April 2023 – April 2043	US dollar 1.22-1.88
<b>Fair value hedges</b>			
Derivatives in fair value hedge (interest rate risk)	1,853	May 2020 – May 2028	1.53-3.09%
<b>2017</b>			
<b>Cash flow hedges</b>			
Derivatives in cash flow hedge (foreign currency debt)	1,577	April 2023 – April 2043	US dollar 1.22-1.88
<b>Fair value hedges</b>			
Derivatives in fair value hedge (interest rate risk)	2,328	October 2017 – May 2023	0.93-2.12%

With respect to hedges of the cash flow risk from a change in forward foreign exchange rates using cross currency interest rate swaps, the retranslation of the related bond principal to closing foreign exchange rates and recognition of interest on the related bonds will affect the income statement in each year until the related bonds mature in 2023, 2036 and 2043. Foreign exchange retranslation and the interest on the hedged bonds in the income statement are expected to offset those on the cross currency swaps in each of the years.

In respect of cash flow hedging instruments, a loss of £58 million (2017 - £50 million loss) has been recognised in other comprehensive income due to changes in fair value. A loss of £6 million in the Income statement has been transferred out of comprehensive income to other finance income/charges (2017 - a gain of £42 million).

The loss on fair value hedging instruments for the year was £3 million (2017 - £25 million loss) and the gain on the hedged items attributable to the hedged risks was £3 million (2017 - £29 million gain).

## NOTES TO THE FINANCIAL STATEMENTS (continued)

### 9. FINANCIAL INSTRUMENTS AND RISK MANAGEMENT (continued)

#### (h) Reconciliation of financial instruments

The table below sets out the company's accounting classification of each class of financial assets and liabilities.

2018	Fair value through income statement £ million	Fair value through other comprehensive income £ million	Assets and liabilities at amortised cost £ million	Total £ million	Current £ million	Non-current £ million
Trade and other receivables	-	-	6,615	6,615	34	6,581
Intra-group derivatives in cash flow hedge	160	-	-	160	-	160
Intra-group derivatives in fair value hedge	7	-	-	7	-	7
Intra-group derivatives not designated in a hedge relationship	27	-	-	27	1	26
<b>Total financial assets</b>	<b>194</b>	<b>-</b>	<b>6,615</b>	<b>6,809</b>	<b>35</b>	<b>6,774</b>
Borrowings	-	-	(3,969)	(3,969)	(112)	(3,857)
Trade and other payables	-	-	(2,746)	(2,746)	(2,746)	-
Intra-group derivatives in cash flow hedge	(48)	-	-	(48)	-	(48)
Intra-group derivatives in fair value hedge	(11)	-	-	(11)	-	(11)
Intra-group derivatives not designated in a hedge relationship	(25)	-	-	(25)	(1)	(24)
<b>Total financial liabilities</b>	<b>(84)</b>	<b>-</b>	<b>(6,715)</b>	<b>(6,799)</b>	<b>(2,859)</b>	<b>(3,940)</b>
<b>Total net financial assets/(liabilities)</b>	<b>110</b>	<b>-</b>	<b>(100)</b>	<b>10</b>	<b>(2,824)</b>	<b>2,834</b>

## NOTES TO THE FINANCIAL STATEMENTS (continued)

### 9. FINANCIAL INSTRUMENTS AND RISK MANAGEMENT (continued)

#### (h) Reconciliation of financial instruments (continued)

2017	Fair value through income statement £ million	Fair value through other comprehensive income £ million	Assets and liabilities at amortised cost £ million	Total £ million	Current £ million	Non-current £ million
Trade and other receivables	-	-	6,823	6,823	7	6,816
Intra-group derivatives in cash flow hedge	217	-	-	217	-	217
Intra-group derivatives not designated in a hedge relationship	70	-	-	70	14	56
<b>Total financial assets</b>	<b>287</b>	<b>-</b>	<b>6,823</b>	<b>7,110</b>	<b>21</b>	<b>7,089</b>
Borrowings	-	-	(4,004)	(4,004)	(1,624)	(2,380)
Trade and other payables	-	-	(2,959)	(2,959)	(2,959)	-
Intra-group derivatives in cash flow hedge	(24)	-	-	(24)	-	(24)
Intra-group derivatives in fair value hedge	(2)	-	-	(2)	(1)	(1)
Intra-group derivatives not designated in a hedge relationship	(65)	-	-	(65)	(12)	(53)
<b>Total financial liabilities</b>	<b>(91)</b>	<b>-</b>	<b>(6,963)</b>	<b>(7,054)</b>	<b>(4,596)</b>	<b>(2,458)</b>
<b>Total net financial assets/(liabilities)</b>	<b>196</b>	<b>-</b>	<b>(140)</b>	<b>56</b>	<b>(4,575)</b>	<b>4,631</b>

At 30 June 2018 and 30 June 2017, the carrying values of cash and cash equivalents, other financial assets and liabilities approximate to fair values. At 30 June 2018 the fair value of borrowings, based on unadjusted quoted market data, was £4,092 million (2017 - £4,252 million).



**(i) Capital management**

The group's management is committed to enhancing shareholder value in the long term, both by investing in the businesses and brands so as to deliver continued improvement in the return from those investments and by managing the capital structure. Diageo manages its capital structure to achieve capital efficiency, provide flexibility to invest through the economic cycle and give efficient access to debt markets at attractive cost levels.

**10. TRADE AND OTHER CREDITORS**

	30 June 2018 £'million	30 June 2017 £'million
Amounts owed to fellow group undertakings	2,715	2,921
Interest payable	31	38
	<hr/>	<hr/>
	2,746	2,959
	<hr/>	<hr/>

Amounts owed to fellow group undertakings include accrued and capitalised interest on the underlying balances at 30 June 2018 and at 30 June 2017. These balances are repayable on demand and bear interest at fixed and variable rates from 0.25% to 3.8675% for the year ended 30 June 2018 (2017 - from 0.25% to 3.8675%).

Amounts owed to fellow group undertakings represent transactions with companies in the group with which the company has a long term financing relationship. These financing relationships are expected to continue for the foreseeable future. Amounts owed to group undertakings are considered to have a fair value which is not materially different to the book value.

**11. SHARE CAPITAL AND RESERVES**

**(a) Share capital**

	30 June 2018 £	30 June 2017 £
<i>Allotted, called up and fully paid:</i>		
200,000 (2017 - 200,000) ordinary shares of £1 each	200,000	200,000
	<hr/>	<hr/>

**(b) Hedging reserve**

	Hedging reserve £'million
At 30 June 2016	55
Effective portion of changes in fair value of cash flow hedges	
- gains taken to other comprehensive income	(8)
- recycled to income statement	(42)
	<hr/>
At 30 June 2017	5
Effective portion of changes in fair value of cash flow hedges	
- losses taken to other comprehensive income	(64)
- recycled to income statement	6
	<hr/>
At 30 June 2018	(53)
	<hr/>

## **NOTES TO THE FINANCIAL STATEMENTS (continued)**

### **12. IMMEDIATE AND ULTIMATE PARENT UNDERTAKING**

The immediate and ultimate parent undertaking of the company is Diageo plc which is the ultimate controlling party of the group. Diageo plc is incorporated and registered in England. The consolidated financial statements of Diageo plc can be obtained from the registered office at Diageo, Lakeside Drive, Park Royal, London NW10 7HQ.