


OC 360875

**Plymouth Pathology Services LLP**  
**Financial Statements**  
**For The Year Ended 31st March 2021**

McAdam & Co Ltd  
36 Highglen Drive  
Plymouth  
PL7 5LA




**Plymouth Pathology Services LLP**  
**Financial Statements**  
**Details**

Partnership number	OC 360875		
Actual trading period	Start	01-Apr-20	365 Days
	Finish	31-Mar-21	
Address	36 Highglen Drive Plymouth PL7 5LA		
Activities	Private Pathology		
Accountant	McAdam & Co Ltd 36 Highglen Drive Plymouth PL7 5LA		
Partners for the Current Year	Orion Digital Ltd [Dr Oriolowo] Satara Diagnostics Ltd [Dr Harmse] Sorcha Diagnostics Ltd [Dr McCormick] Dr J Denson Dr K Syred Dr R Hadden Ovniss Limited [Dr Suortamo] Dr Sofia Kouneli Dr Rasika Singh		

**Plymouth Pathology Services LLP**  
**Financial Statements**  
**Accountants Report**

I have prepared without audit the attached Balance Sheet and Profit and Loss Account from the accounting records of and in reliance upon the information supplied by you & from the information and explanations supplied to us from the proprietors. We make no representations upon and about the reliability of the underlying information you have supplied us and specifically caution against conclusions drawn from our work because our work will be inaccurate if the underlying figures are incorrect. We accept no liability to any third party under any circumstances.



D A McAdam Esq  
McAdam & Co Ltd

FFA/FIPA FFTA

Date: 02-Jun-21

# **Plymouth Pathology Services LLP**

## **Financial Statements**

### **Balance sheet as at**

**31-Mar-21**

	NB's	31-Mar-21		31-Mar-20	
		£	£	£	£
<b>Non Tangible Fixed Assets</b>		0		0	
<b>Fixed Assets</b>	1	0		0	
		<u>0</u>		<u>0</u>	
<b>Current Assets</b>					
Debtors and prepayments	3	9,997		20,283	
Bank Deposit		0		0	
Bank current A/c		19,478		32,959	
Cash on hand		0		0	
		<u>29,476</u>		<u>53,242</u>	
<b>Total Assets</b>			29,476		53,242
<b>Current Liabilities</b>					
Bank Overdraft		0		0	
Creditors and Accruals	4	29,476		53,242	
Long Term Loan		0		0	
		<u>29,476</u>		<u>53,242</u>	
			<u>0</u>		<u>0</u>
<b>Financed by</b>					
<u>Net Worth b / fwd</u>		0		0	
Net Profit for the period		35,866		85,336	
Capital Introduced		0		0	
Less private withdrawals		35,866		85,336	
<b><u>Net Worth c / fwd</u></b>		<u>0</u>		<u>0</u>	

**The financial statements were approved by the director on**


**Date:** June 2, 2021

For the year ending 31-Mar-21 the company was entitled to exemption from an audit under section 477 of the companies Act 2006 (as applied by The Limited Liability Partnerships (Accounts & Audit)(Applications of Companies Act 2006) Regulations 2008) relating to small LLPs.

The members acknowledge their responsibilities for complying with the requirements of the Act with respect to accounting records and the preparation of account. These accounts have been prepared in accordance with the provisions applicable to LLPs subject to the small LLPs regime. These accounts have been delivered in accordance with the provisions applicable to LLPs subject to the small LLPs regime.

**Orion Digital Ltd [Dr Oriolowo]**  
**Designated Member**

Signed: \_\_\_\_\_



**Plymouth Pathology Services LLP****Financial Statements****Notes to the Accounts****For The Year Ended 31st March 2021****1 Schedule of fixed Assets**

		FYA £	Equipment £	Vehicles £	other 1 £	other 2 £	Total £
<b>Cost</b>							
Value @	01-Apr-20	-	-	-	-	-	0
Purchases		-	-	-	-	-	0
Disposals		-	-	-	-	-	0
Value @	31-Mar-21	0	0	0	0	0	0
<b>Depreciation</b>							
		£	£	£	£	£	£
B/fwd		-	-	-	-	-	0
Charge for the year		-	-	-	-	-	0
Loss / (Profit)		-	-	-	-	-	0
Total		0	0	0	0	0	0
<b>N.B.V.</b>	31-Mar-20	0	0	0	0	0	0
<b>N.B.V.</b>	31-Mar-21	0	0	0	0	0	0

**2 Accounting Policies**

- A** Depreciation  
Depreciation of fixed assets is calculated by the reducing balance method at the following rate to write off those asset over their useful lives.

**3 Debtors and Prepayments**

Debtors	9,997
Accrued Income	0
Overpaid Expenses	0
	<u>9,997</u>

**4 Creditors and Accruals**

Accruals	972
Admin Creditor	438
Overpaid Income	0
Doctors' Drawings	28,066
	<u>29,476</u>

**Plymouth Pathology Services LLP****Financial Statements****Profit and Loss Account****For The Year Ended 31st March 2021**

	N.B.'s	31-Mar-21	31-Mar-20
		£	£
<b>Turnover</b>		<b>43,767</b>	<b>98,596</b>
Direct costs			
Histology Staff		5,125	4,866
Secretarial Services		1,157	4,184
Doctors' Non Partners		0	0
		<u>6,282</u>	<u>9,050</u>
<b>Gross Profit</b>		<b>37,485</b>	<b>89,546</b>
Other Income		0	0
<b>Expenses</b>			
Staff Expenses		80	1,600
Premises costs		0	0
Maintenance & repairs		0	0
General Admin'		438	986
Accountancy		990	1,236
Companies House		13	13
Bad Debts		0	0
Bank Charges		99	104
Miscellaneous		0	271
Depreciation		0	0
Asset Disposal		0	0
Total expenses		<u>1,620</u>	<u>4,210</u>
<b><u>Net Profit</u></b>		<b><u>35,866</u></b>	<b><u>85,336</u></b>