


CFS Formations LLP

Unaudited Financial Statements for the Year Ending 31 March 2017



prepared by



hammond & co

trusted affordable accounting

**CFS FORMATIONS LLP
UNAUDITED ACCOUNTS
CONTENTS**

	Page
Business information	3
Approval of the accounts	4
Profit and loss account	5
Balance sheet	6
Notes to the accounts	7

**CFS FORMATIONS LLP
BUSINESS INFORMATION**

Partnership CFS FORMATIONS LLP
10 PINFOLD CLOSE
TICKHILL
DONCASTER
DN11 9NP


Trading address 10 PINFOLD CLOSE
TICKHILL
DONCASTER
DN11 9NP

Accountants Hammond & Co
272a Newbold Road
Chesterfield
Derbyshire
S41 7AJ


**CFS FORMATIONS LLP
APPROVAL OF THE ACCOUNTS
FOR THE YEAR ENDED 31 MARCH 2017**

We approve these accounts, comprising the Profit and Loss account, the Balance Sheet and the related notes. We confirm that we have made available all relevant records and information.


CFS International Formations Limited



Mr Bryan Anthony Thornton



Mrs Nuala Thornton



**CFS FORMATIONS LLP
PROFIT AND LOSS ACCOUNT
FOR THE YEAR ENDED 31 MARCH 2017**

	2017 £	2016 £
Turnover	471,464	460,368
Cost of sales	-	(186,001)
Other direct costs	(187,342)	(4,780)
Gross profit	<u>284,122</u>	<u>269,587</u>
Other income/profits	117	-
Expenses		
Employee costs	70,156	72,524
Premises costs	10,320	10,308
Repairs	684	375
General administrative expenses	43,764	33,371
Motor expenses	3,916	3,431
Travel and subsistence	372	21
Advertising, promotion and entertainment	2,013	173
Legal and professional costs	6,520	2,285
Other finance charges	505	244
Depreciation and loss/profit on sale	11,929	13,067
Other expenses including partnership charges	8,298	1,918
	<u>158,477</u>	<u>137,717</u>
Profit	<u><u>125,762</u></u>	<u><u>131,870</u></u>
Allocation of profits	£	
CFS International Formations Limited	125,762	100%
Mr Bryan Anthony Thornton	-	%
Mrs Nuala Thornton	-	%
	<u><u>125,762</u></u>	<u><u>100%</u></u>

CFS Formations LLP

Balance Sheet as at 31 March 2017

		31/03/2017	31/03/2016
	Notes	£	£
FIXED ASSETS			
Tangible assets	2	22,477	12,104
CURRENT ASSETS			
Debtors		10,272	9,030
Cash in hand and at bank		15,326	6,833
		<u>25,598</u>	<u>15,863</u>
CURRENT LIABILITIES			
Trade creditors/accruals		16,485	14,675
Loans and overdrawn bank accounts		4,687	
Other liabilities		(1,916)	13,370
		<u>(19,256)</u>	<u>(28,045)</u>
NET CURRENT ASSETS/(LIABILITIES)		6,342	(12,182)
Net Assets/(Liabilities)		<u>28,819</u>	<u>(78)</u>
REPRESENTED BY:			
Loans and other debts due to members		30,631	
Member's other interests			
Amounts due from members		1,812	78
	3	<u>28,819</u>	<u>(78)</u>

For the year ending 31 March 2017, the LLP was entitled to exemption from audit under section 477 of the Companies Act 2006 (as applied by The Limited Liability Partnerships (Accounts and Audit) (Application of Companies Act 2006) Regulations 2008) relating to small LLPs.

The members acknowledge their responsibilities for complying with the requirements of the Act with respect to accounting records and the preparation of accounts.

The accounts have been prepared in accordance with the provisions applicable to LLPs subject to the small LLPs regime and with the special provisions in Part 15 of the Companies Act 2006 relating to small companies and with FRS102 (Section 1A).

The financial statements were approved by the members on 31 AUG 17
and were signed by:



B A Thornton - Designated Member

CFS FORMATIONS LLP
NOTES TO THE ACCOUNTS
FOR THE YEAR ENDED 31 MARCH 2017

1 Accounting policies

Accounting basis

The accounts have been prepared under the historical cost convention and in accordance with UK Generally Accepted Accounting Practice.

Turnover

Turnover represents the value, net of VAT and discounts, of goods provided to customers and work carried out in respect of services provided to customers.

Tangible fixed assets policy

Depreciation has been provided at the following rates in order to write off the assets over their estimated useful lives:

Plant & machinery	25% Straight line
Motor vehicles	25% Straight line
Computer equipment	33% Straight line

2 Plant, machinery and motor vehicles

	Plant & machinery £	Motor vehicles £	Fixtures & fittings £	Total £
Cost				
At 1 April 2016	22,702	23,444	1,209	47,355
Additions	1,385	20,917	-	22,302
At 31 March 2017	24,087	44,361	1,209	69,657
Depreciation				
At 1 April 2016	22,320	11,722	1,209	35,251
Charge for the year	839	11,090	-	11,929
At 31 March 2017	23,159	22,812	1,209	47,180
Net book value				
At 31 March 2017	928	21,549	-	22,477
At 31 March 2016	382	11,722	-	12,104

3 Capital accounts

	At 01/04/2016 £	Profit £	Capital introduced £	Drawings £	At 31/03/2017 £
CFS International Formations Limited	869	125,762	-	(96,000)	30,631
Mr Bryan Anthony Thornton	(473)	-	-	(433)	(906)
Mrs Nuala Thornton	(474)	-	-	(432)	(906)
	(78)	125,762	-	(96,865)	28,819