

Registered number OC334333

Langholm Capital 2008 LLP

**Report and financial statements
For the year ended 30 June 2013**

TUESDAY



L2HKN98X

LD5

24/09/2013

#83

COMPANIES HOUSE

CONTENTS

	Page
Designated members and advisers	3
Members' report	4
Statement of members' responsibilities in respect of the financial statements	6
Independent auditor's report	7
Consolidated profit and loss account	9
Consolidated statement of total recognised gains and losses	10
Consolidated balance sheet	11
Reconciliation of members' interests – group	12
Balance sheet - LLP	13
Reconciliation of members' interests – LLP	14
Consolidated cash flow statement	15
Notes to the consolidated cash flow statement	16
Notes to the financial statements	17

DESIGNATED MEMBERS AND ADVISERS

Designated members

J C Løienzen
P D Richings
A E B Wiegman

Members

A C Sills
O Q J Wyncoll

Registered office

1st Floor Charles House
5-11 Regent Street
London
SW1Y 4LR

Banker

Coutts & Co
440 Strand
London
WC2R 0QS

Auditor

KPMG Audit Plc
8 Salisbury Square
London
EC4Y 8BB

Solicitor

Macfarlanes
20 Cursitor Street
London
EC4A 1LT

Registered number

OC334333

MEMBERS' REPORT

The members present their report and the financial statements for the year ended 30 June 2013 for Langholm Capital 2008 LLP ('the LLP')

Activities

The principal activity of the LLP during the year was the management of Langholm Capital II LP, a private equity fund ("the Fund") The principal activities of the LLP's subsidiaries were respectively to act as General Partner to the Fund and its associated partnership The members anticipate that these will continue to be the principal activities for the foreseeable future

Review of business

During the year, the LLP has continued to seek investment opportunities for the Fund, whilst developing the performance of existing investments The Fund was 44% invested at the year end

Principal subsidiaries

The LLP's principal subsidiaries are shown in Note 9 to the accounts

Results for the year and allocation to members

The profit for the year to be attributed to members was £302,501 (2012 £590,052)

Designated Members

The following were Designated Members during the year

J C Lorenzen
P D Richings
A E B Wiegman

The other members during the year were A C Sills and O Q J Wyncoll

No capital contributions were subscribed to by the LLP by its members or repaid to them during the year (2012 nil)

MEMBERS' REPORT (continued)

Policy with respect to members' drawings and subscription and repayment of amounts subscribed or otherwise contributed by members

Certain of the members are permitted to make drawings ("guaranteed drawings") in anticipation of future profits that will be allocated to them. The Limited Liability Partnership Agreement (the "LLPA") determines the amount of such drawings.

Profits (up to the aggregate of members' guaranteed drawings) are allocated and paid to the members entitled to guaranteed drawings pro rata to those drawings.

There follows a discretionary allocation of profit to the members.

The nature of any remaining profits determines whether they are allocated between members pro rata to their Income Profit or Capital Profit Sharing Percentages.

Losses for any financial year are allocated between the members at the discretion of the Management Committee, but with the presumption they will be allocated between members pro rata to their Income Profit or Capital Profit Sharing Percentages, as appropriate.

In preparing the annual accounts, the LLP shall reserve out of profits before distribution, such amounts as the Management Committee shall determine in order to provide further working capital for the business. These amounts may subsequently be distributed as the LLP's working capital needs change.

Auditor

A resolution to reappoint KPMG Audit Plc as auditor will be proposed at the next members' meeting.

Approved by the members
And signed on their behalf



A E B Wiegman
Designated member
23 September 2013

STATEMENT OF MEMBERS' RESPONSIBILITIES IN RESPECT OF THE MEMBERS' REPORT AND THE FINANCIAL STATEMENTS

The members are responsible for preparing the Members' Report and the group and LLP financial statements in accordance with applicable law and regulations

The Limited Liability Partnerships (Accounts and Audit) (Application of Companies Act 2006) Regulations 2008 require the members to prepare group and LLP financial statements for each financial year. Under that law the members have elected to prepare both the group and LLP financial statements in accordance with UK Accounting Standards and applicable law (UK Generally Accepted Accounting Practice)

Under Regulation 8 of the Limited Liability Partnerships (Accounts and Audit) (Application of Companies Act 2006) Regulations 2008 the members must not approve the financial statements unless they are satisfied that they give a true and fair view of the state of affairs of the group and the LLP and of the profit or loss of the group for that period. In preparing each of the group and LLP financial statements, the members are required to

- select suitable accounting policies and then apply them consistently,
- make judgements and estimates that are reasonable and prudent,
- state whether applicable UK Accounting Standards have been followed, subject to any material departures disclosed and explained in the financial statements,
- prepare the financial statements on the going concern basis unless it is inappropriate to presume that the group and the LLP will continue in business

Under Regulation 6 of the Limited Liability Partnerships (Accounts and Audit) (Application of Companies Act 2006) Regulations 2008, the members are responsible for keeping adequate accounting records that are sufficient to show and explain the LLP's transactions and disclose with reasonable accuracy at any time the financial position of the LLP and enable them to ensure that its financial statements comply with those regulations. They have general responsibility for taking such steps as are reasonably open to them to safeguard the assets of the group and to prevent and detect fraud and other irregularities

INDEPENDENT AUDITOR'S REPORT TO THE MEMBERS OF LANGHOLM CAPITAL 2008 LLP

We have audited the group and LLP financial statements ("the financial statements") of Langholm Capital 2008 LLP for the year ended 30 June 2013 set out on pages 9 to 28. The financial reporting framework that has been applied in their preparation is applicable law and UK Accounting Standards (UK Generally Accepted Accounting Practice).

This report is made solely to the members of the limited liability partnership (LLP), as a body, in accordance with Chapter 3 of Part 16 of the Companies Act 2006, as required by Regulation 39 of the Limited Liability Partnerships (Accounts and Audit) (Application of Companies Act 2006) Regulations 2008. Our audit work has been undertaken so that we might state to the LLP's members those matters we are required to state to them in an auditor's report and for no other purpose. To the fullest extent permitted by law, we do not accept or assume responsibility to anyone other than the LLP and the LLP's members, as a body, for our audit work, for this report, or for the opinions we have formed.

Respective responsibilities of members and auditor

As explained more fully in the Members' Responsibilities Statement set out on page 6, the members are responsible for the preparation of the financial statements and for being satisfied that they give a true and fair view. Our responsibility is to audit, and express an opinion on, the financial statements in accordance with applicable law and International Standards on Auditing (UK and Ireland). Those standards require us to comply with the Auditing Practices Board's (APB's) Ethical Standards for Auditors.

Scope of the audit of the financial statements

A description of the scope of an audit of financial statements is provided on the Financial Reporting Council's website at www.frc.org.uk/auditscopeukprivate.

Opinion on financial statements

In our opinion the financial statements

- give a true and fair view of the state of affairs of the group and of the LLP as at 30 June 2013 and of the profit of the group for the year then ended,
- have been properly prepared in accordance with UK Generally Accepted Accounting Practice, and
- have been prepared in accordance with the requirements of the Companies Act 2006 as applied to limited liability partnerships by the Limited Liability Partnerships (Accounts and Audit) (Application of Companies Act 2006) Regulations 2008.

Matters on which we are required to report by exception

We have nothing to report in respect of the following matters where the Companies Act 2006 as applied to limited liability partnerships requires us to report to you if, in our opinion

- adequate accounting records have not been kept by the LLP, or returns adequate for our audit have not been received from branches not visited by us, or
- the LLP's individual financial statements are not in agreement with the accounting records and returns, or
- we have not received all the information and explanations we require for our audit



Iain Bannatyne
for and on behalf of KPMG Audit Plc,
Statutory Auditor
Chartered Accountants
8 Salisbury Square
London
EC4Y 8BB

23 September 2013

**CONSOLIDATED PROFIT AND LOSS ACCOUNT FOR THE YEAR ENDED
30 JUNE 2013**

	Notes	Year ended 30 June 2013 £	Year ended 30 June 2012 £
Turnover	3	2,776,696	2,981,142
Other Operating Income		13,991	23,144
		<u>2,790,687</u>	<u>3,004,286</u>
Staff costs		(254,990)	(303,257)
Depreciation		(90,340)	(119,955)
Other operating expenses		(1,112,061)	(963,704)
Operating profit		<u>1,333,296</u>	<u>1,617,370</u>
Interest receivable and similar income		1,034	19,325
Profit on ordinary activities before taxation		<u>1,334,330</u>	<u>1,636,695</u>
Taxation	5	(854)	(696)
Profit for the financial year before members' remuneration and profit shares		1,333,476	1,635,999
Members' remuneration charged as an expense		(1,030,975)	(1,045,947)
Profit for the financial year available for discretionary division among members		<u><u>302,501</u></u>	<u><u>590,052</u></u>

All of the above results derive from continuing operations

The notes on pages 17 to 28 are an integral part of these accounts

**CONSOLIDATED STATEMENT OF TOTAL RECOGNISED GAINS AND
LOSSES FOR THE YEAR ENDED 30 JUNE 2013**

	Year ended 30 June 2013 £	Year ended 30 June 2012 £
Profit for the financial year available for division among members	302,501	590,052
Currency translation differences on foreign net investment and other differences	71,345	(4,881)
Total recognised gains for the year	<u>373,846</u>	<u>585,171</u>


The notes on pages 17 to 28 are an integral part of these accounts

CONSOLIDATED BALANCE SHEET AS AT 30 JUNE 2013

	Notes	At 30 June 2013 £	At 30 June 2012 £
Fixed assets			
Intangible fixed assets	7	29,840	98,294
Tangible fixed assets	8	243,381	332,959
Investments	9	208	196
		273,429	431,449
Current assets			
Debtors amounts falling due in less than one year	10	203,268	332,742
Cash at bank and in hand		733,324	1,039,939
		936,592	1,372,681
Current liabilities			
Creditors amounts falling due in less than one year	11	(141,613)	(177,529)
Net current assets		794,979	1,195,152
Total assets less current liabilities		1,068,408	1,626,601
Creditors amounts falling due in more than one year	11	-	(46,414)
Provisions for liabilities and charges	12	(40,318)	(31,013)
Net assets attributable to members		1,028,090	1,549,174
Represented by:			
Members' other interests			
Members' capital classified as equity under FRS 25	13	150,000	150,000
Other members' interests		878,090	1,399,174
		1,028,090	1,549,174

The notes on pages 17 to 28 are an integral part of these accounts

The accounts were approved by the members of the LLP on 23 September 2013 and were signed on its behalf by



A E B Wiegman

Designated Member

RECONCILIATION OF MEMBERS' INTERESTS – GROUP

	Members' other interests		Loans and other debts due to members	
	Equity per FRS 25 £	Other reserves £	Members' capital and other amounts £	Total £
Balance at 1 July 2012	150,000	286,527	1,112,647	1,549,174
Reclassification	-	-	-	-
Members' remuneration charged as an expenses	-	-	1,030,975	1,030,975
Profit for the financial year available for discretionary division among members	-	302,501	-	302,501
Members' interests after profit for the year	150,000	589,028	2,143,622	2,882,650
Allocated during the year	-	-	-	-
Drawings	-	-	(1,925,905)	(1,925,905)
Other movements	-	71,345	-	71,345
Balance at 30 June 2013	150,000	660,373	217,717	1,028,090


The notes on pages 17 to 28 are an integral part of these accounts

BALANCE SHEET AS AT 30 JUNE 2013 – LLP

	Notes	At 30 June 2013 £	At 30 June 2012 £
Fixed assets			
Intangible fixed assets	7	29,840	98,294
Tangible fixed assets	8	243,381	332,959
Investments		2	2
		273,223	431,255
Current assets			
Debtors amounts falling due in less than one year	10	203,267	333,883
Cash at bank and in hand		421,822	750,698
		625,089	1,084,581
Current liabilities			
Creditors amounts falling due in less than one year	11	(141,409)	(178,479)
Net current assets		483,680	906,102
Total assets less current liabilities		756,903	1,337,357
Creditors amounts falling due in more than one year	11	-	(46,414)
Provisions for liabilities and charges	12	(36,578)	(28,296)
Net assets attributable to members		720,325	1,262,647
Represented by:			
Members' other interests			
Members' capital classified as equity under FRS 25	13	150,000	150,000
Other members' interests		570,325	1,112,647
		720,325	1,262,647

The notes on pages 17 to 28 are an integral part of these accounts

The accounts were approved by the members of the LLP on 23 September 2013 and were signed on its behalf by



A E B Wiegman

Designated Member

RECONCILIATION OF MEMBERS' INTERESTS – LLP

	Members' other interests		Loans and other debts due to members	
	Equity per FRS 25 £	Other £	Members' capital and other amounts £	Total £
Balance at 1 July 2012	150,000	-	1,112,647	1,262,647
Reclassification	-	-	-	-
Members' remuneration charged as an expense	-	-	1,030,975	1,030,975
Profit for the financial year available for discretionary division among members	-	352,608	-	352,608
Members' interests after profit for the year	150,000	352,608	2,143,622	2,646,230
Allocated during the year	-	-	-	-
Drawings	-	-	(1,925,905)	(1,925,905)
Balance at 30 June 2013	150,000	352,608	217,717	720,325

The notes on pages 17 to 28 are an integral part of these accounts

**CONSOLIDATED CASH FLOW STATEMENT FOR THE YEAR ENDED
30 JUNE 2013**

	Notes	Year ended 30 June 2013 £	Year ended 30 June 2012 £
Net cash inflow from operating activities	<i>a</i>	<u>1,475,736</u>	<u>1,615,708</u>
Returns on investments and servicing of finance			
Interest received		<u>1,034</u>	<u>19,325</u>
Net cash inflow from returns on investments and servicing of finance		1,034	19,325
Capital expenditure and financial investment			
Payments to acquire tangible fixed assets		<u>(761)</u>	<u>(9,294)</u>
Net cash outflow from capital expenditure and financial investment		(761)	(9,294)
Transactions with members			
Payments to members		<u>(1,925,905)</u>	<u>(2,135,141)</u>
Net cash outflow from transactions with members		(1,925,905)	(2,135,141)
Cash outflow before management of financing		<u>(449,896)</u>	<u>(509,402)</u>
Amounts (paid to) / received from Langholm Capital Fund II		(7,664)	169,427
Amounts received from / (paid on behalf of) from Langholm Capital LLP and the Langholm Capital Fund I		150,945	(148,928)
Loans and other debts due from members		<u>-</u>	<u>(22,276)</u>
Net cash inflow / (outflow) from financing		143,281	(1,777)
Decrease in cash in the year	<i>b/c</i>	<u>(306,615)</u>	<u>(511,179)</u>

The notes on pages 17 to 28 are an integral part of these accounts

NOTES TO THE CONSOLIDATED CASH FLOW STATEMENT

	Year ended 30 June 2013 £	Year ended 30 June 2012 £	
a. Reconciliation of operating profit to net cash inflow from operating activities			
Operating profit	1,333,296	1,617,370	
Depreciation	90,340	119 955	
Loss on disposal of fixed asset	-	1,489	
Decrease / (increase) in intangible asset	68,454	(98,294)	
(Increase) / decrease in debtors	(13,806)	68,540	
Decrease in creditors	(73,879)	(88,492)	
Other differences on consolidation	71,330	(4,860)	
Net cash inflow from operating activities	<u>1,475,736</u>	<u>1,615,708</u>	
b. Reconciliation of net cash flow to movement in net funds			
Decrease in cash in the year	<u>(306,615)</u>	<u>(511,179)</u>	
Change in net funds resulting from cash flows	<u>(306,615)</u>	<u>(511,179)</u>	
Opening net funds	1,039,939	1,551,118	
Movement in net funds in the year	<u>(306,615)</u>	<u>(511,179)</u>	
Closing net funds	<u>733,324</u>	<u>1,039,939</u>	
c. Analysis of net funds	As at 30 June 2012 £	Cash Flow £	As at 30 June 2013 £
Cash in hand, at bank	1,039,939	(306,615)	733,324

The notes on pages 17 to 28 are an integral part of these accounts

NOTES TO THE ACCOUNTS FOR THE YEAR ENDED 30 JUNE 2013

1. Accounting policies

The financial statements have been prepared in accordance with applicable accounting standards and the requirements of the Statement of Recommended Practice *Accounting by Limited Liability Partnerships* issued by the Consultative Committee of Accountancy Bodies, as revised March 2006. The principal accounting policies are described below.

Basis of accounting

The financial statements have been prepared under the historical cost convention.

Basis of consolidation

The group financial statements consolidate the financial statements of Langholm Capital 2008 LLP and its subsidiaries. Intra group transactions and profits are eliminated on consolidation. No profit and loss account is presented for the LLP as is permitted by section 408 of the Companies Act 2006.

A subsidiary of the group manages as General Partner, a private equity limited partnership. Investments held through the limited partnership are made with the express intent of capital appreciation.

The LLP consolidates its attributable proportion of the assets and income of the private equity limited partnership which its subsidiary manages as General Partner and in which it has an interest. The partnership is a subsidiary undertaking and under the terms of the Companies Act 2006 should be consolidated in full. However, the members consider the accounts would not give a true and fair view if the assets and income as a whole were to be consolidated since the Group's interest in these assets is, except to the extent that they are proportionally consolidated, merely that of investment manager. The effect of this departure is to increase both profit before tax and the minority interest in the profit for the year by £8.7m (2012: £0.8m), to reduce investments by £41.5m (2012: £44.2m), to increase other net assets by £11k (2012: reduction of £15k), and to reduce the minority interest in the balance sheet by £41.5m (2012: £44.2m).

Fixed assets

Tangible fixed assets are stated at cost less accumulated depreciation. Depreciation is calculated to write-off the cost, less estimated residual value, of assets on a straight line basis over their expected useful lives at the following annual rates:

Leasehold improvements – over the life of the lease – 10%

Software and computer and communications equipment – 33.3%

Furniture and office equipment – 20%

Intangible fixed assets are amortised at rates calculated to write off the assets on a straight basis over their estimated useful economic lives. Impairment of intangible assets is reviewed where circumstances indicate that the carrying value of an asset may not be fully recoverable.

Fixed Asset Investments

Investments in subsidiaries are included at cost less provision for any impairment.

Members' remuneration

The LLP agreement provides that fixed amounts be paid to members, irrespective of the profits of the LLP. These amounts are included within 'Members' remuneration charged as an expense'.

A member's share in the profit or loss for the year is accounted for as an allocation of profits. Unallocated profits and losses are included within 'other reserves'.

Turnover

Turnover is derived from ordinary activities, and is stated net of VAT, and net of any rebates repayable to investors in Langholm Capital II LLP. Management fees and monitoring fees are accounted for on an accruals basis. Transaction fees may be earned and are then invoiced when a deal is completed.

Expenses

Expenses are accounted for on an accruals basis.

Pension costs

Contributions to defined contribution schemes on behalf of employees are charged to the profit and loss account as they become payable in accordance with the rules of the scheme.

Taxation

Income tax, being the individual liability of each member, is not provided for in the accounts of the LLP.

Corporation tax payable by companies within the group is accounted for on an accruals basis.

Deferred corporation tax is provided for in accordance with FRS 19. Deferred tax balances are recognised in respect of all timing differences that have originated but not reversed by the balance sheet date except that the recognition of deferred tax assets is limited to the extent that the group anticipates it will make sufficient taxable profits in the future to absorb the reversal of the underlying difference. Deferred tax balances are not discounted.

Leases

Rental costs under operating leases are charged to the profit and loss account on a straight-line basis over the lease term

Foreign currencies

Transactions in foreign currencies are recorded at the rate of exchange at the date of the transaction or, if hedged, at the forward contract rate. Monetary assets and liabilities denominated in foreign currencies at the balance sheet date are reported at the rates of exchange prevailing at that date or, if appropriate, at the forward contract rate.

Assets and liabilities of Group entities denominated in foreign currencies are translated at the rate of exchange prevailing at the balance sheet date. The trading results of Group entities are also translated at the rate of exchange prevailing at the balance sheet date. Any differences arising on the consolidation of the Group's results is dealt with as an adjustment to reserves.

Realised foreign exchange gains/losses on forward contracts are taken to the profit and loss account. Unrealised gains/losses are not taken to profit and loss account as the LLP has not adopted FRS26 and has sufficient projected cash flows to meet the contracted obligation.

2. Employee information

The average number of persons employed by the Group during the year was

	Year ended 30 June 2013	Year ended 30 June 2012
Investment professionals	2	1
Administration	5	5
	<u>7</u>	<u>6</u>
	<hr/>	<hr/>
	Year Ended 30 June 2013	Year Ended 30 June 2012
Staff costs for the above persons were	£	£
Wages and salaries	219,790	258,159
Social security costs	25,157	29,654
Pension costs	10,043	15,444
	<u>254,990</u>	<u>303,257</u>
	<hr/>	<hr/>

The LLP operates a defined contribution pension scheme on behalf of certain of its employees (at 30 June 2013: 2 employees, at 30 June 2012: 2 employees). No contributions were outstanding as at 30 June 2013 (2012: nil).

3. Turnover

The Group's consolidated turnover includes the following amounts

	Year ended 30 June 2013 £	Year ended 30 June 2012 £
Management fee due from group companies	2,776,696	2,704,178
Transaction fees	-	276,964
	<u>2,776,696</u>	<u>2,981,142</u>

4. Profit on ordinary activities before taxation

	Year ended 30 June 2013 £	Year ended 30 June 2012 £
Stated after charging		
Depreciation	90,340	119,955
Auditor's remuneration	44,640	42,840
Hire of office equipment - operating leases	16,032	16,562
Other - operating leases	455,992	483,534

'Other – operating leases' includes £446,934 paid by the LLP for the rent of its offices (2012 £446,934). The rental agreement is held by another entity and rental costs are recharged to the LLP.

An additional amount of £21,986 (2012 £19,800) was charged in the accounts of Langholm Capital II LP in respect of the Auditor's remuneration.

5. Tax on profit on ordinary activities

Taxation for the partnership, being the individual liability of each member, is not provided for in the accounts. Total tax payable by the Group for the year is £854 (year ended 30 June 2012 £696)

	Year ended 30 June 2013 £	Year ended 30 June 2012 £
Current tax		
UK corporation tax at 20%	-	-
Total current tax charge for the year	-	-
Deferred tax		
Origination and reversal of temporary differences in current year	854	783
Effect of decreased tax rate on opening balance	-	(87)
Tax on profit on ordinary activities	854	696

Factors affecting the tax charge for the current year

	Year Ended 30 June 2013 £	Year Ended 30 June 2012 £
<i>Current tax reconciliation</i>		
Profit on ordinary activities before tax	1,334,330	1,636,695
Current tax at 20%	266,866	327,339
Effect of		
Net income not subject to corporation tax (partnership income)	(266,866)	(327,339)
Total current tax charge (see above)	-	-

6. Profit of the LLP

As permitted by s 408 Companies Act 2006 (as modified for application to LLPs), the LLP is exempt from presenting its own profit and loss account. The profit of the LLP for the financial year before members' remuneration amounted to £1,383,583 (2012 £1,352,859)

7. Intangible fixed assets

	Cost or valuation £	Amortisation £	Net book value £
At 1 July 2012	172,325	74,031	98,294
Charge for the year	-	68,454	(68,454)
At 30 June 2013	172,325	142,485	29,840

The intangible assets consist of placement agency fees, amortised over a two year period

8. Tangible fixed assets

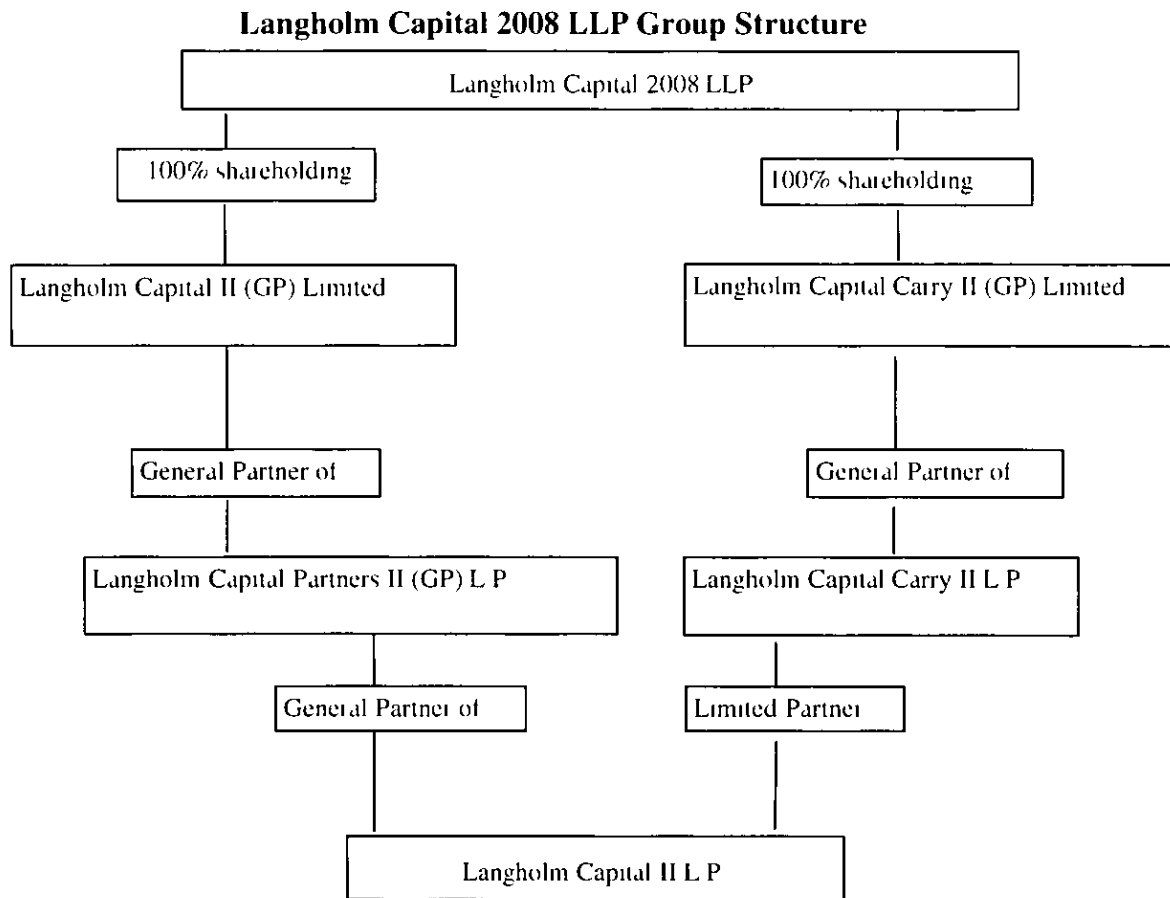
	Leasehold Improvements	Software and Computer and Communications Equipment	Furniture, and Office Equipment	Total
	£	£	£	£
Cost or valuation				
At 1st July 12	457,815	333,492	118,218	909,525
Additions	-	762	-	762
At 30 June 2013	457,815	334,254	118,218	910,287
Depreciation				
At 1st July 12	182,532	300,965	93,069	576,566
Charge for the year	45,781	20,935	23,624	90,340
At 30 June 2013	228,313	321,900	116,693	666,906
Net book value				
At 30 June 2013	229,502	12,354	1,525	243,381
At 30 June 2012	275,283	32,527	25,149	332,959

Computer software purchased under a finance lease is capitalised in Software and Computer and Communications Equipment. At 30 June 2013, the cost of this leased software was £104,398, accumulated depreciation was £102,875 and the net book value was £1,523 with £3,774 of depreciation being charged during the year.

9. Investments – Group

	Investment in subsidiary undertakings £
At 1 July 2012	196
Revaluation due to change in euro/ sterling exchange rate	12
At 30 June 2013	208

9. Investments – Group (continued)



The LLP has the following investments in subsidiary undertakings

	Country of registration	Portion of ordinary shares held
Langholm Capital II (GP) Ltd	Scotland	100%
Langholm Capital Carry II GP Ltd	Scotland	100%

9. Investments – Group (continued)

The nature of the business of Langholm Capital II (GP) Ltd, and Langholm Capital II Carry GP Ltd is to act as General Partner to limited partnerships

Langholm Capital II LP (‘LC II LP’) is a private equity fund. Langholm Capital Partners II (GP) LP, as General Partner of LC II LP, is entitled to receive a priority profit share from LC II LP

The General Partner has delegated management responsibility for LC II LP to the LLP, which receives a management fee from the General Partner in respect of this service

Langholm Capital Carry II LP is the Founder Partner of LC II LP, and holds as nominee its members’ rights to carried interests under the relevant provisions of the limited partnership agreement of the Fund

10. Debtors: amounts falling due in less than one year

	Group	LLP	Group	LLP
	At 30 June	At 30 June	At 30 June	At 30 June
	2013	2013	2012	2012
	£	£	£	£
Amounts owed by subsidiary undertaking	-	19,252	-	14,096
Other debtors	128,964	109,711	258,870	245,915
Prepayments and accrued income	74,304	74,304	73,872	73,872
	<u>203,268</u>	<u>203,267</u>	<u>332,742</u>	<u>333,883</u>

Other debtors include various expenses borne by the LLP on behalf of the Fund and on behalf of its investee companies, and subsequently recharged to them

11. Creditors: amounts falling due in less than one year

	Group	LLP	Group	LLP
	At 30 June	At 30 June	At 30 June	At 30 June
	2013	2013	2012	2012
	£	£	£	£
Trade creditors	40,869	40,869	82,498	82,498
Other creditors, including taxation and social security	16,088	15 884	18,835	19,785
Accruals and deferred income	84,656	84,656	76,196	76,196
	<u>141,613</u>	<u>141,409</u>	<u>177,529</u>	<u>178,479</u>

Creditors: amounts falling due in more than one year

	Group	LLP	Group	LLP
	At 30 June	At 30 June	At 30 June	At 30 June
	2013	2013	2012	2012
	£	£	£	£
Other creditors	<u>-</u>	<u>-</u>	<u>46,414</u>	<u>46,414</u>

The LLP's obligations under finance leases and hire purchase contracts were as follows

	Group	LLP	Group	LLP
	At 30 June	At 30 June	At 30 June	At 30 June
	2013	2013	2012	2012
	£	£	£	£
Within 1 year	12,000	12,000	13,680	13,680
In 2 to 5 years	-	-	12,000	12,000
	<u>12,000</u>	<u>12,000</u>	<u>25,680</u>	<u>25,680</u>

12. Provisions for liabilities and charges

	Group	LLP
	At 30 June	At 30 June
	2013	2013
	£	£
At 1 July 2012	31,013	28,296
Charged during the year	9,305	8,282
At 30 June 2013	<u>40,318</u>	<u>36,578</u>

The provision at 30 June 2013 relates to the expected liability for dilapidations on expiry of the lease of the property occupied by the LLP, and a deferred tax provision in the accounts of a subsidiary entity

13. Members' interests

Capital and loans contributed to the Partnership by members bear no interest
Loans and other debts due to members rank equally with debts due to ordinary creditors in a winding up

14. Operating lease commitments

At 30 June 2013 the LLP had annual commitments under operating leases as follows

	At 30 June	At 30 June
	2013	2012
	£	£
Obligations under operating leases		
Other assets		
Expiring in 2 to 5 years	<u>16,032</u>	<u>16,562</u>
	<u>16,032</u>	<u>16,562</u>

15. Related party disclosures

The Partnership has taken advantage of the exemption under Financial Reporting Standard 8 “Related Party Disclosures” not to disclose details of transactions with other Group entities that have been eliminated on consolidation

The management fees receivable by the Group are all due from investors as limited partners of the limited partnership comprising the underlying private equity fund

The Group controls Langholm Capital Carry II LP, which holds as nominee the rights to carried interests of the Members of the LLP under the limited partnership agreement. No gains were allocated during the year under the terms of the carried interest provisions within the limited partnership agreement

Under the terms of the partnership agreement for the Fund, the members of the LLP have an obligation to co-invest in each of the Fund’s investee companies an amount up to 1 per cent of the aggregate investment in that company. Co-investments totalling £2,309 (2012: £81,145) converted at year end exchange rates, were made through these arrangements during the year

The LLP has no controlling party

16. Financial Instruments

The LLP uses forward foreign exchange contracts to manage its exposure to exchange rate movements. The Designated Members regularly review the LLP’s exposures and forward cover. At the year end, the LLP had outstanding forward transactions to hedge foreign currency receipts as follows

	In currency 2013	Sterling equivalents 2013	In currency 2012	Sterling equivalents 2012
Quarterly foreign exchange forward contracts	€	£	€	£
Maturing within 1 year	3,000,000	2,615,983	3,000,000	2,633,196
Maturing in 2 to 5 years	3,000,000	2,600,555	6,000,000	5,216,539
	<u>6,000,000</u>	<u>5,216,539</u>	<u>9,000,000</u>	<u>7,849,735</u>