

Green Britain Group Limited

Annual Report and Consolidated Financial Statements

Registered number 12456925

For the year ended 30 April 2022

**Ecotricity (Smart Grid) Limited
(11574520) is listed as a subsidiary on
page 41 with the guarantee statement on
page 42**



Contents

Company information	1
Strategic report	2
Sustainability Report	7
Directors' report	9
Statement of Directors' responsibilities in respect of the Annual report and the Financial statements	12
Independent auditor's report to the members of Green Britain Group Limited	13
Consolidated Profit and Loss Account	16
Consolidated Statement of Other Comprehensive Income	17
Consolidated Balance Sheet	18
Company Balance Sheet	19
Consolidated Statement of Changes in Equity	20
Company Statement of Changes in Equity	21
Consolidated Cash Flow Statement	22
Consolidated Analysis of Net Debt	23
Notes	24

Company Information

Directors	Dale Vince
	Kate Vince
	Asif Rehmanwala (appointed 24 January 2023)
Registered office	Lion House Rowcroft Stroud Gloucestershire GL5 3BY
Auditor	PKF Francis Clark Chartered Accountants 90 Victoria Street Redcliffe Bristol BS1 6DP

Strategic Report

The Directors present their strategic report for the year ended 30 April 2022.

Principal activities

The principal activities of Green Britain Group Limited (the “Group”) are those of a head office. Green Britain Group Limited serves as a holding company for the Group.

Group activities

The Group’s mission is to promote sustainability in all walks of life, with the vision of making a Green Britain. The Group’s activities are principally in the sector of energy and it falls into two main categories:

- The supply of green energy to homes and businesses in Britain
- The generation of power through the Group’s wind and solar park portfolio and the development of projects

The unique business model we operate uses customers’ energy bills to fund the building of new sources of green energy, which we term ‘Bills to Mills’ – energy bills into windmills, gasmills or sunmills.

The Group also supports its mission through The Devil’s Kitchen, our vegan food production company, and Forest Green Rovers Football Club, the first certified vegan football club.

It also operates The Sky Mining Company which produces diamonds from carbon captured from the atmosphere.

The Group operates a ‘not for dividend’ model which enables the re-investment of profits back into the mission.

Business review

Trading Activity

Supply

Trading conditions in the energy supply sector have been challenging. Rising gas prices caused by an exceptionally warm summer in Asia in 2021 saw a number of competitors go into administration driven by their lack of wholesale purchasing hedging strategies. This has been followed in 2022 by a further rise in gas prices due to the war in Ukraine and economic sanctions with Russia causing uncertainty over gas supplies into Europe. Gas prices increased ten-fold from historic averages.

Despite this challenging backdrop, Ecotricity Limited (company number 03043412) delivered a pre-tax profit of £9.7 million (2021: £9.0 million (loss)) and after charges for support services from Group companies of £36.0m (2021: £9.8million). This has been driven by strong revenue growth, increasing by 40.2% to £336.0 million (2021: £239.7 million). The continued use of a strong hedging strategy has not only mitigated the risk of volatile power prices but has also enabled margins to be maintained. In addition, the Directors have also had a strong focus on cost control and efficiency which has also contributed to the supply business’ profitable outturn.

Through 2022 significant progress has been made improving the customer service offering. The Domestic customer portfolio has been migrated onto a new billing system and great strides have been made in preparing the Business customer base for the same. The Directors expect to have completed a full migration by the end of financial year 2023. Significant investment has also been made in implementing a new digital Customer Relationship Management software platform. This will go live in 2023 and significantly improve productivity and customer experience.

Generation

The Generation business currently consists of 23 wind assets (88.5 MW) (windmills) and one solar asset (1MW) (sunmill).

Strategic Report *(continued)*

Wind and solar generation was 142 GWh (2021: 167 GWh). Significant headway has been made in repairing technical faults and a backlog of repairs that had arisen as a result of the Covid-19 pandemic restricting access to teams on site. This was seen in overall turbine availability, with the year-end position standing at 96.83% (2021: 94.22%).

Development Projects

The Domestic Gas and Electricity (Tariff Cap) Act 2019 came into force in July 2018. This Act places a duty on Ofgem to introduce a default tariff cap for domestic consumers on Standard Variable Tariffs (SVTs) and default tariffs. Ofgem granted a temporary derogation in January 2019 and extended this to an enduring derogation in September 2019. The Group has committed that it will continue to develop and build new green energy generation projects as part of the derogation.

At the end of financial year 2022, the Group signed contracts for four projects. This is after a slow-down in developing and building projects caused by the Covid-19 pandemic.

Dalby (8.7MW) and Bulkworthy (7.9MW) solar projects in Leicestershire and Devon respectively contribute to our power derogation spend. Both of these sites are using our existing infrastructure at two of our windmill sites. These projects are due to complete in early 2023.

Hill Farm green gas mill (5.5MW) is our first vegan gas producing facility. It will produce biomethane via anaerobic digestion, using grass from the local area as the primary feedstock. The project is expected to generate 46 GWh of biomethane. It is due for completion in spring 2023 and will contribute to our gas derogation spend.

The Group is also proceeding with a 10MW battery storage project for our Alveston windmill site. This project is an exciting step for the Group to help drive the energy transition and is key to developing our 'Smart Grids' proposition. The battery is expected to be in service in 2023.

Sustainable subsidiaries

Building a sustainable future is not just about changing how energy is made and used, it also includes our lifestyle choices. We have had significant success in our other subsidiaries this year.

Forest Green Rovers were promoted from League Two, coming 1st in the league. During the year it also became the first team in the English Football League to transport its players to a game in an electric-powered coach.

The Devil's Kitchen is a vegan food manufacturer. It has continued its growth path, expanding its production capacity allowing it to triple its turnover. Sales continue to be centred around universities, schools and a major retailer.

The Sky Mining Company has continued to develop and perfect the process to capture atmospheric carbon and turn it into diamonds. Its diamonds are now available for purchase by customers online.

Performance in the Group's sustainable subsidiaries remains steady with progress continuing to be made across the portfolio.

Full year results

The turnover of the Group has grown year on year to £346.3 million (2021: £247.5 million). The increase is mainly due to revenue growth in the energy supply company.

The strong sales growth in the year, allied to a well hedged wholesale cost position, has enabled our gross profit to increase to £99.4 million (2021: £47.0 million).

Total pre-tax profit was £50.5 million (2021: £10.9 million (loss)). This was driven by a gain made on the disposal of the Electric Highway Company to Gridserve, alongside the improved performance in the energy supply company.

Strategic Report *(continued)*

The overall net asset position of the group increased from £62.3 million to £92.4 million. This is primarily driven by the increase in cash held following the gain on disposal of the Electric Highway Company.

Long term liabilities, which stood at £51.3 million as at the balance sheet date (2021: £63.4 million), have declined with debt repayment obligations and Eco Bond 4 becoming redeemable (current liability).

Future developments

The Directors are pleased with the performance of the Group, despite the volatile trading conditions. They recognise that the outlook for energy supply remains challenging. Post year end, energy prices have reduced from the historic highs of the summer of 2022, which led to a halt in the sale of the Group's energy subsidiaries. However, management believe that energy prices will reach a 'new normal' and thus a dramatic reduction in the near term is unlikely to be seen. In addition, the well-publicised 'cost of living crisis' mean customers' propensity to pay is expected to be impacted.

Regardless of these headwinds, the Directors expect to continue to make a profit in financial year ending in 2023. Robust hedging strategies remain the cornerstone of reducing volatility in pricing to our customers. Customer propensity to pay has also been supported through the winter of 2022/23 following the introduction of numerous government schemes to keep consumer and business power and gas prices lower than wholesale market prices. Management have also bolstered their debt collection processes and evaluation of customer credit worthiness whilst investing in our technology platforms to improve our customer experience and efficiency.

The Directors are also confident that the strategic initiatives in the sustainable subsidiaries, including Forest Green Rovers Football Club, The Sky Mining Company and Devils' Kitchen food brand, will play an increased part in providing value to the group in the future.

The Directors continue to commit to re-investing any profits made into the Group's projects, primarily to support the continued generation of green energy, but also its other initiatives which underpin the wider Group's mission, to promote sustainability in all walks of life.

Principal risks and uncertainties

The principal risks arising from the Group's activities continue to be:

Political and regulatory risk

There have been a significant number of changes to the regulations governing the energy industry. The Smart Meter roll out requires the Group to continue to invest resources and cost to ensure the Group remains both compliant and competitive.

Summer 2022 has seen power and gas prices reach record highs. There has been a large number of supplier failures since the Autumn of 2021. Current government policy and regulation means that the cost of these supplier failures will be passed onto consumers through higher industry costs. As these accounts have been prepared, it is not possible to predict the final cost for this restructure in the energy market and the additional costs that the Group and consumers may face.

The regulatory environment, since the Autumn of 2021, has seen significantly increased focus. There has been accelerated scrutiny covering all conditions within the supply license. The resulting pressure, for a group of our size, will lead to costs that will be a challenge to absorb, and will likely therefore be passed on. As such, the Directors believe a one size fits all regulatory policy will not allow a competitive and financially stable market to grow and be maintained.

Government has stepped in to mitigate the impact of higher wholesale prices on consumers. This support is welcomed by the Directors as it helps UK consumers and the energy market adapt to higher prices. They expect support to continue in some form into the future as wholesale prices remain high, perhaps until a transition to a more resilient energy system, not anchored to natural gas, has been achieved.

Strategic Report *(continued)*

The Group continues to engage with industry and government consultations to help improve energy policy and regulation and ensure regulation best serves consumers.

Weather volatility and demand

Variability in relation to the weather directly impacts both customer demand and energy purchasing strategy. The supply business purchases energy both within the Group from the generation portfolio as well as trading on the wholesale market. To mitigate commodity price risk associated with weather change, a robust hedging model is maintained. This facilitates the ability to avoid short-term system imbalances and ensures the business remains adequately hedged.

Competition

The Group is exposed to a competitive supply market for gas and power for both domestic and business customers. This impacts the operation in a number of ways including customer growth, customer retention, supply volume, and earnings. Market competitiveness was impacted in the year due to high energy prices and a number of market exits. The Directors expect competitive conditions to return to historic norms in the near future. The Group manages this risk through its ethical pricing strategy, consistent offering of excellent customer service, underpinned by its green credential status to attract like-minded customers.

Financial risks management

The Group is exposed to a variety of financial risks including commodity price risk, interest rate risk, credit risk and liquidity risk. The Group monitors energy prices and analyses supply and demand volumes to manage exposure to these risks. The Group's hedging policy results in buying power and gas 'forward', to mitigate future risk. The Group does not enter into or trade financial instruments, including derivatives, for speculative purposes.

Section 172 statement

The stakeholders of the Group and its subsidiaries are critical to the success of our strategy and business model. Engagement with our stakeholders sets out the key priorities for the direction of the Group, assisting with Directors' decision making throughout the year.

A director of a company must act to promote the success of the company for the benefit of all its members, and in so doing considering (amongst other matters):

- The likely consequences of any decision in the long term
- The interests of the company's employees
- The need to foster the company's business relationships with suppliers, customers and others
- The impact of the company's operations on the community and the environment
- The desirability of the company in maintaining a reputation for high standards of business conduct, and
- The need to act fairly between members of the company.

In order to fulfil these duties, the Directors consider a number of areas including:

Our people

Our people are at the heart of what we do. They drive the Group forward in achieving our goal to provide 100% green energy to help stop climate change. Employees are supported in areas such as their health and wellbeing through provision of the Simply Health care plan, as well as providing a safe, inclusive and enjoyable place to work. The Group focuses on great management of people to bring out the best in the team and to focus on their development. Employees are given the opportunity to give back to the community by providing a charity day each year.

The Group engages with its employees through an Employee Forum. It meets regularly to engage with the Directors and seniors management about the workplace, policies and decisions currently being made.

Strategic Report *(continued)*

Our customers

The Group focuses on engagement with our customers in order to deliver a quality service, whilst at the same time assisting our customers in their own green journeys to work towards the mission of a Green Britain. What makes Ecotricity different from other energy companies is that the money made from customers' bills is used to build new forms of green energy.

This is called Bills into Mills and it means that by customers' paying their bills every month they are helping fight climate change. Every new windmill, gasmill or sunmill built reduces Britain's reliance on fossil fuels.

Business relationships and the community

Building a Green Britain isn't something that can be done alone. The Group partners with companies and organisations that share its values, from powering their operations to running campaigns about the issues the Group cares about. There are some really great partnerships with around 200 organisations.

Environment

The Group's mission is to fight climate change. As an energy company, the best way to do this is to end fossil fuels by giving people an alternative – green energy. As Britain's greenest energy company, the Directors are aware that the Group needs to go further than supplying green energy and that the activities the Group undertakes need to be as sustainable as possible. To achieve this an environmental policy has been put in place, which is regularly updated, alongside a range of measures including constant monitoring of the Group's environmental footprint.

Government

Since Ecotricity was founded in 1995, Britain has increased its green energy output, from ~5% to ~40%, but there is still a long way to go to meet the UK Government's target of net zero by 2050. The Group continues to lobby the UK Government to pursue wider reaching and more determined policies to address the climate emergency.


Events after the balance sheet date

See note 28 to the financial statements.

Approved by the Board on

30 / 01

2023 and signed on its behalf by:



D Vince

Lion House
Rowcroft
Stroud
Gloucestershire
GL5 3BY

Sustainability Report

Scope

This is the third year that we have published our carbon emissions data as a “large” unquoted company since the implementation of the Streamlined Energy and Carbon Reporting. However, we continue to provide this information on our company website, as we have done since 2010, as part of our Environmental Management System which is certified to ISO14001:2015. The scope of the data below includes emissions generated through all activities of the Green Britain Group across all of our owned sites during FY22 (1 May 2021 to 30 April 2022). All sites are UK based and the emissions relate to:

- Scope 1 - direct emissions from burning gas for heating, fuel used by pool cars and service vans, escape emissions from air-conditioning and refrigeration equipment.
- Scope 2 – indirect emissions from the use of grid electricity.
- Scope 3 – emissions from staff use of their own vehicles for business purposes (grey fleet), water consumption and treatment, business air travel, coach travel for FGR team and fans to away games

Emissions

During 2021/22 our operations consumed 2,302,532 kWh of grid electricity and 154,826 kWh of natural gas. In addition, we also generated and consumed 64,462 kWh of electricity from solar PV installed at Forest Green Rovers and at Unicorn House in Stroud.

			Location based emissions (Tonnes CO ₂)		Market based emissions factors (Tonnes CO ₂)	
			2021/22	2020/21	2021/22	2020/21
Scope 1	Natural Gas	154,826 kWh	28	61	0	0
	Pool Car & Van Fuel	67,873 Litres Diesel	185	213	185	214
	Escape (fugitive) emissions from cooling equipment	0 Kg	0	0	0	0
Scope 2	Grid Electricity	2,302,532 kWh	515	499	0	0
Scope 3	Transport (grey fleet)	27,284 Miles	7	7	7	7
	Transport (air travel)	0 km	0	2	0	2
	Transport (FGR Team Coach)	323,671 passenger km	9	9	9	9
	Transport (FGR Fan Travel)	564,606 passenger km	15	0	15	0
	Water	5,350 m ³	2	8	2	8
Total Gross CO₂ Emissions		Tonnes CO₂	747	799	204	240
Intensity Ratio		Tonnes Emissions per £m Revenue	2.2	3.2	0.6	1.0

Sustainability Report *(continued)*

Methodology

Emissions factors used in the above calculations are taken from UK Government Greenhouse Gas Reporting: Conversion Factors 2019 (www.gov.uk) and are used in line with the methodology set out within the Greenhouse Gas Protocol – Corporate Standard.

Utility figures for electricity, gas and water are taken directly from meter readings on site or remotely via smart metering.

Market based emissions methodology – Grid electricity was supplied throughout the year from a 100% renewable tariff from Ecotricity and has zero associated carbon emissions as per Ecotricity Ltd fuel mix disclosure. Gas purchased through Ecotricity has been, since 1st September 2020, carbon neutral with the residual emissions from the burning of the gas covered by United Nations Certified Emission Reductions certificates (CERs). Prior to September 1st 2020 the emission factor for natural gas is used to calculate associated carbon emissions.

Escape emissions from cooling systems are taken from annual service records as reported internally via our Environmental Management System.

Transport fuel figures are taken from records held by the Finance team and are converted using the average monthly forecourt pump price for diesel in the UK from the AA (<https://www.theaa.com/driving-advice/driving-costs/fuel-prices>). Grey fleet emissions are calculated from Finance data using mileage claims and converted to tonnes of CO₂ using the emissions factor for a medium sized diesel car.

Carbon Reduction Initiatives

Bringing together all of our staff in our Lion House head office has resulted over the past two years in the closure of Imperial and Unicorn Houses in Stroud. Although this has brought about a reduction in office energy consumption an increase in production (and energy demand) within Sky Diamond and Devil's Kitchen has masked much of this change. Likewise, the relaxation of Covid-19 restrictions has led to Forest Green Rovers electricity consumption reaching a more typical level of demand than seen in FY21.

A review of the heating regime used at Britwind has allowed for significant reductions in gas consumption on this site and is reflected in the final figures for the Green Britain Group with a similar decrease in water consumption following internal work at Forest Green Rovers and improvements to the irrigation network.

Transport related emissions remain high due to the needs of our O&M fleet repairing turbines and transport for our Academy players to FGR training sessions, although we hope to see this decrease over the coming year with the introduction of an electric minibus. The reductions seen compared to 2020/21 figures are largely due to a switch to remote meetings for staff combined with the sale of our Electric Highway and small wind O&M businesses both of which involved high levels of vehicle movements.

Omissions

All areas of activity are covered by these figures and there are no omissions.

Directors' Report

The Directors present the Directors' Report and financial statements for the year ended 30 April 2022.

Directors

The Directors who held office during the year and up to the date of this report were as follows:

Dale Vince
Kate Vince
Asif Rehmanwala (appointed 24 January 2023)

Employees

The Section 172 Statement explains how the Group engages with its employees. The Group is committed to ensuring the development of its employees including disabled employees. The Group values the differences between employees that define them as unique individuals and that diversity within the workplace is an integral part of achieving success. This includes giving full and fair consideration to applications for employment by the Company made by disabled persons, having regard to their particular aptitudes and abilities and the continuing employment of, and for arranging appropriate training for, employees of the company who have become disabled persons during the period when they were employed by the Company.

Political and charitable contributions

The Group made charitable donations of £303,000 (2021: £103,000) in the year. This includes £186,000 (2021: £7,000) to the Green Britain Foundation and £17,000 (2021: £41,000) to Sustainability in Sport Foundation, charities and companies of which one of the directors is also a director.

The Group made political donations of £210,000 (2021: £51,000) in the year to the Labour Party.

Directors' liabilities

The Company has put in place qualifying third party indemnity provisions for all of the directors of Green Britain Group Limited.

Disclosures

Disclosures around future developments, post balance sheet events and financial risk management objectives and policies required in the Directors' report have been presented in the Strategic Report.

Going concern

The Directors have undertaken an assessment of the Group's cash flows for a period of 12 months from the date of signing, and also considered the potential cash flows into the future. This was done by undertaking a detailed assessment of the Group's forecast performance for the financial years 2023 and 2024.

This forecast uses the latest outlook for power and gas wholesale prices and the Company's current hedged position. This includes generation from the Group's own generation sites which are assumed to be at historic generation levels. It has taken the Directors' views of how competition in the market will change given these rates of wholesale prices. It assumes that:

- Energy prices will remain at higher than historic average levels
- Energy use will decline compared to historic average consumption levels driven in part by higher energy prices
- Customer numbers will remain stable with some targeted growth in certain segments
- Higher levels of bad debt due to higher wholesale prices.

The forecast also takes into account the Group's non-energy activities and assumes current trading levels will continue.

Directors' Report *(continued)*

The Group has net assets of £92.4 million which includes net current assets of £3.3 million. The Group has made a pre-tax profit of £50.5 million. The Group is funded via £44.2 million of bonds, all of which can be redeemed from December 2023 if called upon (see note 18). The Directors believe a mass redemption event is highly unlikely due to tranches of the bonds being due for redemption for several years with historically low redemption rates and bondholders' continued commitment to support the Group's vision of sustainability.

The Group has cash and cash equivalents of £70.8 million, including disposal proceeds from the sale of a stake in The Electric Highway (see cash flow statement) and a loan from the directors (see note 25) at 30 April 2022. The forecast shows that the Group is expected to make a profit in financial year 2023 and is performing in line with this forecast. The Group also has initiatives in place to manage debt and deliver strong working capital management.

The past 18 months has seen a significantly volatile energy market including well publicised failures of energy suppliers who do not employ a rigorous hedging strategy. At the time of writing significant changes in the regulation of energy suppliers are being undertaken and a series of support measures by central government have been introduced to reduce the effects of high energy prices on domestic consumers and businesses. There remains an uncertainty around how competition in the energy market, regulation and government support will change in the coming months in response to different wholesale price scenarios. Management have made a judgement on how they see these factors responding to different wholesale market conditions in the sensitivity analysis prepared.

Sensitivity analysis has been prepared consisting of several scenarios, which are considered plausible. These include:

- Wholesale prices elevated to levels seen during the summer of 2022
- Wholesale prices dropping to historic levels
- 10% lower wind yields
- Ecobonds being redeemed by all bondholders at one time for repayment in January 2024.

In all individual scenarios the Group is forecast to have enough cash to meet its commitments.

Plausible mitigating actions have also been considered in preparation of these stress tests. The Directors consider these as potential levers they can use in any scenario, no matter how unlikely. Due to its strong green credentials, the Group can raise prices to react to rising industry costs because of the derogation from the price cap. A hedging strategy allows it to manage volatile wholesale prices, seen in the energy crisis to date, and navigate peaks of high prices seen historically. Bond redemptions must be notified at least 6 months in advance of cash being released, giving the Directors time to arrange alternate sources of funding or the generation of cash through asset sales. The Group has a 106.1MW generation fleet which is a highly attractive set of assets that could be sold. The Group is also building generation assets which it could seek financing for.

In the scenario forecast the company has sufficient cash reserves to meet its obligations and the directors, therefore, consider that it can continue to operate as a going concern for a period of at least 12 months from the date of approving these financial statements.

Disclosure of information to the auditors

Each Director has taken steps that they ought to have taken as a Director in order to make themselves aware of any relevant audit information and to establish that the Group's auditors are aware of that information. The Directors confirm that there is no relevant information that they know of and of which they know the auditors are unaware.

Directors' Report *(continued)*

Reappointment of auditors

PKF Francis Clark was appointed as auditor within the year (previously Grant Thornton LLP). PKF Francis Clark, having expressed their willingness to continue in office, will be deemed reappointed for the next financial year in accordance with section 487(2) of the Companies Act 2006 unless the Company receives notice under section 488(1) of the Companies Act 2006.

Approved by the Board on 30/01/2023 and signed on its behalf by:



D Vince

Lion House
Rowcroft
Stroud
Gloucestershire
GL5 3BY

Statement of Directors' responsibilities in respect of the Annual report and the Financial statements

The Directors are responsible for preparing the Annual Report and the financial statements in accordance with applicable law and regulations.

Company law requires the directors to prepare financial statements for each financial year. Under that law they have elected to prepare the group and parent company financial statements in accordance with UK Accounting Standards and applicable law (UK Generally Accepted Accounting Practice), including FRS 102 *The Financial Reporting Standard applicable in the UK and Republic of Ireland*.

Under company law the directors must not approve the financial statements unless they are satisfied that they give a true and fair view of the state of affairs of the group and parent company and of their profit or loss for that period. In preparing each of the group and parent company financial statements, the directors are required to:

- select suitable accounting policies and then apply them consistently;
- make judgments and estimates that are reasonable and prudent;
- state whether applicable UK Accounting Standards have been followed, subject to any material departures disclosed and explained in the financial statements;
- prepare the financial statements on the going concern basis unless it is inappropriate to presume that the group and the parent company will continue in business.

The Directors are responsible for keeping adequate accounting records that are sufficient to show and explain the parent company's transactions and disclose with reasonable accuracy at any time the financial position of the parent company and enable them to ensure that its financial statements comply with the Companies Act 2006. They have general responsibility for taking such steps as are reasonably open to them to safeguard the assets of the group and to prevent and detect fraud and other irregularities.

Independent Auditor's Report to the Members of Green Britain Group Limited

Opinion

We have audited the financial statements of Green Britain Group Limited (the 'parent Company') and its subsidiaries (the 'Group') for the year ended 30 April 2022, which comprise the Consolidated Profit and Loss Account, Consolidated Statement of Other Comprehensive Income, Consolidated Balance Sheet, Company Balance Sheet, Consolidated Statement of Changes in Equity, Company Statement of Changes in Equity, Consolidated Cash Flow Statement, Consolidated Analysis of Net Debt, and Notes to the Financial Statements, including a summary of significant accounting policies. The financial reporting framework that has been applied in their preparation is applicable law and United Kingdom Accounting Standards, including Financial Reporting Standard 102 'The Financial Reporting Standard applicable in the UK and Republic of Ireland' (United Kingdom Generally Accepted Accounting Practice).

In our opinion the financial statements:

- give a true and fair view of the state of the Group's and the parent Company's affairs as at 30 April 2022 and of the Group's profit for the year then ended;
- have been properly prepared in accordance with United Kingdom Generally Accepted Accounting Practice; and
- have been prepared in accordance with the requirements of the Companies Act 2006.

Basis for opinion

We conducted our audit in accordance with International Standards on Auditing (UK) (ISAs (UK)) and applicable law. Our responsibilities under those standards are further described in the Auditor's responsibilities for the audit of the financial statements section of our report. We are independent of the Group in accordance with the ethical requirements that are relevant to our audit of the financial statements in the UK, including the FRC's Ethical Standard, and we have fulfilled our other ethical responsibilities in accordance with these requirements. We believe that the audit evidence we have obtained is sufficient and appropriate to provide a basis for our opinion.

Conclusions relating to going concern

In auditing the financial statements, we have concluded that the director's use of the going concern basis of accounting in the preparation of the financial statements is appropriate.

Based on the work we have performed, we have not identified any material uncertainties relating to events or conditions that, individually or collectively, may cast significant doubt on the Group and parent Company's ability to continue as a going concern for a period of at least twelve months from when the original financial statements were authorised for issue.

Our responsibilities and the responsibilities of the directors with respect to going concern are described in the relevant sections of this report.

Other information

The directors are responsible for the other information. The other information comprises the information included in the annual report, other than the financial statements and our auditor's report thereon. Our opinion on the financial statements does not cover the other information and, except to the extent otherwise explicitly stated in our report, we do not express any form of assurance conclusion thereon.

In connection with our audit of the financial statements, our responsibility is to read the other information and, in doing so, consider whether the other information is materially inconsistent with the financial statements or our knowledge obtained in the audit or otherwise appears to be materially misstated. If we identify such material inconsistencies or apparent material misstatements, we are required to determine whether there is a material misstatement in the financial statements or a material misstatement of the other information. If, based on the work we have performed, we conclude that there is a material misstatement of this other information, we are required to report that fact.

We have nothing to report in this regard.

Opinion on other matters prescribed by the Companies Act 2006

In our opinion, based on the work undertaken in the course of the audit:

- the information given in the Strategic Report, Sustainability Report and Directors' Report for the financial year for which the financial statements are prepared is consistent with the financial statements; and
- the Strategic Report, Sustainability Report and Directors' Report have been prepared in accordance with applicable legal requirements.

Matters on which we are required to report by exception

In the light of our knowledge and understanding of the Group and the parent Company and its environment obtained in the course of the audit, we have not identified material misstatements in the Strategic Report, Sustainability Report and the Directors' Report.

We have nothing to report in respect of the following matters where the Companies Act 2006 requires us to report to you if, in our opinion:

- adequate accounting records have not been kept by the Group and parent Company, or returns adequate for our audit have not been received from branches not visited by us; or
- the Group and parent Company financial statements are not in agreement with the accounting records and returns; or
- certain disclosures of directors' remuneration specified by law are not made; or
- we have not received all the information and explanations we require for our audit.

Responsibilities of directors

As explained more fully in the Statement of Directors' Responsibilities set out on page 12, the directors are responsible for the preparation of the financial statements and for being satisfied that they give a true and fair view, and for such internal control as the directors determine is necessary to enable the preparation of financial statements that are free from material misstatement, whether due to fraud or error.

In preparing the financial statements, the directors are responsible for assessing the Group's and the parent Company's ability to continue as a going concern, disclosing, as applicable, matters related to going concern and using the going concern basis of accounting unless the directors either intend to liquidate the Group or the parent Company or to cease operations, or have no realistic alternative but to do so.

Auditor's responsibilities for the audit of the financial statements

Our objectives are to obtain reasonable assurance about whether the financial statements as a whole are free from material misstatement, whether due to fraud or error, and to issue an auditor's report that includes our opinion. Reasonable assurance is a high level of assurance, but is not a guarantee that an audit conducted in accordance with ISAs (UK) will always detect a material misstatement when it exists. Misstatements can arise from fraud or error and are considered material if, individually or in the aggregate, they could reasonably be expected to influence the economic decisions of users taken on the basis of these financial statements.

Irregularities, including fraud, are instances of non-compliance with laws and regulations. We design procedures in line with our responsibilities, outlined above, to detect material misstatements in respect of irregularities, including fraud. The extent to which our procedures are capable of detecting irregularities, including fraud is detailed below:

Based on our understanding of the Group, industry and conversations with management and in-house legal counsel, we identified that the principal risks of non-compliance with laws and regulations as relating to breaches around health and safety regulations and Ofgem regulations. We also considered those laws and regulations that have a direct impact on the preparation of the financial statements such as The Companies Act 2006, the Financial Reporting Standard 102 and relevant tax legislation (Corporation Tax, VAT etc.). We considered the extent to which non-compliance with these laws and regulations may have a material effect on the financial statements.

We also evaluated management's incentives and opportunities for fraudulent manipulation of the financial statements and determined that the principal risks were related to the overstatement of profit, either through overstating revenue, understating expenditure or management bias in accounting estimates. Based on this understanding we designed our audit procedures to identify irregularities. Our procedures involved the following:

- Enquiries to members of Management and the in-house legal counsel, regarding their knowledge of any non-compliance or potential non-compliance with laws and regulations that could affect the financial statements;
- Review of the Ofgem and other material licenses that the Group held, and processes required to comply with these;
- Challenging assumptions and judgements made by management in its significant accounting estimates in relation to revenue recognition around unbilled energy usage, valuation of wind and solar park assets and valuation of other assets including development costs and the football stadium;
- Evaluating the design and implementation of management's controls designed to prevent and detect irregularities;
- Examining draft tax computations and involving the use of our tax and other specialists as required;
- Auditing the risk of management override of controls, including through testing journal entries and other adjustments for appropriateness, and evaluating the business rationale of significant transactions outside the normal course of business; and
- Reviewing financial statement disclosures and testing to supporting documentation and for compliance with applicable financial reporting requirements.


We did not identify any matters relating to non-compliance for laws or regulations or relating to fraud in the Group and Company or any material component on which audit procedures were performed.

Because of the inherent limitations of an audit, there is a risk that we will not detect all irregularities, including those leading to a material misstatement in the financial statements. This risk increases the further removed non-compliance with laws and regulations is from the events and transactions reflected in the financial statements as we are less likely to become aware of instances of non-compliance. The risk of not detecting a material misstatement due to fraud is higher than the risk of not detecting one resulting from error, as fraud may involve deliberate concealment, collusion, omission or misrepresentation.

A further description of our responsibilities is available on the Financial Reporting Council's website at: www.frc.org.uk/auditorsresponsibilities. This description forms part of our auditor's report.

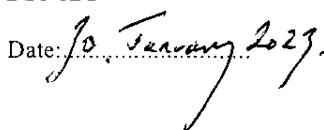
Use of our report

This report is made solely to the Company's members, as a body, in accordance with Chapter 3 of Part 16 of the Companies Act 2006. Our audit work has been undertaken so that we might state to the Company's members those matters we are required to state to them in an auditor's report and for no other purpose. To the fullest extent permitted by law, we do not accept or assume responsibility to anyone other than the Company and the Company's members as a body, for our audit work, for this report, or for the opinions we have formed.



Paul Putnam (Senior Statutory Auditor)
PKF Francis Clark, Statutory Auditor
90 Victoria Street
Redcliffe
Bristol
BS1 6DP

Date:



Consolidated Profit and Loss Account
for the year ended 30 April 2022

	<i>Note</i>	2022 £'000	2021 £'000
Turnover	2	346,266	247,531
Cost of sales		(246,883)	(200,499)
Gross profit		99,383	47,032
Administrative expenses		(72,934)	(68,446)
Other operating income	3	3,721	4,397
(Loss) on sale of fixed assets		(2,647)	(205)
Trading profit/(loss)		27,523	(17,222)
Profit on disposal of associate	12	30,151	8,334
Change in fair value of strategic investment		(1,546)	4,535
Operating profit/(loss)	4	56,128	(4,353)
(Loss) from associate		-	(107)
Interest receivable and similar income	7	8	42
Interest payable and similar charges	8	(5,624)	(6,501)
Profit/(loss) on ordinary activities before taxation		50,512	(10,919)
Tax charge on profit/(loss) on ordinary activities	9	(10,888)	6,463
Profit/(loss) for the financial year		39,624	(4,456)
<i>Profit/(loss) attributable to:</i>			
Shareholders of the parent company		41,450	(3,481)
Non-controlling interests		(1,826)	(975)
Total profit/(loss) for the year		39,624	(4,456)

The notes on pages 24 to 52 form part of the financial statements.

Consolidated Statement of Other Comprehensive Income
for the year ended 30 April 2022

	<i>Note</i>	2022 £'000	2021 £'000
Profit/(loss) for the year		39,624	(4,456)
Other comprehensive income			
Revaluation of tangible fixed assets	<i>11</i>	(9,278)	1,452
Deferred tax on other comprehensive income	<i>9</i>	(204)	443
Other comprehensive (loss)/income for the year, net of income tax		(9,482)	1,895
Total comprehensive profit/(loss) for the year		30,142	(2,561)
<i>Total comprehensive income attributable to:</i>			
Shareholders of the parent company		31,968	(1,586)
Non-controlling interests		(1,826)	(975)
		30,142	(2,561)

The notes on pages 24 to 52 form part of the financial statements.

Consolidated Balance Sheet at 30 April 2022

	Note	2022		2021	
		£'000	£'000	£'000	£'000
Fixed assets					
Negative goodwill	10		(1,609)		(1,724)
Other intangible assets	10		15,537		12,636
			13,928		10,912
Tangible assets	11		135,080		160,065
Other investments	12		10,753		11,738
Associates			-		525
			159,761		183,240
Current assets					
Stock	13	1,586		1,379	
Debtors	14	113,583		79,785	
Cash at bank and in hand	15	70,825		14,497	
		185,994		95,661	
Creditors: amounts falling due within one year	16	(182,673)		(141,258)	
Net current assets/(liabilities)			3,321		(45,597)
Total assets less current liabilities			163,082		137,643
Creditors: amounts falling due after more than one year	17	(51,331)		(63,366)	
Deferred tax liability	20	(19,340)		(12,008)	
Net assets			92,411		62,269
Capital and reserves					
Called up share capital	21		18		18
Merger reserve			(18)		(18)
Revaluation reserve			48,613		62,286
Profit and loss account			46,894		1,253
Equity attributable to the parent's shareholders			95,507		63,539
Non-controlling interests			(3,096)		(1,270)
Shareholders' funds			92,411		62,269

The notes on pages 24 to 52 form part of the financial statements.

These financial statements were approved by the board of directors on
and were signed by:

30/01/2023


D Vince
Director

Company registered number: 12456925


Company Balance Sheet
at 30 April 2022

	<i>Note</i>	2022	2021
		£'000	£'000
Fixed assets			
Investments	12	6,017	6,017
		<hr/>	<hr/>
		6,017	6,017
Current assets			
Creditors: amounts falling due within one year	16	(5,999)	(5,999)
		<hr/>	<hr/>
Net current liabilities		(5,999)	(5,999)
		<hr/>	<hr/>
Total assets less current liabilities		18	18
		<hr/>	<hr/>
Net Assets		18	18
		<hr/>	<hr/>
Capital and reserves			
Called up share capital	21	18	18
Profit and loss account		-	-
		<hr/>	<hr/>
Shareholders' equity		18	18
		<hr/>	<hr/>

The financial statements consolidate the accounts of Green Britain Group Ltd and all of its subsidiary undertakings ('subsidiaries'). Intra-group sales and profits are eliminated fully on consolidation. No individual profit and loss account is prepared for Green Britain Group Limited as provided by Section 408 of the Companies Act 2006, £nil profit was made by the Company in the year from 1 May 2021 to 30 April 2022.

The notes on pages 24 to 52 form part of the financial statements.

These financial statements were approved by the board of directors on 30/01/2023
and were signed by:


D. Vince
Director

Company registered number: 12456925

Consolidated Statement of Changes in Equity

	Called up Share capital £'000	Merger reserve £'000	Revaluation reserve £'000	Profit and loss account £'000	Total share- holders' equity £'000	Non- controlling interests £'000	Total equity £'000
Balance at 1 May 2020	18	(18)	64,100	3,379	67,479	(2,649)	64,830
Total comprehensive income for the year							
Profit/(loss) for the year	-	-	-	(3,481)	(3,481)	(975)	(4,456)
Other comprehensive income	-	-	1,895	-	1,895	-	1,895
Total comprehensive income for the year	-	-	1,895	(3,481)	(1,586)	(975)	(2,561)
<i>Transactions with owners, recorded directly in equity:</i>							
Acquisition of non-controlling interests	-	-	-	60	60	(60)	-
Transfer of non-controlling interest on disposal of investment	-	-	-	(2,414)	(2,414)	2,414	-
Transfer from revaluation reserve	-	-	(3,709)	3,709	-	-	-
Total contributions by and distributions to owners	-	-	(3,709)	1,355	(2,354)	(2,354)	-
Balance at 30 April 2021	18	(18)	62,286	1,253	63,539	(1,270)	62,269

The notes on pages 24 to 52 form part of the financial statements.

Consolidated Statement of Changes in Equity *(continued)*

	Called up Share capital £'000	Merger reserve £'000	Revaluation reserve £'000	Profit and loss account £'000	Total share- holders' equity £'000	Non- controlling interests £'000	Total equity £'000
Balance at 1 May 2021	18	(18)	62,286	1,253	63,539	(1,270)	62,269
Total comprehensive income for the year							
Profit/(loss) for the year	-	-	-	41,450	41,450	(1,826)	39,624
Other comprehensive income	-	-	(9,482)	-	(9,482)	-	(9,482)
Total comprehensive income for the year	-	-	(9,482)	41,450	31,968	(1,826)	30,142
<i>Transactions with owners, recorded directly in equity:</i>							
Transfer from revaluation reserve	-	-	(4,191)	4,191	-	-	-
Total contributions by and distributions to owners	-	-	(4,191)	4,191	-	-	-
Balance at 30 April 2022	18	(18)	48,613	46,894	95,507	(3,096)	92,411

The notes on pages 24 to 52 form part of the financial statements.

Company Statement of Changes in Equity

	Called up Share capital £'000	Profit and loss account £'000	Total equity £'000
<i>Transactions with owners, recorded directly in equity:</i>			
New shares issued	18	-	18
Balance at 30 April 2021	18	-	18
Balance at 30 April 2022	18	-	18

The notes on pages 24 to 52 form part of the financial statements.

Consolidated Cash Flow Statement for the year ended 30 April 2022

	<i>Note</i>	2022 £'000	2021 £'000
Cash flows from operating activities			
Profit/(loss) for the year		39,623	(4,456)
<i>Adjustments for:</i>			
Depreciation, amortisation and impairment		20,969	15,196
Loss on disposal of fixed assets		2,647	205
Profit on disposal of investments		(30,796)	(8,334)
Change in fair value of investments		1,546	(4,535)
Net interest charges	7, 8	5,616	6,459
Taxation		10,888	(6,463)
(Increase) / decrease in stock	13	(207)	(86)
(Increase) / decrease in debtors	14	(33,798)	(2,826)
(Increase) / decrease in creditors		23,375	8,408
Net cash from operating activities		39,863	3,568
Cash flows from investing activities			
Proceeds from sale of fixed assets		1,279	-
Proceeds from sale of investments		32,146	9,731
Interest received	7	8	42
Acquisition of tangible fixed assets	11, 12	(12,155)	(6,669)
Acquisition of other investments		(565)	-
Net cash from investing activities		20,713	3,104
Cash flows from financing activities			
Interest paid	8	(5,624)	(6,501)
Repayment of borrowings		(14,823)	(9,787)
Issue of new borrowings		1,208	15,000
Loans from directors	25	16,481	10,000
Net cash used in financing activities		(2,759)	8,712
Net increase in cash and cash equivalents		57,817	15,384
Cash and cash equivalents at 1 May		13,008	(2,376)
Cash and cash equivalents at 30 April	15	70,825	13,008

The notes on pages 24 to 52 form part of the financial statements.

Consolidated Analysis of Net Debt

	At 1 May 2021 £	Cash flows £	Non-cash changes £	At 30 April 2022 £
Cash and cash equivalents				
Cash	14,497	56,328	-	70,825
Overdraft	(1,489)	1,489	-	-
	<u>13,008</u>	<u>57,817</u>	<u>-</u>	<u>70,825</u>
Borrowings				
Debt due within one year	(61,479)	14,823	(13,253)	(59,909)
Debt due more than one year	(63,366)	(895)	12,930	(51,331)
	<u>(124,845)</u>	<u>(13,918)</u>	<u>(324)</u>	<u>(111,240)</u>
Loans from directors	(3,455)	(16,481)	-	(19,936)
	<u>(115,292)</u>	<u>55,254</u>	<u>(324)</u>	<u>(60,351)</u>

The notes on pages 24 to 52 form part of the financial statements.

Notes

(forming part of the financial statements)

1 Accounting policies

Green Britain Group Limited (the "Company") is a private company limited by shares and incorporated and domiciled in the UK.

These Group and parent company financial statements were prepared in accordance with Financial Reporting Standard 102 *The Financial Reporting Standard* applicable in the UK and Republic of Ireland ("*FRS 102*") as issued in August 2018. The presentation currency of these financial statements is sterling. All amounts in the financial statements have been rounded to the nearest £1,000.

The parent company is included in the consolidated financial statements and is considered to be a qualifying entity under FRS 102 paragraphs 1.8 to 1.12. The following exemptions available under FRS 102 in respect of certain disclosures for the parent company financial statements have been applied:

- The reconciliation of the number of shares outstanding from the beginning to the end of the period has not been included a second time;
- No separate parent company Cash Flow Statement with related notes is included;
- Key Management Personnel compensation has not been included a second time; and
- The disclosures required by FRS 102.11 Basic Financial Instruments and FRS 102.12 Other Financial Instrument Issues in respect of financial instruments not falling within the fair value accounting rules of Paragraph 36(4) of Schedule 1.

The Company proposes to continue to adopt the reduced disclosure framework of FRS 102 in its next financial statements.

The accounting policies set out below have, unless otherwise stated, been applied consistently to all periods presented in these financial statements.

Judgements made by the directors, in the application of these accounting policies that have significant effect on the financial statements and estimates with a material impact in the next year are discussed in Note 27.

1.1 Measurement convention

The financial statements are prepared on the historical cost basis except that the following assets and liabilities are stated at their fair value: certain financial instruments classified at fair value through profit or loss and tangible fixed assets measured in accordance with the revaluation model.

1.2 Going concern

The Directors have undertaken an assessment of the Group's cash flows for a period of 12 months from the date of signing, and also considered the potential cash flows into the future. This was done by undertaking a detailed assessment of the Group's forecast performance for the financial years 2023 and 2024.

This forecast uses the latest outlook for power and gas wholesale prices and the Company's current hedged position. This includes generation from the Group's own generation sites which are assumed to be at historic generation levels. It has taken Director's view of how competition in the market will change given these rates of wholesale prices. It assumes that:

- Energy prices will remain at higher than historic average levels
- Energy use will decline compared to historic average consumption levels driven in part by higher energy prices
- Customer numbers will remain stable with some targeted growth in certain segments
- Higher levels of bad debt due to higher wholesale prices

The forecast also takes into account the Group's non-energy activities and assumes current trading levels will continue.

Notes (continued)

1 Accounting policies (continued)

The Group has net assets of £92.4 million which includes net current assets of £3.3 million. The Group has made a pre-tax profit of £50.5 million. The Group is funded via £44.2 million of bonds, all of which can be redeemed from December 2023 if called upon (see note 18). The Directors believe a mass redemption event is highly unlikely due to tranches of the bonds Notes being due for redemption for several years with historically low redemption rates and bondholders' continued commitment to support the Group's vision of sustainability.

The Group has cash and cash equivalents of £70.8 million, including disposal proceeds from the sale of a stake in The Electric Highway (see cash flow statement) and a loan from the directors (see note 25) at 30 April 2022. The forecast shows that the Group is expected to make a profit in financial year 2023 and is performing in line with this forecast. The Group also has initiatives in place to manage debt and deliver strong working capital management.

The past 18 months has seen a significantly volatile energy market including well publicised failures of energy suppliers who do not employ a rigorous hedging strategy. At the time of writing significant changes in the regulation of energy suppliers are being undertaken and a series of support measures by central government have been introduced to reduce the effects of high energy prices on domestic consumers and businesses. There remains an uncertainty around how competition in the energy market, regulation and government support will change in the coming months in response to different wholesale price scenarios. Management have made a judgement on how they see these factors responding to different wholesale market conditions in the sensitivity analysis prepared.

Sensitivity analysis has been prepared consisting of several scenarios, which are considered plausible. These include:

- Wholesale prices elevated to levels seen during the summer of 2022
- Wholesale prices dropping to historic levels
- 10% lower wind yields
- Ecobonds being redeemed by all bondholders at one time for repayment in January 2024.

In all individual scenarios the Group is forecast to have enough cash to meet its commitments.

Plausible mitigating actions have also been considered in preparation of these stress tests. The Directors consider these as potential levers they can use in any scenario, no matter how unlikely. Due to its strong green credentials, the Group can raise prices to react to rising industry costs because of the derogation from the price cap. A hedging strategy allows it to manage volatile wholesale prices, seen in the energy crisis to date, and navigate peaks of high prices seen historically. Bond redemptions must be notified at least 6 months in advance of cash being released, giving the Directors time to arrange alternate sources of funding or the generation of cash through asset sales. The Group has a 106.1MW generation fleet which is a highly attractive set of assets that could be sold. The Group is also building generation assets which it could seek financing for.

In the scenario forecast the company has sufficient cash reserves to meet its obligations and the directors, therefore, consider that it can continue to operate as a going concern for a period of at least 12 months from the date of approving these financial statements.

As a result, the directors have prepared the financial statement on the going concern basis.

1.3 Basis of consolidation

The consolidated financial statements include the financial statements of the Company and its subsidiary undertakings made up to 30 April 2022. A subsidiary is an entity that is controlled by the parent. The results of subsidiary undertakings are included in the consolidated profit and loss account from the date that control commences until the date that control ceases. Control is established when the Company has the power to govern the operating and financial policies of an entity so as to obtain benefits from its activities. In assessing control, the Group takes into consideration potential voting rights that are currently exercisable.

An associate is an entity in which the Group has significant influence, but not control, over the operating and financial policies of the entity. Significance influence is presumed to exist when the investor holds between 20% and 50% of the equity voting rights. However, where there is no significant influence despite a holding between 20% and 50%, this presumption can be rebutted. Investments with a holding between 20% and 50% without significant influence have been presented in the Balance Sheet within fixed asset investments.

Under Section 408 of the Companies Act 2006 the Company is exempt from the requirement to present its own profit and loss account.

Notes (continued)

1 Accounting policies (continued)

In the parent financial statements, investments in subsidiaries and associates are carried at cost less impairment.

1.4 Foreign currency

Transactions in foreign currencies are translated to the Group companies' functional currency at the foreign exchange rate ruling at the date of the transaction. Monetary assets and liabilities denominated in foreign currencies at the balance sheet date are retranslated to the functional currency at the foreign exchange rate ruling at that date. Non-monetary assets and liabilities that are measured in terms of historical cost in a foreign currency are translated using the exchange rate at the date of the transaction. Non-monetary assets and liabilities denominated in foreign currencies that are stated at fair value are retranslated to the functional currency at foreign exchange rates ruling at the dates the fair value was determined. Foreign exchange differences arising on translation are recognised in the profit and loss account. Notes (continued)

1.5 Basic financial instruments

Trade, other debtors / creditors and deferred / accrued income

Trade and other debtors are recognised initially at transaction price less attributable transaction costs. Trade and other creditors are recognised initially at transaction price plus attributable transaction costs. Subsequent to initial recognition they are measured at amortised cost using the effective interest method, less any impairment losses in the case of trade debtors. If the arrangement constitutes a financing transaction, for example if payment is deferred beyond normal business terms, then it is measured at the present value of future payments discounted at a market rate of interest for a similar debt instrument.

Interest-bearing borrowings classified as basic financial instruments

Interest-bearing borrowings are recognised initially at the present value of future payments discounted at a market rate of interest. Subsequent to initial recognition, interest-bearing borrowings are stated at amortised cost using the effective interest method, less any impairment losses.

Investments in ordinary shares

Investments in equity instruments are measured initially at fair value, which is normally the transaction price. Transaction costs are excluded if the investments are subsequently measured at fair value through profit and loss. Subsequent to initial recognition investments that can be measured reliably are measured at fair value with changes recognised in profit or loss. Other investments are measured at cost less impairment in profit or loss.

Cash and cash equivalents

Cash and cash equivalents comprise cash balances and call deposits. Bank overdrafts that are repayable on demand and form an integral part of the Company's cash management are included as a component of cash and cash equivalents for the purpose only of the cash flow statement.

1.6 Other financial instruments

Financial instruments not considered to be Basic financial instruments (Other financial instruments)

Other financial instruments not meeting the definition of Basic Financial Instruments are recognised initially at fair value. Subsequent to initial recognition other financial instruments are measured at fair value with changes recognised in profit or loss.

1.7 Tangible fixed assets

Tangible fixed assets, including assets under construction, other than power generating assets, are stated at cost less accumulated depreciation and accumulated impairment losses.

Where parts of an item of tangible fixed assets have different useful lives, they are accounted for as separate items of tangible fixed assets, for example land is treated separately from buildings.

Notes (continued)

1 Accounting policies (continued)

Leases in which the entity assumes substantially all the risks and rewards of ownership of the leased asset are classified as finance leases. All other leases are classified as operating leases. Leased assets acquired by way of finance lease are stated on initial recognition at an amount equal to the lower of their fair value and the present value of the minimum lease payments at inception of the lease, including any incremental costs directly attributable to negotiating and arranging the lease. At initial recognition a finance lease liability is recognised equal to the fair value of the leased

asset or, if lower, the present value of the minimum lease payments. The present value of the minimum lease payments is calculated using the interest rate implicit in the lease. Lease payments are accounted for as described at 1.15 below.

The Company assesses at each reporting date whether tangible fixed assets (including those leased under a finance lease) are impaired.

Depreciation

Depreciation is charged to the profit and loss account on a straight-line basis over the estimated useful lives of each part of an item of tangible fixed assets. Leased assets are depreciated over the shorter of the lease term and their useful lives. Land is not depreciated. The estimated useful lives are as follows:

- Freehold buildings 10-50 years
- Plant and machinery 15-30 years (less residual value based on estimates of scrap value)
- Fixtures, fittings and equipment 3-20 years
- Motor vehicles 4-5 years

Depreciation methods, useful lives and residual values are reviewed if there is an indication of a significant change since last annual reporting date in the pattern by which the Company expects to consume an asset's future economic benefits.

Revaluation

Power generating assets and the New Lawn Stadium are stated at fair value less any subsequent accumulated depreciation and impairment losses. Gains on revaluation are recognised in other comprehensive income and accumulated in a revaluation reserve. However, the increase is recognised in profit or loss to the extent that it reverses a revaluation decrease previously recognised in profit or loss. Losses arising on revaluation are recognised in other comprehensive income to the extent of any previously recognised revaluation increase accumulated in equity, in respect of that asset. Any excess is recognised in profit or loss.

1.8 Business combinations

Business combinations are accounted for using the purchase method as at the acquisition date, which is the date on which control is transferred to the entity.

At the acquisition date, the Group recognises goodwill at the acquisition date as:

- the fair value of the consideration (excluding contingent consideration) transferred; plus
- estimated amount of contingent consideration (see below); plus
- the fair value of the equity instruments issued; plus
- directly attributable transaction costs; less
- the net recognised amount (generally fair value) of the identifiable assets acquired and liabilities and contingent liabilities assumed.

When the excess is negative, this is recognised and separately disclosed on the face of the balance sheet as negative goodwill.

Notes (continued)

1 Accounting policies (continued)

Consideration which is contingent on future events is recognised based on the estimated amount if the contingent consideration is probable and can be measured reliably. Any subsequent changes to the amount are treated as an adjustment to the cost of investment. Where the consideration is related to transactions involving subsidiaries already within the Group, this is eliminated out on consolidation.

1.9 Intangible assets and goodwill and negative goodwill

Goodwill

Goodwill is stated at cost less any accumulated amortisation and accumulated impairment losses. Goodwill is allocated to cash-generating units or group of cash-generating units that are expected to benefit from the synergies of the business combination from which it arose.

Negative goodwill

Negative goodwill arising on business combinations in respect of acquisitions is included on the balance sheet and released to the profit and loss account in the periods in which the non-monetary assets arising on the same acquisition are recovered. Any excess exceeding the fair value of non-monetary assets acquired shall be recognised in profit or loss in the periods expected to benefit. The expected life of negative goodwill is 20 years, based upon the duration of the Purchase Price Agreements in place.

Development projects

Included in intangible assets are development energy generation assets and other projects which represent the costs incurred in bringing individual wind park projects and other assets to the consented stage. Expenditure on research into identifying suitable sites for and other initial costs incurred before site selection are expensed. Once site selection stage has been reached an option over the land is acquired.

Subsequent directly attributable costs, including attributable labour and overhead costs, planning application costs and environmental impact studies costs over the land in respect of which the interest is held are capitalised only if there is a clearly defined project, the expenditure is separately identifiable, the outcome of the project can be assessed with reasonable certainty, aggregate costs are expected to be exceeded by related future sales and adequate resources exist to enable the project to be completed.

Development generation assets and other projects are not amortised until the asset is substantially complete and ready for its intended use. At the time the planning permission is approved and the option is exercised the carrying value of the project is transferred to plant and equipment as assets under construction. Amortisation is over the expected useful life of the related operational asset. The asset is derecognised on disposal. Where planning permission is not granted or a decision is made not to acquire the land the related assets are written off.

Other intangible assets

Expenditure on internally generated goodwill and brands is recognised in the profit and loss account as an expense as incurred.

Contracts, player registrations, software, carbon foot printing and other intangibles that are acquired by the Company are stated at cost less accumulated amortisation and less accumulated impairment losses.

The cost of intangible assets acquired in a business combination are capitalised separately from goodwill if the fair value can be measured reliably at the acquisition date.

Notes (continued)

1 Accounting policies (continued)

Amortisation

Amortisation is charged to the profit or loss on a straight-line basis over the estimated useful lives of intangible assets. Intangible assets are amortised from the date they are available for use. The estimated useful lives are as follows:

- Brand name 15 years
- Players registrations over contract length
- Contracts over contract length
- Software 10 years

The basis for choosing these useful lives is a prudent assessment of the period in which the intangible will not require additional expenditure to refresh the brand.

1.9 Intangible assets and goodwill and negative goodwill (continued)

Goodwill is amortised on a straight line basis over its useful life. Goodwill has no residual value. The finite useful life of goodwill is estimated to be 5 years.

The Company reviews the amortisation period and method when events and circumstances indicate that the useful life may have changed since the last reporting date.

Goodwill and other intangible assets are tested for impairment in accordance with FRS 102 Section 27 *Impairment of assets* when there is an indication that goodwill or an intangible asset may be impaired.

1.10 Stocks

Stocks are stated at the lower of cost and estimated selling price less costs to complete and sell. Cost is based on the first-in first-out principle and includes expenditure incurred in acquiring the stocks, production or conversion costs and other costs in bringing them to their existing location and condition.

1.11 Impairment excluding stocks and deferred tax assets

Financial assets (including trade and other debtors)

A financial asset not carried at fair value through profit or loss is assessed at each reporting date to determine whether there is objective evidence that it is impaired. A financial asset is impaired if objective evidence indicates that a loss event has occurred after the initial recognition of the asset, and that the loss event had a negative effect on the estimated future cash flows of that asset that can be estimated reliably.

An impairment loss in respect of a financial asset measured at amortised cost is calculated as the difference between its carrying amount and the present value of the estimated future cash flows discounted at the asset's original effective interest rate. For financial instruments measured at cost less impairment an impairment is calculated as the difference between its carrying amount and the best estimate of the amount that the Company would receive for the asset if it were to be sold at the reporting date. Interest on the impaired asset continues to be recognised through the unwinding of the discount. Impairment losses are recognised in profit or loss. When a subsequent event causes the amount of impairment loss to decrease, the decrease in impairment loss is reversed through profit or loss.

Notes (continued)

1 Accounting policies (continued)

Non-financial assets

The carrying amounts of the entity's non-financial assets, other than stocks and deferred tax assets, are reviewed at each reporting date to determine whether there is any indication of impairment. If any such indication exists, then the asset's recoverable amount is estimated. The recoverable amount of an asset or cash-generating unit is the greater of its value in use and its fair value less costs to sell. In assessing value in use, the estimated future cash flows are discounted to their present value using a pre-tax discount rate that reflects current market assessments of the time value of money and the risks specific to the asset. For the purpose of impairment testing, assets that cannot be tested individually are grouped together into the smallest group of assets that generates cash inflows from continuing use that are largely independent of the cash inflows of other assets or groups of assets (the "cash-generating unit"). The goodwill acquired in a business combination, for the purpose of impairment testing is allocated to cash-generating units, (or "CGU") that are expected to benefit from the synergies of the combination. For the purpose of goodwill impairment testing, if goodwill cannot be allocated to individual CGUs or groups of CGUs on a non-arbitrary basis, the impairment of goodwill is determined using the recoverable amount of the acquired entity in its entirety, or if it has been integrated then the entire group of entities into which it has been integrated.

An impairment loss is recognised if the carrying amount of an asset or its CGU exceeds its estimated recoverable amount. Impairment losses are recognised in profit or loss. Impairment losses recognised in respect of CGUs are allocated first to reduce the carrying amount of any goodwill allocated to the units, and then to reduce the carrying amounts of the other assets in the unit (group of units) on a *pro rata* basis.

An impairment loss is reversed if and only if the reasons for the impairment have ceased to apply.

Impairment losses recognised in prior periods are assessed at each reporting date for any indications that the loss has decreased or no longer exists. An impairment loss is reversed only to the extent that the asset's carrying amount does not exceed the carrying amount that would have been determined, net of depreciation or amortisation, if no impairment loss had been recognised. Impairment losses associated with goodwill are not reversed.

1.12 Employee benefits

Defined contribution plans and other long-term employee benefits

A defined contribution plan is a post-employment benefit plan under which the Company pays fixed contributions into a separate entity and will have no legal or constructive obligation to pay further amounts. Obligations for contributions to defined contribution pension plans are recognised as an expense in the profit and loss account in the periods during which services are rendered by employees.

1.13 Provisions and Accruals

A provision or an accrual is recognised in the balance sheet when the entity has a present legal or constructive obligation as a result of a past event, that can be reliably measured and it is probable that an outflow of economic benefits will be required to settle the obligation. Provisions are recognised at the best estimate of the amount required to settle the obligation at the reporting date.

1.14 Turnover

Turnover comprises turnover from i) the sale of electricity and gas to industrial and commercial and domestic customers, ii) electricity generation and related renewable credits, iii) football club and iv) the sale of goods and services during the year.

Turnover from the sale of electricity and gas to customers is recognised when earned on the basis of a contractual agreement with the customer. It reflects the value of the volume supplied, including an estimated value of the volume supplied to customers, between the date of their last meter reading and the year end.

Turnover from electricity generation and renewable credits is recognised when power is supplied.

Sales of goods and services are recognised when goods are delivered and title has passed, along with the risks and rewards of ownership, or when the service has been performed.

Notes (continued)

1 Accounting policies (continued)

Forest Green Rovers Football Club Limited receives grant funding from the English Football League relating to individual football seasons, this is recognised on a straight-line basis over the football season period (August to May). Revenues from ticket sales, sponsorship, merchandise and food/beverages are also included within the turnover of the football club which are recognised as they occur.

1.15 Expenses

Operating lease

Payments (excluding costs for services and insurance) made under operating leases are recognised in the profit and loss account on a straight-line basis over the term of the lease unless the payments to the lessor are structured to increase in line with expected general inflation; in which case the payments related to the structured increases are recognised as incurred. Lease incentives received are recognised in profit and loss over the term of the lease as an integral part of the total lease expense.

Finance lease

Minimum lease payments are apportioned between the finance charge and the reduction of the outstanding liability using the rate implicit in the lease. The finance charge is allocated to each period during the lease term so as to produce a constant periodic rate of interest on the remaining balance of the liability. Contingent rents are charged as expenses in the periods in which they are incurred.

1.15 Expenses (continued)

Interest receivable and Interest payable

Interest payable and similar charges include interest payable, finance charges on shares classified as liabilities and finance leases recognised in profit or loss using the effective interest method, unwinding of the discount on provisions, and net foreign exchange losses that are recognised in the profit and loss account (see foreign currency accounting policy). Borrowing costs that are directly attributable to the acquisition, construction or production of an asset that takes a substantial time to be prepared for use, are capitalised as part of the cost of that asset.

Other interest receivable and similar income include interest receivable on funds invested and net foreign exchange gains.

Interest income and interest payable, including payments on bonds issued by Ecotricity Bonds Plc, are recognised in profit or loss as they accrue, using the effective interest method. Dividend income is recognised in the profit and loss account on the date the entity's right to receive payments is established. Foreign currency gains and losses are reported on a net basis.

Research and Development

Certain activities within the group relate to Research and Development, expenses are recognised as they are incurred. The Research and Development claim from HMRC was accounted for in the 2022 accounts, relating to 2021 tax returns.

1.16 Taxation

Tax on the profit or loss for the year comprises current and deferred tax. Tax is recognised in the profit and loss account except to the extent that it relates to items recognised directly in equity or other comprehensive income, in which case it is recognised directly in equity or other comprehensive income.

Current tax is the expected tax payable or receivable on the taxable income or loss for the year, using tax rates actually or substantively enacted at the balance sheet date, and any adjustment to tax payable in respect of previous years.

Notes *(continued)*

1 **Accounting policies** *(continued)*

Deferred tax is provided on timing differences which arise from the inclusion of income and expenses in tax assessments in periods different from those in which they are recognised in the financial statements. The following timing differences are not provided for: differences between accumulated depreciation and tax allowances for the cost of a fixed asset if and when all conditions for retaining the tax allowances have been met; and differences relating to investments in subsidiaries, associates and joint ventures to the extent that it is not probable that they will reverse in the foreseeable future and the reporting entity is able to control the reversal of the timing difference. Deferred tax is not recognised on permanent differences arising because certain types of income or expense are non-taxable or are disallowable for tax or because certain tax charges or allowances are greater or smaller than the corresponding income or expense.

Deferred tax is provided in respect of the additional tax that will be paid or avoided on differences between the amount at which an asset (other than goodwill) or liability is recognised in a business combination and the corresponding amount that can be deducted or assessed for tax. Goodwill is adjusted by the amount of such deferred tax.

Deferred tax is measured at the tax rate that is expected to apply to the reversal of the related difference, using tax rates enacted or substantively enacted at the balance sheet date. For non-depreciable assets that are measured using the revaluation model deferred tax is provided at the rates and allowances applicable to the sale of the asset. Deferred tax balances are not discounted.

Unrelieved tax losses and other deferred tax assets are recognised only to the extent that it is probable that they will be recovered against the reversal of deferred tax liabilities or other future taxable profits.

1.17 **Forward contracts for the purchase of energy**

These contracts are entered into and continue to be held for the purpose of the receipt or delivery of electricity and gas in accordance with the entity's expected usage requirements. These contracts are not settled net in cash and are not settled with another financial instrument. As such these contracts are not accounted for as financial instruments.

Notes (continued)

2 Turnover

Turnover consists of sales wholly in the United Kingdom arising on the following activities:

	2022 £'000	2021 £'000
Electric and gas supply	337,625	240,093
Electricity generation and related renewable energy credits	1,507	1,695
Football club	4,113	3,291
Other goods and services	3,021	2,452
	<u>346,266</u>	<u>247,531</u>

3 Other operating income

	2022 £'000	2021 £'000
FiT administration income	2,722	2,729
Grants	179	13
Coronavirus job retention scheme	77	1,536
Other income	743	119
	<u>3,721</u>	<u>4,397</u>

4 Operating profit/(loss)

Included in profit/(loss) are the following:

	2022 £'000	2021 £'000
Depreciation of tangible fixed assets	11,306	14,737
Impairment of tangible fixed assets	4,845	261
Operating lease expenses	511	923
Amortisation of intangible fixed assets	2,292	412
Impairment of intangible fixed assets	2,526	(114)
Change in fair value of investment	1,546	(4,535)
Net loss/(gain) on disposal of tangible fixed assets	(2,647)	205
	<u></u>	<u></u>

Auditor's remuneration:

	2022 £'000	2021 £'000
Audit of these financial statements	69	69
Amounts receivable by the current auditors and their associates in respect of:		
Audit of financial statements of subsidiaries pursuant to legislation	131	131
	<u></u>	<u></u>

There were no non-audit services provided by the auditor in 2022.

Notes (continued)

5 Staff numbers and costs

The average number of persons employed by the Group (including directors) during the year, analysed by category, was as follows:

	Group 2022	Group 2021
Administration	574	611
Football club	73	64
	<u>647</u>	<u>675</u>

The Company had no staff in the year.

The aggregate payroll costs of these persons were as follows:

	Group 2022 £'000	Group 2021 £'000
Wages and salaries	17,960	22,638
Social security costs	1,965	2,224
Other pension costs	981	1,207
	<u>20,906</u>	<u>26,069</u>

The Company had no staff costs in the year.

6 Remuneration of key management personnel

	2022 £'000	2021 £'000
Key management's remuneration	1,525	1,456
Company contributions to money purchase pension plans	25	65
	<u></u>	<u></u>

The aggregate of remuneration and amounts receivable under long term incentive schemes of the highest paid key management personnel was £317,544 (2021: £260,000), and company pension contributions of £11,000 (2021: £14,000) were made to a money purchase scheme on their behalf.

7 Interest receivable and similar income

	2022 £'000	2021 £'000
Bank interest receivable	8	42
	<u></u>	<u></u>

Notes (continued)

8 Interest payable and similar charges

	2022 £'000	2021 £'000
On bank loans and overdrafts	2,932	3,725
On Eco bonds	2,692	2,776
	<u>5,621</u>	<u>6,501</u>

9 Taxation

Total tax expense recognised in the profit and loss account, other comprehensive income and equity

	£'000	2022 £'000	£'000	2021 £'000
<i>Current tax</i>				
Current tax on income for the year		3,754		-
Adjustments in respect of prior periods		1		37
		<u>3,755</u>		<u>37</u>
<i>Deferred tax (see Note 20)</i>				
Origination and reversal of timing differences	1,742		(6,741)	
Adjustments in respect of prior periods	664		(202)	
Effect of tax rate change on opening balance	4,931		-	
		<u>7,337</u>		<u>(6,943)</u>
Total tax		<u>11,092</u>		<u>(6,906)</u>

	£'000	2022 £'000	£'000	£'000	2021 £'000	£'000
	Current tax	Deferred tax	Total tax	Current tax	Deferred tax	Total tax
Recognised in Profit and loss account	3,755	7,133	10,888	37	(6,500)	(6,463)
Recognised in other comprehensive income	-	204	204	-	(443)	(443)
Recognised directly in equity	-	-	-	-	-	-
	<u>3,755</u>	<u>7,337</u>	<u>11,092</u>	<u>37</u>	<u>(6,943)</u>	<u>(6,906)</u>

Notes (continued)

9 Taxation (continued)

Reconciliation of effective tax rate

The tax assessed for the year is lower than (2021: lower than) the standard rate of corporation tax in the UK of 19% (2021: 19%). The differences are explained below:

	2022 £'000	2021 £'000
Profit/(loss) for the year	39,624	(4,456)
Total tax (credit)/charge	10,888	(6,463)
Profit/(loss) excluding taxation	50,512	(10,919)
Tax using the UK corporation tax rate of 19% (2020: 19%)	9,597	(2,078)
Change in fair value of strategic investment	-	-
Fixed asset differences	(2,134)	527
Expenses not deductible for tax purposes	1,970	(497)
Income not taxable for tax purposes	(6,320)	(3,998)
Capital gains/(losses)	3	-
Adjustments in respect of prior periods	1	(165)
Adjustments in respect of prior periods (deferred tax)	664	-
Current year losses for which no deferred tax asset was recognised	3,283	(696)
Remeasurement of deferred tax for changes in tax rates	4,002	-
Deferred tax charged directly to other comprehensive income	(204)	443
Other permanent differences	26	1
Total tax expense/(credit) included in profit or loss	10,888	(6,463)

In the March 2021 Budget statement it was announced that the main rate of corporation tax would increase to 25% from 1 April 2023. This announced change was substantively enacted by the balance sheet date and therefore its effects have been included within the financial statements.

Notes (continued)

10 Intangible assets and goodwill

Group	Goodwill £'000	Contracts £'000	Negative goodwill £'000	Development assets £'000	Brand name £'000	Players' registration £'000	Software £'000	Carbon Foot printing £'000	Total £'000
Cost									
Opening 1 st May	347	486	(2,298)	6,159	3,330	84	9,337	25	17,470
Restatement	-	(95)	-	(761)	66	53	5,768	-	5,031
Additions	-	-	-	7,365	10	-	94	-	7,469
Disposals	-	(391)	-	-	(50)	(53)	(10,306)	-	(10,800)
Transfers	-	-	-	-	-	-	7,883	-	7,883
At end of year	347	-	(2,298)	12,763	3,356	84	12,776	25	27,053
Amortisation									
Opening 1 st May	347	250	(574)	3,043	2,960	62	448	22	6,558
Restatement	-	(95)	-	(616)	2	52	8,295	-	7,638
Charge in year	-	5	(115)	-	223	20	2,156	3	2,292
Disposals	-	(160)	-	-	-	(53)	(9,639)	-	(9,851)
Impairment	-	-	-	2,526	-	-	-	-	2,526
Transfers	-	-	-	-	-	-	3,962	-	3,962
At end of year	347	-	(689)	4,953	3,185	82	5,222	25	13,125
Net book value									
At 30 April 2022	-	-	(1,609)	7,810	171	2	7,554	-	13,928
At 30 April 2021	-	236	(1,724)	3,116	370	22	8,889	3	10,912

The opening balance has been restated to reflect the value of assets held by the Group by (£2,607,000). An equivalent adjustment has been processed through tangible fixed assets. The difference between these amounts has been processed through the profit and loss account in the current year.

Amortisation and impairment charges are recognised as follows in the profit and loss account: £4,818,000 (2021: £298,000) in administrative expenses.

The Company had no intangible assets in the year.

Notes (continued)

11 Tangible fixed assets

<i>Group</i>	Freehold land and buildings (Historic Cost) £'000	Freehold land and buildings (Revaluation) £'000	Plant and machinery (Historic cost) £'000	Plant and machinery (Revaluation) £'000	Fixtures, fittings and equipment £'000	Motor vehicles £'000	Assets in course of construction £'000	Total £'000
<i>Cost or valuation</i>								
Opening 1 st May	13,460	2,600	19,538	146,140	21,172	1,422	3,593	207,925
Restatement	(248)	99	(8,709)	8,292	(8,232)	(6)	2,298	(6,506)
Additions	-	-	3,023	-	392	94	1,491	5,000
Disposals	(1,209)	-	(173)	-	(178)	(19)	(2,031)	(3,610)
Revaluations	-	-	-	(38,947)	-	-	-	(38,947)
Transfers	-	-	110	-	(4,552)	-	(3,331)	(7,773)
At end of year	12,003	2,699	13,789	115,485	8,602	1,491	2,020	156,089
<i>Depreciation</i>								
Opening 1 st May	3,244	317	5,071	19,655	18,449	1,124	-	47,860
Restatement	(433)	53	(1,713)	1,278	(8,125)	94	-	(8,845)
Charge for year	114	58	1,426	8,735	872	101	-	11,306
On disposals	(438)	-	(55)	-	(122)	(19)	-	(633)
Impairments	-	-	4,845	-	-	-	-	4,845
Revaluations	-	-	-	(29,668)	-	-	-	(29,668)
Transfers	-	-	110	-	(3,964)	-	-	(3,854)
At end of year	2,487	428	9,684	-	7,110	1,300	-	21,009
<i>Net book value</i>								
At 30 April 2022	9,516	2,271	4,105	115,485	1,491	191	2,020	135,080
At 30 April 2021	10,216	2,283	14,467	126,485	2,723	298	3,593	160,065

The opening balance has been restated to reflect the value of assets held by the Group by £2,339,000. An equivalent adjustment has been processed through intangible fixed assets. The difference between these amounts has been processed through the profit and loss account in the current year.

Included in the total net book value of freehold land and buildings is £80,000 (2021: £80,000) in respect of land which is not depreciated.

Included in the total net book value of fixtures, fittings and equipment is £616,000 (2021: £619,000) in respect of assets that were held under finance leases and similar hire purchase contracts. Depreciation for the year on these assets was £161,000 (2021: £270,000).

Revaluation

An internal valuation of plant and machinery was performed by the Directors as at 30 April 2022 based on the asset's forecasted discounted future cash flow. See note 27.

Notes (continued)

11 Tangible fixed assets (continued)

The following information relates to tangible fixed assets carried on the basis of revaluations.

	Freehold buildings		Plant and Machinery	
	2022 £'000	2021 £'000	2022 £'000	2021 £'000
At full valuation	2,699	2,600	115,485	150,046
Aggregate depreciation thereon	(428)	(265)	-	(19,655)
Net book value	2,271	2,335	115,485	130,391
Historical cost of revalued assets	1,722	1,722	92,790	92,790
Aggregate depreciation thereon	(371)	(337)	(38,195)	(35,041)
Historical cost net book value	1,351	1,385	54,595	57,749

The Company had no tangible fixed assets in the year.

12 Fixed asset investments

Group	Interests in associated undertakings £'000	Other listed investments £'000	Other investments £'000	Total £'000
Cost or valuation				
At beginning of year	632	11,734	10	12,376
Additions	-	565	-	565
Disposals	(632)	-	(10)	(642)
Change in fair value	-	(1,546)	-	(1,546)
At end of year	-	10,753	-	10,753
Provisions				
At beginning of year	107	-	-	107
Share of (profit)/loss from associate	(107)	-	-	(107)
At end of year	-	-	-	-
Net book value				
At 30 April 2022	-	10,753	-	10,753
At 30 April 2021	525	11,728	10	12,263

In June 2021 the Group fully disposed of its associate The Electric Highway Company Limited.

Notes (continued)

12 Fixed asset investments (continued)

Other listed investments have been revalued to their fair value at the balance sheet date resulting in a loss through the profit and loss account.

<i>Company</i>	Shares in subsidiary undertakings £'000
<i>Cost or valuation</i>	
At beginning of year	6,017
Additions	-
Disposals	-
At end of year	6,017
<i>Net book value</i>	
At 30 April 2022	6,017
At 30 April 2021	6,017

The undertakings in which the Company's interest at the year-end is more than 20% are as follows:

<i>Subsidiary undertakings</i>	<i>Company number</i>	<i>Country of incorporation</i>	<i>Principal activity</i>	<i>Class and percentage of shares held</i>	
Alveston Wind Park Limited ¹	6231505	UK	Wind park	Ordinary	100%
Ballymena Wind Park Limited ^{1, 2}	6697374	UK	Wind park	Ordinary	100%
Bambers Wind Park Limited ^{1, 2}	3860584	UK	Wind park	Ordinary	100%
Bristol Port Wind Park Limited ^{1, 2}	5416579	UK	Wind park	Ordinary	100%
Cardiff Wind Park Limited ^{1, 2}	6211148	UK	Wind park	Ordinary	100%
Dagenham Wind Park Limited ^{1, 2}	3530168	UK	Wind park	Ordinary	100%
Dalby Wind Park Limited ^{1, 2}	6559922	UK	Wind park	Ordinary	100%
Dundee Merchant Wind Park Limited ^{1, 2}	4364643	UK	Wind park	Ordinary	100%
Ecotech Wind Park Limited ^{1, 2}	3538096	UK	Wind park	Ordinary	100%
Fen Farm Solar Park Limited ^{1, 2}	6211102	UK	Solar park	Ordinary	100%
Fen Farm Wind Park Limited ^{1, 2}	5416570	UK	Wind park	Ordinary	100%
Galsworthy Wind Park Limited ^{1, 2}	6231489	UK	Wind park	Ordinary	100%
Green Park Wind Park Limited ^{1, 2}	3530169	UK	Wind park	Ordinary	100%
Heck Fen Wind Park Limited ^{1, 2}	8323021	UK	Wind park	Ordinary	75.1%
Kings Lynn Wind Park Limited ¹	5778700	UK	Wind park	Ordinary	100%
Lynch Knoll Wind Park Limited ^{1, 2}	3082227	UK	Wind park	Ordinary	100%
Merchant Wind Park (East Kilbride) Limited ^{1, 2}	3820286	UK	Wind park	Ordinary	100%
Mablethorpe Wind Park Limited ^{1, 2}	4017489	UK	Wind park	Ordinary	100%
Pollington Wind Park Limited ¹	5860765	UK	Wind park	Ordinary	100%
Sandy Wind Turbine Limited ¹	6231495	UK	Wind park	Ordinary	100%
Shooters Bottom Wind Park Limited ^{1, 2}	4004619	UK	Wind park	Ordinary	100%
Somerton Wind Park Limited ^{1, 2}	3538134	UK	Wind park	Ordinary	100%
Swaffham Windpark Limited ^{1, 2}	4129172	UK	Wind park	Ordinary	100%
Worksop Wind Park Limited ^{1, 2}	5922477	UK	Wind park	Ordinary	100%
B S Green Energy Limited ^{1, 2}	9360064	UK	Gas mill	Ordinary	100%

Notes (continued)

12 Fixed asset investments (continued)

The undertakings in which the Company's interest at the year-end is more than 20% are as follows:

<i>Subsidiary undertakings</i>	Company number	Country of incorporation	Principal activity	Class and percentage of shares held	
Ecotricity (Alveston) Limited ¹	11335772	UK	Holding company	Ordinary	100%
Ecotricity Generation Limited ¹	3117225	UK	Holding company	Ordinary	100%
Ecotricity Group Limited	3521776	UK	Holding company	Ordinary	100%
Ecotricity Holding Company Limited ¹	11099404	UK	Holding company	Ordinary	100%
Ecotricity Merchant Holdings Limited ¹	10777900	UK	Holding company	Ordinary	100%
Ecotricity New Ventures Limited ²	11099389	UK	Holding company	Ordinary	100%
Ecotricity Solar (Borrower) Limited ^{1, 2}	12473398	UK	Holding company	Ordinary	100%
Ecotricity Solar (Holdco) Limited ^{1, 2}	12463635	UK	Holding company	Ordinary	100%
Ecotricity Wind and Sun Parks (Holding) Limited ¹	9283903	UK	Holding company	Ordinary	100%
Ecotricity Wind and Sun Parks (Issuing) Limited ¹	9286545	UK	Holding company	Ordinary	100%
Green Britain Group Holding Company Limited ^{1, 2}	13220251	UK	Holding company	Ordinary	100%
Next Generation Wind Holdings Limited ^{1, 2}	4776116	UK	Holding company	Ordinary	100%
New Power Company Limited ^{1, 2}	4228063	UK	Holding company	Ordinary	100%
Wind Holdings Nord Limited ^{1, 2}	6305025	UK	Holding company	Ordinary	100%
Britwind Limited ^{1, 2}	9040997	UK	Manufacturing	Ordinary	100%
Devil's Kitchen Limited ^{1, 2}	11656886	UK	Food production	Ordinary	100%
Ecotalk Limited ^{1, 2}	7442414	UK	Telecoms	Ordinary	100%
Ecotopia Limited ^{1, 2}	5249772	UK	Retail	Ordinary	93.6%
Ecotricity Bonds plc	7368912	UK	Financing	Ordinary	100%
Ecotricity Limited ¹	3043412	UK	Utilities supplier	Ordinary	100%
Forest Green Rovers Football Club Limited	6748691	UK	Football club	Ordinary	96.8%
Forest Green Sun Company Limited ^{1, 2}	9290653	UK	Rooftop solar	Ordinary	100%
The Sky Mining Company Limited ^{1, 2}	10153702	UK	Manufacturing	Ordinary	75%
Ecotricity (Smart Grid) Limited ^{1, 2}	11574520	UK	Smart grid	Ordinary	100%

Notes (continued)

12 Fixed asset investments (continued)

	Company number	Country of incorporation	Principal activity	Class and percentage of shares held	
<i>Subsidiary undertakings (continued)</i>					
Bicker Fen Energy Storage Limited ¹	04300047	UK	Dormant	Ordinary	100%
Carbon Bank Limited ¹	12383977	UK	Dormant	Ordinary	100%
Carbonaid Limited ¹	05290055	UK	Dormant	Ordinary	100%
Dulater Hill Wind Park Limited ¹	06439166	UK	Dormant	Ordinary	100%
Eco Cars Limited ¹	06977581	UK	Dormant	Ordinary	100%
Ecobank Limited ¹	05289910	UK	Dormant	Ordinary	100%
Ecotility Limited ¹	07000501	UK	Dormant	Ordinary	100%
Ecotricity (Berkeley Storage) Limited ¹	11757293	UK	Dormant	Ordinary	100%
Ecotricity (Bulkworthy Solar) Limited ¹	11631730	UK	Dormant	Ordinary	100%
Ecotricity (Butts Field) Limited ¹	11631950	UK	Dormant	Ordinary	100%
Ecotricity (Chalton) Limited ¹	11631831	UK	Dormant	Ordinary	100%
Ecotricity (Cooles Farm Solar) Limited ¹	13476758	UK	Dormant	Ordinary	100%
Ecotricity (Dalby Solar) Limited ¹	11631817	UK	Dormant	Ordinary	100%
Ecotricity (Heck Fen Solar) Limited ¹	13225224	UK	Dormant	Ordinary	100%
Ecotricity (Leechpool) Limited ¹	11855335	UK	Dormant	Ordinary	100%
Ecotricity (Lodge Farm Solar) Limited ¹	11757440	UK	Dormant	Ordinary	100%
Ecotricity (Sparsholt Gasmill) Limited ¹	10716387	UK	Dormant	Ordinary	100%
Ecotricity De France Limited ¹	07000481	UK	Dormant	Ordinary	100%
Eco Park J13 Ltd ¹	11306140	UK	Dormant	Ordinary	100%
Ecowater Limited ¹	04776319	UK	Dormant	Ordinary	100%
Microtricity Limited ¹	05416578	UK	Dormant	Ordinary	100%
Underpowered Limited ¹	12727651	UK	Dormant	Ordinary	100%
Ecotricity (Vegan Supplies) Limited ¹	12337157	UK	Dormant	Ordinary	100%
Upper Sonachan Wind Park Limited ¹	09800322	UK	Dormant	Ordinary	100%
The Green Britain Academy Limited ¹	13578078	UK	Dormant	Ordinary	100%
GreenCode Sustainability Limited ¹	13573431	UK	Dormant	Ordinary	100%
Ecotricity Biz Limited ¹	13796549	UK	Dormant	Ordinary	100%
Ecotricity Trading Limited ¹	13716684	UK	Dormant	Ordinary	100%

Note 1 – shares held by a subsidiary company

All companies are registered at Lion House, Rowcroft, Stroud, Gloucestershire, GL5 3BY.

Note 2 – Green Britain Group Limited has provided the necessary parental guarantees under section 479A of the Companies Act 2006 to enable the companies listed exemption from audit.

13 Stocks

Group	2022 £'000	2021 £'000
Raw materials and consumables	1,073	945
Work in progress	69	266
Finished goods and goods for resale	444	168
	<u>1,586</u>	<u>1,379</u>

The Company held no stocks in the year.

Notes (continued)

14 Debtors

	Group 2022 £'000	Group 2021 £'000	Company 2022 £'000	Company 2021 £'000
<i>Due within one year:</i>				
Trade debtors	48,263	33,673	-	-
Other debtors	10,069	3,907	-	-
Prepayments and accrued income	55,251	42,205	-	-
	<u>113,583</u>	<u>79,785</u>	<u>-</u>	<u>-</u>

Included within other debtors is £100 (2021: £100) of loans to directors (see Note 25). These loans are interest free and are repayable on reasonable demand.

15 Cash and bank overdrafts

<i>Group</i>	Group 2022 £'000	Group 2021 £'000
Cash at bank and in hand	70,825	14,497
Bank overdrafts	-	(1,489)
Cash and cash equivalents per cash flow statement	<u>70,825</u>	<u>13,008</u>

Included in the Group's cash and cash equivalents balance is £29,019,000 (2020: £10,662,000) which is held in restricted accounts as dictated by external financing covenants. Although the Group can access the cash the Directors do not intend to use the restricted amounts.

The Company had no cash in the year.

Notes (continued)

16 Creditors: amounts falling due within one year

	Group 2022 £'000	Group 2021 £'000	Company 2022 £'000	Company 2021 £'000
Bank loans and overdrafts (see Note 18)	15,030	16,873	-	-
Bondholders (see Note 18)	44,230	45,825	-	-
Trade creditors	5,936	4,720	-	-
Amounts owed to group undertakings	-	-	5,999	5,999
Taxation and social security	3,894	4,160	-	-
Other creditors	24,809	9,570	-	-
Accruals and deferred income	84,075	59,455	-	-
Finance leases (see Note 18)	649	270	-	-
Corporation tax	4,050	385	-	-
	<u>182,673</u>	<u>141,258</u>	<u>5,999</u>	<u>5,999</u>

Included within other creditors is £19,936,000 (2021: £3,455,000) of loans from directors (see Note 25). These loans are interest free and are repayable on reasonable demand.

17 Creditors: amounts falling due after more than one year

	Group 2022 £'000	Group 2021 £'000
Bank loans (see Note 18)	51,252	62,923
Finance leases (see Note 18)	79	443
	<u>51,331</u>	<u>63,366</u>

The Company had no creditors due after more than one year in either year.

Notes (continued)

18 Interest-bearing loans and borrowings

This Note provides information about the contractual terms of the Group's and parent company's interest-bearing loans and borrowings, which are measured at amortised cost.

	Group 2022 £'000	Group 2021 £'000
Creditors falling due after more than one year		
Bank loans	51,252	62,923
Bondholders	-	-
Finance leases	79	443
	<hr/> 51,331	<hr/> 63,366
Creditors falling due within less than one year		
Bank loans	15,030	15,384
Bank overdrafts	-	1,489
Finance leases	649	270
Bondholders	44,230	45,825
	<hr/> 59,909	<hr/> 62,968
Total interest-bearing loans and borrowings	<hr/> 111,240	<hr/> 126,334
	<hr/>	<hr/>
	Group 2022 £'000	Group 2021 £'000
Coronavirus large business interruption loan scheme	9,375	15,000
Wind and solar park construction loan 1	5,679	5,296
Wind and solar park construction loan 2	3,440	3,654
Wind and solar park construction loan 3	16,599	17,473
Wind and solar park construction loan 4	27,826	33,095
Other bank loans	3,363	3,789
	<hr/> 66,282	<hr/> 78,307
Bank overdrafts	<hr/> -	<hr/> 1,489
Finance leases	<hr/> 728	<hr/> 713
Eco Bond 1	7,849	7,988
Eco Bond 2	6,881	7,109
Eco Bond 3	15,491	16,299
Eco Bond 4	14,009	14,429
	<hr/> 44,230	<hr/> 45,825
	<hr/> 111,240	<hr/> 126,334
	<hr/>	<hr/>

The Company had no interest-bearing loans and borrowings in either year.

Notes (continued)

18 Interest-bearing loans and borrowings (continued)

Bank loans

The Group had the following loans on 30 April 2022 totalling £66,282,000:

	Group 2022 £'000	Group 2021 £'000	Entered into	Instalments continue to	Interest rate
Coronavirus Large Business Interruption Loan	9,375	15,000	2021	2023	2.7% Effective
Construction loan 1	5,755	5,331	2019 & 2021	2033	3.23% Effective
Construction loan 2	3,503	3,757	2018 & 2020	2033	3.8% to 4.4%
Construction loan 3	17,068	18,056	2016	2034	4.2% Fixed
Construction loan 4	28,853	34,576	2015	2031	4.0% Fixed
Mortgage	3,363	3,789		2029	BOE base +3.0%
Less capitalised loan fees	(1,635)	(2,202)			
	<u>66,282</u>	<u>78,307</u>			

In accordance with FRS102.11.13, capitalised loan issue costs of £2,310,000 (2021: £2,310,000) have been presented as a reduction to the proceeds of the construction loans and are being amortised over the loan periods.

The bank loans are secured on the wind parks or property to which they relate.

The maturity of the bank loans is as follows:

	Group 2022 £'000	Group 2021 £'000
Less than one year	15,435	13,326
Between one and five years	29,202	38,134
Over five years	23,280	29,049
	<u>67,917</u>	<u>80,509</u>
Less loan issue costs	(1,635)	(2,202)
	<u>66,282</u>	<u>78,307</u>

Notes (continued)

18 Interest-bearing loans and borrowings (continued)

Eco Bonds

The Eco Bonds currently in issue of £44.2 million are part of the original issue of £51.8 million in the six years since 2010. Key information relating to each bond issue is as follows:

	Bond 1	Bond 2	Bond 3	Bond 4
Date raised	16 December 2010	16 December 2011	16 December 2015	16 December 2016
Value raised	£10 million	£10 million	£17.3 million	£14.5 million
Coupon payable	7.0%	6.0%	5.5%	4.5%
Additional for Ecotricity customers	0.5%	0.5%	0.5%	0.5%
Interest payment frequency	6 months	6 months	6 months	6 months
Final Repayment Date	16 December 2014	16 December 2015	16 December 2020	16 December 2021

The following applies to all Bonds:

- Interest is payable every six months up to and including the date on which the bonds are redeemed.
- The Company may pre-pay all or any of the bonds at any time after the Final Repayment Date
- Bondholders may, on six months' notice, at their option redeem the bonds on the later of the Final Repayment Date or any subsequent anniversary thereof.

The following information applies to the 2022 redemption cut off date:

	Bond 1	Bond 2	Bond 3	Bond 4	Total
Redemption notice cut off date	30 June 2022	16 June 2022	16 June 2022	16 June 2022	
Valid repayment requests	£296,000	£253,000	£705,500	£1,005,500	£2,260,000

This compares to 2021:

Valid repayment requests	£106,500	£225,500	£751,500	£422,500	£1,506,000
--------------------------	----------	----------	----------	----------	------------

The maturity of the bonds is as follows:

	Group 2022 £'000	Group 2021 £'000
Less than one year	44,230	45,843
	<hr/>	<hr/>
	44,230	45,843
Less loan issue costs	-	(18)
	<hr/>	<hr/>
	44,230	45,825
	<hr/>	<hr/>

Notes (continued)

19 Financial Instruments

The financial instruments are as follows:

	Group 2022 £'000	Group 2021 £'000	Company 2022 £'000	Company 2021 £'000
Financial assets				
Financial assets held at amortised cost	115,169	79,806	6,017	6,017
Financial assets held at fair value	70,825	14,497	-	-
	<u>185,994</u>	<u>94,303</u>	<u>6,017</u>	<u>6,017</u>
Financial liabilities				
Financial liabilities held at amortised cost	(230,004)	(204,606)	(5,999)	(5,999)
	<u>(230,004)</u>	<u>(204,606)</u>	<u>(5,999)</u>	<u>(5,999)</u>

20 Deferred tax assets and liabilities

	Group £'000	Company £'000
Deferred taxation		
At beginning of year	12,008	-
Correction to prior year	(5)	-
Charge/(credit) to profit and loss for the year (see Note 9)	7,133	-
Charge to other comprehensive income for the year (see Note 9)	204	-
	<u>19,340</u>	<u>-</u>
At end of year		

The elements of deferred taxation are as follows:

	Group 2022 £'000	Group 2021 £'000	Company 2021 £'000
Asset revaluations and accelerated capital allowances	23,545	20,888	-
Short term timing differences	(5)	-	-
Tax losses carried forward and other deductions	(4,200)	(8,880)	-
	<u>19,340</u>	<u>12,008</u>	<u>-</u>
Tax liabilities/(assets)			

Deferred tax assets of £2,246,000 (2021: £4,580,000) have not been recognised because they are trapped in loss-making companies.

Notes (continued)

21 Capital and reserves

Share capital

	2022 £'000	2021 £'000
<i>Allotted, called up and fully paid</i>		
18,000 ordinary shares of £1.00 each	18	18

The holders of ordinary shares are entitled to receive dividends as declared from time to time and are entitled to one vote per share at meetings of the Company.

Revaluation reserve

Where tangible fixed assets are revalued, the cumulative increase in the fair value in excess of any previous impairment losses is included in the revaluation reserve.

Merger reserve

Where group reconstructions meet the criteria for merger relief any differences in equity are recognised in the merger reserve.

Profit and loss reserve

The cumulative profits of the business which have not been distributed to the shareholders as dividends.

22 Employee benefits

Defined contribution pension scheme

The Group operates a defined contribution pension scheme. The pension cost charge for the year represents contributions payable by the Group to the scheme and amounted to £981,000 (2021: £1,207,000). There were no outstanding or prepaid contributions at either the beginning or end of the financial year.

23 Commitments

Capital commitments

There was £25,272,000 of capital commitments at the end of the financial year (2021: £Nil).

Notes (continued)

24 Operating leases

Non-cancellable operating lease rentals are payable as follows:

	Group 2022 £'000	Group 2021 (restated) £'000
Less than one year	153	254
Between one and five years	368	415
More than five years	2,859	2,969
	<hr/> 3,380 <hr/>	<hr/> 3,638 <hr/>

For several of the wind park sites, rental payments are based on a percentage of revenue and as such are contingent. Where there is no specified minimum rent and no obligation on the company to generate electricity, the minimum lease payments are £nil.

Comparatives have been restated to remove contingent rentals from the future minimum lease payments.

During the year £511,000 was recognised as an expense in the profit and loss account in respect of operating leases (2021: £794,000).

25 Related party disclosures

Group

At 30 April 2022, the balance owed by the Company to D Vince is £19,936,000 (2021: £3,455,000), which is classified in other creditors (see Note 16). The balance is interest-free and is repayable on reasonable demand.

Charitable donations were made during the year to two charities of which one of the directors is also a Director of the Company. £186,000 was donated to the Green Britain Foundation (2021: £7,000) and £17,000 to Sustainability in Sport Foundation (2021: £41,000).

At 30 April 2022, the Group were owed £54,000 (2021: £54,000) from the Green Britain Foundation, which is classified in other debtors (see Note 14). The balance is interest-free and is repayable on reasonable demand.

Company

At 30 April 2022, the balance owed to the Company from D Vince is £100 (2021: £100), which is classified in other debtors (see Note 14). The balance is interest-free and is repayable on reasonable demand.

The Company has taken advantage of the exemption contained in FRS 102.33 and has not disclosed transactions or balances with wholly owned subsidiaries which form part of the group.)

26 Ultimate controlling party

The Company is controlled by D Vince, a director and only shareholder of the Company. The Directors are the ultimate controlling parties.

The largest and smallest group in which the results of the Company are consolidated are these financial statements, headed by Green Britain Group Limited. No other financial statements include the results of the Company.

Notes (continued)

27 Accounting estimates and judgements

In the application on the Company's accounting policies, which are described in Note 1, the directors are required to make judgements, estimates and assumptions about carrying amounts of assets and liabilities that are not readily apparent from other sources. The estimates and associated assumptions are based on historic experience and other factors considered to be relevant. Actual results may differ from these estimates.

The estimates and underlying assumptions are reviewed on an ongoing basis. Revisions to accounting estimates are recognised in the period in which the estimate is revised if the revision affects only that period, or in the period of the revision and future periods if the revision affects both current and future periods.

Critical accounting judgements in applying the Group and Company's accounting policies

Generation asset valuation

The Group's power generating assets are stated at fair value less any subsequent accumulated depreciation and impairment losses with a quarter residual value assumed. An internal valuation of plant and machinery was performed by Directors as at 30 April 2022 based on the asset's forecasted discounted future cash flow. The future cash flow model assumes that the historic generation levels recorded by the asset over its life will continue subject to an appropriate forecast degradation level. Expenditure patterns are assumed to be consistent with expected inflationary increases and with expected maintenance works taken into account. The discount rate has been calculated in reference to available industry data. The assumed residual value reflects the value of the lease, the length of which are typically 30 years or the length of the lease if shorter.

External valuations are performed with sufficient frequency to ensure that the carrying value does not differ materially from the fair value at the end of the reporting period which is normally deemed to be 5 years.

The carrying amount relating to power generating assets is £115,484,000 (2021: £126,485,000).

Ecotricity Limited unbilled income

Turnover calculated from energy sales includes an estimate of the value of the electricity or gas supplied to customers between the date of their last meter reading and the end of the reporting period. This is estimated using historical consumption patterns and data available. The total of accrued revenue relating to unbilled energy at the year-end is £ 51,972,000 (2021: £40,077,000), which is stated after a provision of £15,138,000 (2021: £9,712,000). There are a number of judgements and estimates in calculating the level of accrued revenue – these include:

- The accuracy of the data available
- The age of any unbilled consumption
- The nature of the customer
- The likelihood of recovery of any unbilled amounts from the customer.

Bad debt provision

The Group provides for debts which are deemed to be irrecoverable. The provision is estimated by considering the ageing of the debts as well as payment method and assessing the likelihood of recoverability of specific debts. The likelihood is judged against historic patterns of recoverability. The carrying value of the provision at year end was £22,410,000 (2021: £10,350,000).

Notes (continued)

27 Accounting estimates and judgements (continued)

Intangibles

Development costs for individual development projects are only capitalised as an intangible asset if the criteria to capitalise development expenditure set by FRS 102 Section 18 are met by the project. If the criteria are not met by the project then the development costs are expensed during the year to the profit and loss account.

The Directors review each project individually to assess whether they still comply with the criteria to capitalise development expenditure set by FRS 102 Section 18. If the criteria are no longer met due to new developments or events during the year, then the total capitalised development costs to date for that project are fully impaired. Indicators of impairment can be a rejection of planning permission, a negative outcome from an environmental impact study or if the development costs exceed the forecast future economic benefits.

Share classification

The shares in Good Energy Plc have remained classed as other listed investments as the presumption of the shares being an associate was rebutted as significant influence could not be demonstrated due to:

- No representation on the board
- No influence over strategic decisions

Investment impairment

The company makes an estimate of the recoverable value of investments. When assessing impairment of investments, management considers factors including the current net asset value of the investment entity, its projected future cash flows and historical experience. See note 12 for the net carrying amount of the fixed asset investments.

Manufacturing plant & machinery valuation

The group makes an estimate of the recoverable value of bespoke manufacturing plant & machinery. Management forecast the discounted future cashflows to assess the requirement of any impairment to these assets. Due to the bespoke nature of the assets, management have taken into account information provided by independent experts to ensure that the underlying assumptions about the market and price are reasonable. Management has taken the decision to impair the value of these assets to £nil at 30 April 2022 (2021: £4,759,000).

28 Events after the balance sheet date

Since 30 April 2022 the share price of Ecotricity Group Limited's investment in Good Energy Plc has fallen from £2.45 to £1.80. As a result the carrying amount in the accounts of £10,752,601 has subsequently fallen to £7,899,871.

Other than those already listed, the Directors are not aware of any further matters or circumstances that have significantly affected or may significantly affect the Group.