

**West London Energy Recovery
Holdings Limited**

Annual report and financial statements

Registered number 08586824

Year ended to 31 March 2023

WEDNESDAY



ACCØ8UNL

A17

13/09/2023

#47

COMPANIES HOUSE

Company Information

Directors	H Artuc R Kadiwar M Thompson M Kanai C Thorn R Kyle T Mihill
Company secretary	SUEZ Recycling and Recovery UK Limited
Company number	08586824 - incorporated in England & Wales
Registered office	SUEZ House Grenfell Road Maidenhead Berkshire SL6 1ES
Auditor	Mazars LLP 90 Victoria Street Bristol BS1 6DP

Contents

Strategic report	4
Directors' report	6
Independent auditor's report to the members of West London Energy Recovery Holdings Limited	9
Consolidated Income Statement & Consolidated Statement of Comprehensive Income	12
Consolidated Balance Sheet	13
Company Balance Sheet	14
Consolidated and Company Statement of changes in equity	15
Consolidated Cash Flow Statement	16
Notes to the accounts	17-35

Strategic report

The directors present their strategic report, directors' report and financial statements for the period from incorporation to 31 March 2023.

Principal activities

West London Energy Recovery Holdings Limited's (the Company) subsidiary (the Group) has signed a PFI contract with the West London Waste Authority to cover the provision of a waste treatment infrastructure. In this contract the Authority acts for a consortium of six West London Boroughs.

The principal activities of the Group are to operate the waste treatment infrastructure on behalf of the Authority. This infrastructure will comprise of a new Energy Recovery Centre in Severnside (SERC), South Gloucestershire, together with two refurbished transfer stations in West London.

The principal activity of the Company is to act as a holding company.

Business review

The Group benefitted from a significant increase in electricity prices in the second half of the year, which had a major positive impact on operating profit. Market prices had been below the Power Purchase Agreement floor price at the beginning of the prior year, but the significant price increases meant that cumulative deficit was recovered part way through the prior year with the Company receiving a significant reconciliation payment in April 2022.

The results for the Group for the year are set out in the Consolidated Income Statement and Consolidated Statement of Comprehensive Income on page 12 and the Group's position at the end of the financial year is stated on the Consolidated Balance Sheet on page 13.

Key performance indicators

As the project is within its operational phase, tonnes of waste accepted and processed and levels of electricity generation compared to annual forecasts are the key performance indicators. These are reported monthly to the Board and have been above expectations. Levels of performance deductions arising from failures to achieve specified levels of contract service are also closely monitored. These have been small in the year and are passed on to the O&M contractor with no impact on company cash flows.

Business Development

The majority of the capacity at the SERC is utilised to process Authority waste. However, the O&M contractor has signed a number of third party waste contracts, some of which are long term, to optimise the processing capability of the plant.

Principal risks and uncertainties

The principal risks and uncertainties facing the Group are broadly grouped as operational risks, competitive risks, legislative risks, health & safety risks and financial risks.

Operational risks

The Group's primary operations involve a major public sector contract of 28 years, where default on the contract may result in substantial compensation payments to the client.

The long-term contract also exposes the Group to the risk that the contract's revenue profile over the life of the contract may be insufficient to compensate the Group for unforeseen cost increases and hence losses may result. The Group has put in place rigorous tender approval procedures to ensure all material risks are properly considered. The Group's management and review procedures are aimed at ensuring any problems are identified at an early stage and steps are taken to mitigate any losses arising.

Strategic report *(continued)*

Principal risks and uncertainties *(continued)*

Competitive risks

Most of the Group's revenue is derived from long-term fixed price contracts and as such is not vulnerable to competitor activity. A significant part of the Group's revenue comes from third party waste disposal and the sale of recycled materials. These are subject to normal market pressures.

Legislative risks

The waste management business is subject to strict legislation and regulation. These standards are subject to continuous revision. Compliance with new standards can impose additional costs on the Group and failure to comply could result in heavy penalties.

The Group has entered into a long term operating subcontract with SUEZ Recycling and Recovery UK Ltd, an experienced waste operator, to manage day-to-day operation of the Group's facilities. A non-compliance with legislation caused by the negligence of the operator would result in any associated penalties being recharged to the subcontractor. The Group has the right to terminate the operator subcontract in the event of any material persistent non-compliance with legislation on the part of the operator.

Health & safety risks

Whilst the Group has no direct employees, it acknowledges that subcontractors' employees working within the waste management industry face significant potential hazards in their everyday work. In addition, sites managed by the Group are open to the public and require constant monitoring to ensure that members of the public are not also exposed to significant risks.

The Group encourages subcontractors to meet the highest standards so that the risk to both employees and others visiting Group sites is minimised. Subcontractors are required to report accidents and near misses on a regular basis and these reports are reviewed at Board meetings. Subcontractors are encouraged to take pre-emptive action where risks to employees or members of the public have been identified.

Financial instrument risks


The Group was set up as part of a Project Finance structure to manage the provision of waste services for West London Waste Authority over a 28 year period. Financial instruments were used to minimise the long term financial risks associated with such a major project.

Interest rate risk – The Group's principal financial instruments comprise a term loan and an equity bridge loan. These loans are exposed to interest rate risk. The Group has entered into fixed rate swap agreements to avoid volatility in interest charges on its floating rate loans. The Group has applied hedge accounting requirements to account for the derivative swap agreements and the associated loans; their relationships being accounted for as cash flow hedges – see note 21 to the accounts.

The Group's exposure to credit risk and liquidity risk and the procedures in place to manage these risks are explained in note 21 to the accounts.

The Group does not undertake financial instrument transactions which are speculative or unrelated to the Group's trading activities.

This report was approved by the board and signed on its behalf on 9 August 2023 by



C Thorn – Director

Directors' report

The directors present their directors report and financial statements for the year ended 31 March 2023.

Results and Dividends

The profit for the year, after taxation, amounted to £9,589,000 (2022 – £9,524,000)

No interim dividend was paid in the year ended 31 March 2023. (2022 - £nil)

Future Developments

All facilities have been completed and the Group will continue full services under the contract with the Authority in the year.

Directors

The directors who held office during the year and up to the approval date the financial statements were as follows:

R Kadiwar
P Ashbrook (resigned 21 December 2022)
H Artuc
M Thompson
M Kanai
C Thorn
A Thakrar (resigned 16 February 2023)
R Kyle (appointed 14 March 2023)
T Mihill (appointed 21 December 2022)

No director who held office on 31 March 2023 had an interest in the Group's shares either during the financial year or at 31 March 2023.

Directors' indemnity

The Group has granted indemnity to one or more of its directors against liabilities in respect of proceedings brought by third parties, subject to the conditions set out in the Companies Act 2006. Such qualifying third party indemnity provision remains in force as at the date of approving the directors' report.

Going Concern

The directors have reviewed the Group's financial position at 31 March 2023 and believe that the Group has adequate financial resources to meet its obligations for the foreseeable future. Long-term loans are in place to finance the construction of the Energy from Waste facility and cash flow is sufficient to meet the Group's operational cash commitments. Accordingly, they have prepared the accounts on a going concern basis.

Streamlined Energy and Carbon Reporting

The Company and the Group are both classified as a large unquoted company under the definitions set in Section 465 and 466, Chapter 15, of the Companies Act 2006, and therefore is required to comply with government legislation implemented by the Companies (Directors' Report) and Limited Liability Partnerships (Energy and Carbon Report) Regulations 2018 ("the 2018 Regulations") on Streamlined Energy and Carbon Reporting (SECR). However, under paragraph 20D (7) of the 2018 Regulations, the Company is exempt from the disclosure requirements by virtue of the Group's energy consumption in the UK being less than 40 MWh during the period. The management of the day to day operations of the Group's facilities are subcontracted and therefore energy consumption related to the operation of the facilities are by the subcontracting operator.

Directors' report *(continued)*

Statement in respect of Section 172(1) of the Companies Act 2006

The board of directors of the Company and the Group, both individually and collectively, consider they have acted appropriately and in such a way as to promote the long term success of the Company and Group for the benefit of its members as a whole.

The Company and Group have no direct employees as the Company and Group are managed under an Administrative Services Agreement (ASA) and Services Agreement (SA). The board of Directors is satisfied that those people employed under the ASA / SA are appropriately qualified and have the support systems in place to carry out their role. The Directors are engaged with each team under the ASA / SA to ensure the ongoing management of the underlying contracts of the Company and Group and they work collaboratively with the teams to achieve success.

The Company is a holding company for special purpose companies which have a finite lifespan with a defined set of obligations under a PFI Contract. The Group delivers its objectives through effective relationships with its stakeholders including suppliers and customers. This is affected by regular reporting and reviews with suppliers and customers to ensure delivery of the Group's objectives, whilst considering those stakeholders' needs. The Directors of the Company and Group meet regularly to review strategies for effective risk mitigation and service delivery in the context of its impact on all stakeholder interests, including shareholders, suppliers, customers and the wider community.

Due to the nature of the Group's operations, their impact on the community and environment is of paramount importance to the Group's success. Operating safely is the Group's primary objective and is as such integrated in everything the Group undertakes. A safe environment is managed through effective leadership, implementation of robust policies, procedures and instructions, safety management review processes both internally and externally with relevant stakeholders, reporting, audit and monitoring. An independent safety advisor is appointed by each of the companies within the Group, who reports directly to the Board of Directors.

The Group delivers contracts to support essential services to the public sector and takes its responsibility for ensuring that an appropriate environment is managed and maintained extremely seriously, ensuring the highest quality service is delivered from the assets under the Group's management.

Matters covered in the Strategic Report

As permitted by Paragraph 1A of Schedule 7 to the Large and Medium-sized Companies and Groups (Accounts and Reports) Regulations 2008 certain matters which are required to be disclosed in the Directors' report have been omitted as they are included in the Strategic report. These matters relate to financial instrument risk.

Statement of directors' responsibilities

The directors are responsible for preparing the Strategic report, the Directors' report and the financial statements in accordance with applicable law and regulations.

Company law requires the directors to prepare financial statements for each financial year. Directors have elected to prepare the financial statements in accordance with International Financial Reporting Standards ("IFRS") in conformity with the requirements of the Companies Act 2006 and applicable law.

Under company law the directors must not approve the financial statements unless they are satisfied that they give a true and fair view of the state of affairs of the Company and of the profit or loss of the Company for that year. In preparing these financial statements, the directors are required to:

- select suitable accounting policies and then apply them consistently;
- make judgements and estimates that are reasonable and prudent;
- state whether IFRS in conformity with the requirements of the Companies Act 2006 have been followed subject to any material departures disclosed and explained in the financial statements;
- provide additional disclosures when compliance with specific requirements in IFRS is insufficient to enable users to understand the impact of particular transactions, other events and conditions on the entity's financial position and financial performance; and
- prepare the financial statements on the going concern basis unless it is inappropriate to presume that the Company will continue in business.

Directors' report *(continued)*

The directors are responsible for keeping adequate accounting records that are sufficient to show and explain the Company's transactions and disclose with reasonable accuracy at any time the financial position of the Company and enable them to ensure that the financial statements comply with the Companies Act 2006. They have general responsibility for taking such steps as are reasonably open to them to safeguard the assets of the Company and to prevent and detect fraud and other irregularities.

Disclosure of information to auditor


Each of the persons who are directors at the time when this Directors' report is approved has confirmed that:

- so far as that director is aware, there is no relevant audit information of which the Company and the Group's auditor is unaware, and
- that director has taken all the steps that ought to have been taken as a director in order to be aware of any information needed by the Company's auditor in connection with preparing its report and to establish that the Group's auditor is aware of that information.

Auditor

The re-appointment of auditors will be considered at the AGM.

By order of the board on 9 August 2023



C Thorn – Director

Independent auditor's report to the members of West London Energy Recovery Holdings Limited

Opinion

We have audited the financial statements of West London Energy Recovery Holdings Ltd (the 'parent company') and its subsidiary (the 'Group') for the year ended 31 March 2023 which comprise the consolidated income statement, consolidated statement of comprehensive income, consolidated balance sheet, company balance sheet, consolidated statement of changes in equity, company statement of changes in equity, consolidated cash flow statement and notes to the financial statements, including a summary of significant accounting policies.

The financial reporting framework that has been applied in their preparation is applicable law and UK-adopted international accounting standards and, as regards the parent company financial statements, as applied in accordance with the provisions of the Companies Act 2006.

In our opinion, the financial statements:

- give a true and fair view of the state of the Group's and of the parent company's affairs as at 31 March 2023 and of the Group's profit for the year then ended;
- have been properly prepared in accordance with UK-adopted international accounting standards and, as regards the parent company financial statements, as applied in accordance with the provisions of the Companies Act 2006; and
- have been prepared in accordance with the requirements of the Companies Act 2006.

Basis for opinion

We conducted our audit in accordance with International Standards on Auditing (UK) (ISAs (UK)) and applicable law. Our responsibilities under those standards are further described in the "Auditor's responsibilities for the audit of the financial statements" section of our report. We are independent of the Group and the parent company in accordance with the ethical requirements that are relevant to our audit of the financial statements in the UK, including the FRC's Ethical Standard, and we have fulfilled our other ethical responsibilities in accordance with these requirements. We believe that the audit evidence we have obtained is sufficient and appropriate to provide a basis for our opinion.

Conclusions relating to going concern

In auditing the financial statements, we have concluded that the director's use of the going concern basis of accounting in the preparation of the financial statements is appropriate.

Based on the work we have performed, we have not identified any material uncertainties relating to events or conditions that, individually or collectively, may cast significant doubt on the Group's and the parent company's ability to continue as a going concern for a period of at least twelve months from when the financial statements are authorised for issue.

Our responsibilities and the responsibilities of the directors with respect to going concern are described in the relevant sections of this report.

Other information

The other information comprises the information included in the annual report, other than the financial statements and our auditor's report thereon. The directors are responsible for the other information contained within the annual report. Our opinion on the financial statements does not cover the other information and, except to the extent otherwise explicitly stated in our report, we do not express any form of assurance conclusion thereon.

Our responsibility is to read the other information and, in doing so, consider whether the other information is materially inconsistent with the financial statements or our knowledge obtained in the course of the audit, or otherwise appears to be materially misstated. If we identify such material inconsistencies or apparent material misstatements, we are required to determine whether this gives rise to a material misstatement in the financial statements themselves.

If, based on the work we have performed, we conclude that there is a material misstatement of this other information, we are required to report that fact.

We have nothing to report in this regard.

Independent auditor's report to the members of West London Energy Recovery Holdings Limited (continued)

Opinions on other matters prescribed by the Companies Act 2006

In our opinion, based on the work undertaken in the course of the audit:

- the information given in the strategic report and the directors' report for the financial year for which the financial statements are prepared is consistent with the financial statements; and
- the strategic report and the directors' report have been prepared in accordance with applicable legal requirements.

Matters on which we are required to report by exception

In light of the knowledge and understanding of the Group and the parent company and their environment obtained in the course of the audit, we have not identified material misstatements in the strategic report or the directors' report.

We have nothing to report in respect of the following matters in relation to which the Companies Act 2006 requires us to report to you if, in our opinion:

- adequate accounting records have not been kept by the parent company, or returns adequate for our audit have not been received from branches not visited by us; or
- the parent company financial statements are not in agreement with the accounting records and returns; or
- certain disclosures of directors' remuneration specified by law are not made; or
- we have not received all the information and explanations we require for our audit.

Responsibilities of Directors

As explained more fully in the directors' responsibilities statement set out on page 7 and 8, the directors are responsible for the preparation of the financial statements and for being satisfied that they give a true and fair view, and for such internal control as the directors determine is necessary to enable the preparation of financial statements that are free from material misstatement, whether due to fraud or error.

In preparing the financial statements, the directors are responsible for assessing the Group's and the parent company's ability to continue as a going concern, disclosing, as applicable, matters related to going concern and using the going concern basis of accounting unless the directors either intend to liquidate the Group or the parent company or to cease operations, or have no realistic alternative but to do so.

Auditor's responsibilities for the audit of the financial statements

Our objectives are to obtain reasonable assurance about whether the financial statements as a whole are free from material misstatement, whether due to fraud or error, and to issue an auditor's report that includes our opinion. Reasonable assurance is a high level of assurance but is not a guarantee that an audit conducted in accordance with ISAs (UK) will always detect a material misstatement when it exists. Misstatements can arise from fraud or error and are considered material if, individually or in the aggregate, they could reasonably be expected to influence the economic decisions of users taken on the basis of the financial statements.

The extent to which our procedures are capable of detecting irregularities, including fraud is detailed below.

Irregularities, including fraud, are instances of non-compliance with laws and regulations. We design procedures in line with our responsibilities, outlined above, to detect material misstatements in respect of irregularities, including fraud.

Based on our understanding of the Group and the parent company and their industry, we considered that non-compliance with the following laws and regulations might have a material effect on the financial statements: environmental regulation, health and safety regulation, anti-money laundering regulation.

To help us identify instances of non-compliance with these laws and regulations, and in identifying and assessing the risks of material misstatement in respect to non-compliance, our procedures included, but were not limited to:

- Inquiring of management and, where appropriate, those charged with governance, as to whether the Group and the parent company is in compliance with laws and regulations, and discussing their policies and procedures regarding compliance with laws and regulations;
- Inspecting correspondence, if any, with relevant licensing or regulatory authorities;

Independent auditor's report to the members of West London Energy Recovery Holdings Limited (continued)

- Communicating identified laws and regulations to the engagement team and remaining alert to any indications of non-compliance throughout our audit; and
- Considering the risk of acts by the Group and the parent company which were contrary to applicable laws and regulations, including fraud.

We also considered those laws and regulations that have a direct effect on the preparation of the financial statements, such as tax legislation, the Companies Act 2006.

In addition, we evaluated the directors' and management's incentives and opportunities for fraudulent manipulation of the financial statements, including the risk of management override of controls, and determined that the principal risks related to posting manual journal entries to manipulate financial performance; management bias through judgements and assumptions in significant accounting estimates, in particular in relation to valuation of interest rate swaps, carrying value of maintenance provisions, revenue recognition (which we pinpointed to the cut-off and accuracy assertions), and significant one-off or unusual transactions.

Our audit procedures in relation to fraud included but were not limited to:


- Making enquiries of the directors and management on whether they had knowledge of any actual, suspected or alleged fraud;
- Gaining an understanding of the internal controls established to mitigate risks related to fraud;
- Discussing amongst the engagement team the risks of fraud; and
- Addressing the risks of fraud through management override of controls by performing journal entry testing.

There are inherent limitations in the audit procedures described above and the primary responsibility for the prevention and detection of irregularities including fraud rests with management. As with any audit, there remained a risk of non-detection of irregularities, as these may involve collusion, forgery, intentional omissions, misrepresentations or the override of internal controls.

A further description of our responsibilities for the audit of the financial statements is located on the Financial Reporting Council's website at www.frc.org.uk/auditorsresponsibilities. This description forms part of our auditor's report.

Use of the audit report

This report is made solely to the Company's members as a body in accordance with Chapter 3 of Part 16 of the Companies Act 2006. Our audit work has been undertaken so that we might state to the Company's members those matters we are required to state to them in an auditor's report and for no other purpose. To the fullest extent permitted by law, we do not accept or assume responsibility to anyone other than the Company and the Company's members as a body for our audit work, for this report, or for the opinions we have formed.



Jonathan Barnard (Senior Statutory Auditor)
for and on behalf of Mazars LLP
Chartered Accountants and Statutory Auditor
90 Victoria Street
Bristol
BS1 6DP

9 August 2023

Consolidated Income Statement
for the year ended 31 March 2023

	Note	Year ended 31 March 2023 £000	Year ended 31 March 2022 £000
Revenue	3	52,452	51,611
Operating expenses	4	(34,529)	(30,620)
Operating profit		17,923	20,991
Financial income	7	8,825	8,291
Financial expense	7	(14,788)	(15,420)
Net financing expense		(5,963)	(7,129)
Profit on ordinary activities before tax		11,960	13,862
Taxation	8	(2,371)	(4,338)
Profit for the year		9,589	9,524

Consolidated Statement of Comprehensive Income
for the year ended 31 March 2023

		Year ended 31 March 2023 £000	Year ended 31 March 2022 £000
Profit for the year		9,589	9,524
Other comprehensive income			
Effective portion of changes in fair value of cash flow hedges		19,833	13,477
Deferred tax charge on other comprehensive income	13	(4,958)	(1,487)
Other comprehensive income for the year, net of deferred tax		14,875	11,990
Total comprehensive income for the year		24,464	21,514

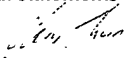
All profit and total comprehensive income is attributable to continuing operations.

The notes on pages 17 to 35 form part of these financial statements.

Consolidated Balance Sheet
at 31 March 2023

	Note	2023 £000	2022 £000
Non-current assets			
Intangible assets	9	64,758	68,039
Financial assets	11	106,020	108,299
Other receivables	14	2,948	3,298
		<u>173,726</u>	<u>179,636</u>
Current assets			
Financial assets	11	4,218	3,378
Trade and other receivables	14	12,909	36,354
Cash and cash equivalents	15	51,091	21,373
		<u>68,218</u>	<u>61,105</u>
Total assets		<u>241,944</u>	<u>240,741</u>
Current liabilities			
Trade and other payables	17	(27,926)	(17,229)
Interest-bearing loans and borrowings	16	(5,133)	(4,889)
		<u>(33,059)</u>	<u>(22,118)</u>
Non-current liabilities			
Interest-bearing loans and borrowings	16	(169,418)	(189,491)
Other financial liabilities	12	-	(17,894)
Net deferred tax liability	13	(7,171)	(124)
Provisions	18	(17,240)	(20,522)
		<u>(193,829)</u>	<u>(228,031)</u>
Total liabilities		<u>(226,888)</u>	<u>(250,149)</u>
Net Assets/(Liabilities)		<u>15,056</u>	<u>(9,408)</u>
Equity			
Share capital	20	10	10
Hedging reserves	19	1,455	(13,420)
Retained earnings	19	13,591	4,002
Total Shareholders' funds - equity/(deficit)		<u>15,056</u>	<u>(9,408)</u>

These financial statements were approved by the board of directors on 9 August 2023 and were signed on its behalf by:

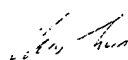

C Thorn – Director

Company registered number: 08586824

Company Balance Sheet
at 31 March 2023

	Note	2023 £000	2022 £000
Non-current assets			
Investments	10	10	16
Financial assets	11	52,141	67,073
		<u>52,151</u>	<u>67,083</u>
Total assets		<u>52,151</u>	<u>67,083</u>
Current liabilities			
Interest-bearing loans and borrowings	16	-	-
Non-current liabilities			
Interest-bearing loans and borrowings	16	(52,141)	(67,073)
Total liabilities		<u>(52,141)</u>	<u>(67,073)</u>
Net Assets		<u>10</u>	<u>10</u>
Equity			
Share capital	20	10	10
Retained earnings	19	-	-
Total Shareholders' funds		<u>10</u>	<u>10</u>

These financial statements were approved by the board of directors on 9 August 2023 and were signed on its behalf by:



C Thorn – Director

Company registered number: 08586824

Consolidated Statement of Changes in Equity
for the year ended 31 March 2023

	Share capital £000	Hedging reserve £000	Retained earnings £000	Total equity £000
<i>Balance at 1 April 2022</i>	10	(13,420)	4,002	(9,408)
Total comprehensive income for the year				
Profit for the year	-	-	9,589	9,589
Other comprehensive income	-	14,875	-	14,875
Balance at 31 March 2023	10	1,455	13,591	15,056
	<i>Hedging reserve £000</i>	<i>Hedging reserve £000</i>	<i>Retained earnings £000</i>	<i>Total equity £000</i>
<i>Balance at 1 April 2021</i>	10	(25,410)	(5,522)	(30,922)
Total comprehensive income for the year				
Profit for the year	-	-	9,524	9,524
Other comprehensive income	-	11,990	-	11,990
Balance at 31 March 2022	10	(13,420)	4,002	(9,408)

Company Statement of Changes in Equity

	Share capital £000	Hedging reserve £000	Retained earnings £000	Total equity £000
At 1 April 2022 & 31 March 2023	10	-	-	10
	<i>Share capital £000</i>	<i>Hedging reserve £000</i>	<i>Retained earnings £000</i>	<i>Total equity £000</i>
At 1 April 2021 & 31 March 2022	10	-	-	10

Consolidated Cash Flow Statement
for the year ended 31 March 2023

	Year ended 31 March 2023 £000	Year ended 31 March 2022 £000
Cash flows from operating activities		
Profit for the year	9,589	9,524
Adjustments for:		
Financial income	(8,825)	(8,291)
Financial expense	14,788	15,420
Taxation	2,371	4,338
Amortisation of intangible asset	3,281	3,283
Movement on provision	(3,282)	3,245
	<hr/> 17,922	<hr/> 27,519
Decrease/(increase) in trade and other receivables	24,051	(25,859)
Increase in trade and other payables	11,227	11,392
Corporation tax paid	<hr/> (1,141)	<hr/> -
	<hr/> 34,137	<hr/> (14,467)
Net cash inflow from operating activities	<hr/> 52,059	<hr/> 13,052
Cash flows from investing activities		
Interest received	800	9
Repayment of concession debtor	11,164	12,038
Net cash inflow from investing activities	<hr/> 11,964	<hr/> 12,047
Cash flows from financing activities		
Repayment of loans	(19,753)	(8,478)
Interest and commitment fees paid	(14,552)	(15,335)
Net cash outflow from financing activities	<hr/> (34,305)	<hr/> (23,813)
Net increase in cash and cash equivalents	29,718	1,286
Cash and cash equivalents at 1 April 2022	21,373	20,087
Cash and cash equivalents at 31 March 2023	<hr/> 51,091	<hr/> 21,373
Represented by:	<hr/>	<hr/>
Cash	<hr/> 51,091	<hr/> 21,373

Notes (forming part of the financial statements)

1 Accounting policies

West London Energy Recovery Holdings Limited is a company incorporated and domiciled in the UK.

The address of the registered office and principal place of business is stated on page 2, and the nature of the Group's operations and principal activities is stated on page 4. The financial statements have been presented in Pounds Sterling and this is the currency of the primary economic environment that the Group operates in.

The Group financial statements have been prepared and approved by the directors in accordance with International Financial Reporting Standards ("IFRS").

The financial statements have been prepared using the accounting policies as set out below, which were used throughout all periods presented in these financial statements.

Judgements made by the directors, in the application of these accounting policies that have significant effect on the financial statements and estimates with a significant risk of material adjustment in the next year are discussed in notes 1.10 and 2.

1.2 Measurement convention

The financial statements are prepared on the historical cost basis except that derivative financial instruments are stated at their fair value.

1.3 Basis of consolidation

Subsidiaries are entities controlled by the Company. The financial statements of subsidiaries are included in the consolidated financial statements from the date that control commences until the date that control ceases. Intra-group balances and transactions and any unrealised income and expenses arising from intra-group transactions are eliminated in preparing the consolidated financial statements.

No profit and loss account is presented for the Company as permitted by section 408 of the Companies Act 2006. The profit for the year was £Nil.

1.4 Going concern

The Group currently has £174,551,000 of total debt (2022: £194,378,000). The Group's forecasts and projections, taking account of reasonably possible changes in trading performance, show that it will be able to operate within the level of its current facilities. Long term loans are in place to finance the construction of the Energy from Waste facility and cash flow is sufficient to meet the Group's operational cash commitments.

Having taken account of all available information, forecasts for the next 12 months from the date of approval of the financial statements, and having performed the appropriate sensitivity analysis; the directors are of the opinion that it is appropriate to prepare the accounts on a going concern basis.

1.5 Intangible assets

Concession agreements

Intangible assets relate to amounts paid or payable as consideration for rights relating to concession arrangements or public service contracts. Such assets are assessed as having a finite useful economic life of 25 years amortised on a straight line basis from the date the related facilities are operational, to reflect the expected pattern of consumption of the expected future economic benefits embodied in the asset. Amortisation is recognised within cost of sales on the comprehensive statement of income.

1.6 Classification of financial instruments issued by the Group

Financial instruments issued by the Group are treated as equity only to the extent that they meet the following two conditions:

- (a) they include no contractual obligations upon the Group to deliver cash or other financial assets or to exchange financial assets or financial liabilities with another party under conditions that are potentially unfavourable to the Group; and

Notes (continued)

1 Accounting policies (continued)

1.6 Classification of financial instruments issued by the Group(continued)

- (b) where the instrument will or may be settled in the Group's own equity instruments, it is either a non-derivative that includes no obligation to deliver a variable number of the Group's own equity instruments or is a derivative that will be settled by the Group's exchanging a fixed amount of cash or other financial assets for a fixed number of its own equity instruments.

To the extent that this definition is not met, the proceeds of issue are classified as a financial liability. Where the instrument so classified takes the legal form of the Group's own shares, the amounts presented in these financial statements for called up share capital and share premium account exclude amounts in relation to those shares.

1.7 Non-derivative financial instruments, excluding the service concession financial asset

Non-derivative financial instruments comprise trade and other receivables, a service concession financial asset, cash and cash equivalents, loans and borrowings, and trade and other payables.

Trade and other receivables

Trade and other receivables are recognised initially at fair value. Subsequent to initial recognition they are measured at amortised cost using the effective interest method, less any impairment losses. For trade receivables the simplified approach is used, and the loss allowance is measured at the estimate of the lifetime expected credit losses. The amount of any loss allowance is recognised in profit or loss.

Trade and other payables

Trade and other payables are recognised initially at fair value. Subsequent to initial recognition they are measured at amortised cost using the effective interest method.

Cash and cash equivalents

Cash and cash equivalents comprise cash balances.

Interest-bearing borrowings

Interest-bearing borrowings are recognised initially at fair value less attributable transaction costs. Subsequent to initial recognition, interest-bearing borrowings are stated at amortised cost using the effective interest method, less any impairment losses.

1.8 Derivative financial instruments and hedging

Derivative financial instruments

Derivative financial instruments are recognised at fair value. The gain or loss on re-measurement to fair value is recognised immediately in profit or loss. However, where derivatives qualify for hedge accounting, recognition of any resultant gain or loss depends on the nature of the item being hedged (see below).

Cash flow hedges

Where a derivative financial instrument is designated as a hedge of the variability in cash flows of a recognised asset or liability, or a highly probable forecast transaction, the effective part of any gain or loss on the derivative financial instrument is recognised directly in the hedging reserve. Any ineffective portion of the hedge is recognised immediately in the income statement.

The associated cumulative gain or loss is removed from equity and recognised in the income statement in the same period or periods during which the hedged forecast transaction affects profit or loss.

Notes (continued)

1 Accounting policies (continued)

1.9 Impairment excluding inventories and deferred tax assets

Financial assets (including receivables)

A financial asset not carried at fair value through profit or loss is assessed at each reporting date to determine whether there is objective evidence that it is impaired. A financial asset is impaired if objective evidence indicates that a loss event has occurred after the initial recognition of the asset, and that the loss event had a negative effect on the estimated future cash flows of that asset that can be estimated reliably.

An impairment loss in respect of a financial asset measured at amortised cost is calculated as the difference between its carrying amount and the present value of the estimated future cash flows discounted at the asset's original effective interest rate.

1.10 Service concession financial asset

In accordance with IFRIC 12 and the various provisions of IFRS, the Group has determined the appropriate treatment of the principal assets of, and income streams from, PFI and similar contracts. Results of all service concessions which fall within the scope of IFRIC 12 conform to the following policies depending on the rights to consideration under the service concessions:

The Group recognises a financial asset arising from a service concession arrangement when it has an unconditional contractual right to receive cash or another financial asset from, or at the direction of, the grantor for the construction or upgrade services provided.

Revenue is recognised by allocating a proportion of total cash receivable to construction income and service income. The consideration received will be allocated by reference to the relative fair value of the services delivered, when the amounts are separately identifiable.

During the operational stage, cash received in respect of the service concessions is allocated to service and maintenance revenue based on its fair value, with the remainder being allocated between capital repayment and interest income using the effective interest method.

The financial assets are held as loans or receivables in accordance with IFRS 9: 'Financial instruments: Recognition and measurement'. Financial assets are recognised initially at fair value. Subsequent to initial recognition, they are measured at amortised cost using the effective interest method less any impairment losses.

The Group has entered into a contract to provide waste management services on behalf of West London Waste Authority. The Group is contractually obliged to design, build and operate waste facilities, including an Energy from Waste plant on behalf of the Authority, and has the right to use these facilities to provide waste management services. The grantor (West London Waste Authority) has agreed to provide a minimum guaranteed tonnage of waste to the facility and will pay a fixed price per tonne for this level of waste, with any further tonnage being subject to a different rate. The Group in return, will remove and treat the waste and is obliged to maintain the facilities under lifecycle clauses within the contract.

The Group has the right to both accept and process third party waste, and to generate electricity revenues at the waste facilities.

There are provisions in the contract for termination (and related compensation) in the event of default or voluntary termination by the operator or grantor. There is provision for a 5 year extension of the contract period. The contract specifies that the waste management facilities are to be returned to West London Waste Authority at the end of the contract in an appropriate condition.

1.11 Revenue

Service Concession Revenue is measured by a contractual fixed and variable fee less an element of guaranteed revenue. Differences between the amounts recognised in the income statement and amounts invoiced at the period end are shown in the statement of financial position as a contract asset or contract liability.

Electricity Revenue is recognised at contractual price per Megawatt recognised as the electricity is produced and exported by the plant.

Notes (continued)

1 Accounting policies (continued)

1.12 Financing income and expenses

Financing expenses comprise interest payable using the effective interest method. Financing income comprises interest on the service concession debtor and interest receivable on funds invested.

Interest income and interest payable is recognised in profit or loss as it accrues, using the effective interest method. Foreign currency gains and losses are reported within finance income or finance expenses as appropriate.

1.13 Taxation

Tax on the profit or loss for the year comprises current and deferred tax. Tax is recognised in the income statement except to the extent that it relates to items recognised directly in equity, in which case it is recognised in equity.

Current tax is the expected tax payable or receivable on the taxable income or loss for the year, using tax rates enacted or substantively enacted at the balance sheet date, and any adjustment to tax payable in respect of previous years.

Deferred tax is provided on temporary differences between the carrying amounts of assets and liabilities for financial reporting purposes and the amounts used for taxation purposes. The following temporary differences are not provided for: the initial recognition of assets or liabilities that affect neither accounting nor taxable profit other than in a business combination. The amount of deferred tax provided is based on the expected manner of realisation or settlement of the carrying amount of assets and liabilities, using tax rates enacted or substantively enacted at the balance sheet date.

A deferred tax asset is recognised only to the extent that it is probable that future taxable profits will be available against which the temporary difference can be utilised.

1.14 Intangible assets

Intangible assets relate to amounts paid or payable as consideration for rights relating to concession arrangements or public service contracts. Such assets are amortised on a straight line basis from the date the related facilities are operational, to reflect the expected pattern of consumption of the expected future economic benefits embodied in the asset.

1.15 Provisions

Provision has been made for the costs of maintaining and replacing assets as required under the terms of contracts in place with the Council. The Group expects for these costs to be incurred over the contract life. The expected costs are discounted at 3.82% (2022 – 1.78%). The discounting cost is included in finance expense.

1.16 IFRSs issued but unadopted in these financial statements

The adoption of the following mentioned standards, amendments and interpretations in the current year have not had a material impact on the Group's financial statements for the year ended 31 March 2023:

Effective from 1 January 2022:

- Annual Improvements Cycle 2018 – 2020.
- IAS 37 Amendment: Onerous Contracts: Cost of Fulfilling a Contract.
- IAS 16 Amendment: Property, Plant and Equipment: Proceeds before Intended Use.
- IFRS 3 Amendment: Reference to the Conceptual Framework.

Effective from 1 January 2023:

- IAS 1 Amendment: Classification of Liabilities as Current or Non-current and Deferral of Effective Date.
- IAS 1 Amendment: Disclosure of Accounting Policies.
- IAS 8 Amendment: Definition of Accounting Estimates.
- IAS 12 Amendment: Deferred Tax related to Assets and Liabilities arising from a Single Transaction.
- IFRS 17 Insurance Contracts and IFRS 17 Amendment: Amendments to IFRS 17.

Notes (continued)

2 Judgments in applying accounting policies and key sources of estimation uncertainty

Judgments

The Group management makes judgments to define the appropriate accounting treatment to apply to certain activities and transactions, when the effective IFRS standards and interpretations do not specifically deal with the related accounting issue. This particularly applies in relation to the recognition of concession arrangements.

- **Service concession arrangements** – Consideration from contracts with public sector entities for waste management service concessions is treated as either contract receivables or an intangible asset or a mixture of both based on the right to receive cash from the arrangement. Management have used judgement to determine the fair value of the services provided when splitting the contractual receivables between the construction of assets, the operating of the facilities and the provision of financing. Further details of these arrangements is found in note 1.10.

Estimates

Due to uncertainties inherent in the estimation process, the Group regularly revises its estimates in light of currently available information. Final outcomes could differ from those estimates.

- **Cash flow hedges** – estimates are used in the valuation of the fair value of cash flow hedges at the year end (Note 11). The mark-to-market valuation is adjusted for Debt Value Adjustment (DVA) estimated by management to reflect the expected gain from the swap providers' own default.

A 0.5% increase to the DVA would result in £10,000 increase in asset.

A 0.5% decrease to the discount rate would result in £10,000 decrease in asset.

3 Revenue

	Year ended 31 March 2023 £000	Year ended 31 March 2022 £000
Service concession revenue	25,654	16,026
Electricity revenue	26,798	35,585
Total Revenue	52,452	51,611

In the case of Service Concession Revenue the customer pays a fixed plus variable amount based on the contractual terms. The performance obligation to operate and maintain the facilities is satisfied over time as the plant is operated and maintained. If the services rendered by the Group exceed the payment, a contract asset is recognised, if the payments exceed the services rendered a contract liability is recognised.

4 Expenses and auditors' remuneration

Included in operating profit for the year are the following:

	Year ended 31 March 2023 £000	Year ended 31 March 2022 £000
Service concession costs	28,290	26,897
Other expenses	6,215	3,703
	34,505	30,600
<i>Auditors' remuneration:</i>		
Audit of these financial statements	24	20
Total expenses	34,529	30,620

Notes (continued)

5 Staff numbers and costs

No staff are directly employed by the Group. Services provided by the contractors include the provision of staff and management to perform contractual responsibilities. Costs associated with the staff and management are included within the contractor's service charges.

6 Directors' remuneration

The directors received no emoluments directly from the Group.

7 Finance income and expense

	Year ended 31 March 2023 £000	Year ended 31 March 2022 £000
<i>Finance income</i>		
Interest income on financial assets	8,025	8,282
Bank interest	800	9
	<hr/>	<hr/>
Total finance income	8,825	8,291
	<hr/>	<hr/>
	Year ended 31 March 2023 £000	Year ended 31 March 2022 £000
<i>Finance expense</i>		
Total interest expense on financial liabilities measured at amortised cost	(14,788)	(15,420)
	<hr/>	<hr/>
	<u>(14,788)</u>	<u>(15,420)</u>

8 Taxation

Recognised in the income statement

	Year ended 31 March 2023 £000	Year ended 31 March 2022 £000
Current tax	298	829
Adjustments in respect of prior periods	(16)	-
	<hr/>	<hr/>
	282	829
Deferred tax charge		
Origination and reversal of temporary differences – current year	2,063	3,509
Origination and reversal of temporary differences – prior year	26	-
	<hr/>	<hr/>
Deferred tax charge	2,089	3,509
	<hr/>	<hr/>
Total tax charge	2,371	4,338
	<hr/>	<hr/>

Notes (continued)

8 Taxation (continued)

Reconciliation of effective tax rate

	Year ended 31 March 2023 £000	Year ended 31 March 2022 £000
Profit for the year	9,589	9,524
Total tax charge	2,371	4,338
Profit excluding taxation	11,960	13,862
Tax using the UK corporation tax rate of 19% (2022: 19%)	2,272	2,634
Expenses not deductible for tax purposes, other than goodwill amortisation and impairments	89	21
Taxable income	-	77
Adjustments in respect of prior year	10	-
Rate difference on deferred tax balances	-	1,606
Total tax charge	2,371	4,338

The increase to the corporation tax rate to 25% had been substantively enacted at the balance sheet date and will have an effect on future tax charges. The deferred tax balance has been adjusted to reflect this change.

9 Intangible assets – Group

	Rights re concession contracts £000
Cost	
<i>At 1 April 2022 and at 31 March 2023</i>	85,482
Amortisation	
<i>At 1st April 2022</i>	17,443
Charge for the Year	3,281
At 31 March 2023	20,724
Net Book Value at 31 March 2023	64,758
<i>Net Book Value at 1 April 2022</i>	68,039

Notes (continued)

9 Intangible assets – Group (continued)

Infrastructure rights granted to the Group as the concession operator falling within the scope of IFRIC12 and corresponding to the intangible model are recognised above. The intangible asset reflects the right for the Group, as concession operator, to charge third parties for waste processed at the Energy from Waste facility.

During the year £nil (2022 - £nil) of interest was capitalised within intangible assets above. The total capitalised interest included within intangible assets at 31 March 2023 was £8,219,000 (2022 - £8,219,000).

10 Investments - Company

	2023 £000	2022 £000
Cost and net book value		
Investment in subsidiary undertaking	10	10
	<u>10</u>	<u>10</u>

Shares in subsidiary undertakings represent a holding of 100% of the ordinary share capital of West London Energy Recovery Limited. All the subsidiary undertakings are incorporated in the UK and the registered office is the same as the parent company.

11 Financial assets – Group and company

	Group		Company	
	31 March 2023	31 March 2022	31 March 2023	31 March 2022
	£000	£000	£000	£000
Current				
Service concession financial asset	3,987	3,138	-	-
Other current financial assets	231	240	-	-
	<u>4,218</u>	<u>3,378</u>	<u>-</u>	<u>-</u>
Non-current				
Service concession financial asset	102,043	106,030	-	-
Financial assets held for trading (including derivatives)	1,939	-	-	-
Other non-current financial assets	2,038	2,269	52,141	67,075
	<u>106,020</u>	<u>108,299</u>	<u>52,141</u>	<u>67,075</u>

The loan receivable by the Company accrues interest 8.75% and has no contractual repayment date. These are deemed by the directors as non-current.

Notes (continued)

12 Other financial liabilities - Group

	31 March 2023 £000	31 March 2022 £000
Non-current		
Financial liabilities held for trading (including all derivatives)	-	17,894
	<u>-</u>	<u>17,894</u>

13 Deferred tax assets and liabilities - Group

Recognised deferred tax assets and liabilities

Deferred tax assets and liabilities are attributable to the following:

	Assets 2023 £000	Liabilities 2023 £000	Net assets 2023 £000	Assets 2022 £000	Liabilities 2022 £000	Net assets 2022 £000
Financial asset timing difference	-	(30,014)	(30,014)		(30,184)	(30,184)
On fair value of cash flow hedges	-	(484)	(484)	4,474	-	4,474
Tax losses	19,017	-	19,017	20,700	-	20,700
Other timing difference	4,310	-	4,310	4,886	-	4,886
	<u>23,327</u>	<u>(30,498)</u>	<u>(7,171)</u>	<u>30,060</u>	<u>(30,184)</u>	<u>(124)</u>

The net deferred tax liability recognised at the end of the year relates to the financial instruments designated as cash flow hedges and timing differences on the recognition of the financial asset for tax purposes.

Movement in deferred tax during the year ended 31 March 2023

	31 March 2022 £000	Recognised in income £000	Recognised in equity £000	31 March 2023 £000
Financial asset timing difference	(30,184)	170	-	(30,014)
On fair value of cash flow hedges	4,474	-	(4,958)	(484)
Tax losses	20,700	(1,683)	-	19,017
Other timing difference	4,886	(576)	-	4,310
	<u>(124)</u>	<u>(2,089)</u>	<u>(4,958)</u>	<u>(7,171)</u>

Movement in deferred tax during the prior period

	31 March 2021 £000	Recognised in income £000	Recognised in equity £000	31 March 2022 £000
Financial asset timing difference	(22,550)	(7,634)	-	(30,184)
On fair value of cash flow hedges	5,961	-	(1,487)	4,474
Tax losses	18,091	2,609	-	20,700
Other timing difference	3,371	1,515	-	4,886
	<u>4,873</u>	<u>(3,510)</u>	<u>(1,487)</u>	<u>(124)</u>

Notes (continued)

14 Trade and other receivables - Group

Current	2023	2022
	£000	£000
Trade debtors	-	267
Contract asset	11,197	34,706
Other receivables	1,680	1,381
Corporation tax	32	-
	<u>12,909</u>	<u>36,354</u>

The trade and other receivables above are all current receivables.

Non-Current	2023	2022
	£000	£000
Other receivables	2,948	3,298
	<u>2,948</u>	<u>3,298</u>

There are no unimpaired trade receivables that are past due as at the reporting date.

No receivables have been written off as uncollectible during the year (2022: £NIL) and it has not been necessary to recognise any impairment loss under the expected lifetime loss model.

15 Cash and cash equivalents – Group

	2023	2022
	£000	£000
Cash and cash equivalents	51,091	21,373
	<u>51,091</u>	<u>21,373</u>

16 Interest-bearing loans and borrowings – Group and company

This note provides information about the contractual terms of the Group and Company's interest-bearing loans and borrowings, which are measured at amortised cost. For more information about the Group's exposure to interest rate and foreign currency risk, see note 21.

	Group		Company	
	2023	2022	2023	2022
	£000	£000	£000	£000
Current liabilities				
Bank and other loans	5,133	4,889	-	-
	<u>5,133</u>	<u>4,889</u>	<u>-</u>	<u>-</u>
Non-current liabilities				
Bank and other loans	169,418	189,491	52,141	67,073
	<u>169,418</u>	<u>189,491</u>	<u>52,141</u>	<u>67,073</u>

Notes (continued)

16 Interest-bearing loans and borrowings – Group and company (continued)

Terms and debt repayment schedule – Group

	Curr -ency	Nominal interest rate	Facility	Year of maturity	Face value 2023 £000	Carrying amount 2023 £000	Face value 2022 £000	Carrying amount 2022 £000
Term loan	GBP	SONIA + 3.1%	£152,992,998	2039	122,410	122,410	127,305	127,305
Change in law loan	GBP	SONIA + 3.1%	£7,065,074	2039	-	-	-	-
Subordinated loan	GBP	8.75%	£67,485,000	2039	52,141	52,141	67,073	67,073
					<u>174,551</u>	<u>174,551</u>	<u>194,378</u>	<u>194,378</u>

The Group initially entered into swap arrangements to hedge the Group's exposure to LIBOR fluctuations, this was amended in the year ended 31 March 2022 to reflect the move from LIBOR to SONIA at that time. The fixed interest rate inherent in the swap contracts is 3.542%. The Term loan and Change in Law loan are due to be repaid in full by 31 July 2039.

17 Trade and other payables - Group

	2023 £000	2022 £000
Current		
Corporation tax payable	-	828
Accruals & other creditors	27,926	16,401
	<u>27,926</u>	<u>17,229</u>

Included within trade and other payables is £nil expected to be paid in more than 12 months.

18 Provisions

	2023 £000	2022 £000
Non-current		
Provision for lifecycle maintenance	17,240	20,522
	<u>17,240</u>	<u>20,522</u>

Provision has been made for the costs of maintaining and replacing assets as required under the terms of the contract with West London Waste Authority. The directors expect that this provision will be utilised over the next 19 years.

	2023 £000
<i>Brought forward at 1 April 2022</i>	20,522
Increase in provision	6,265
Spend	(9,547)
Carried forward at 31 March 2023	<u>17,240</u>

Notes (continued)

19 Reserves

Hedging Reserve

Hedging reserves relate to the use of Hedge Accounting as detailed in accounting policy 1.8.

Retained earnings

Retained earnings are distributable reserves made up of accumulated profit and loss.

20 Share capital – Group and Company

	2023 £000	2022 £000
<i>Allotted, called up and fully paid</i>		
Ordinary shares of £1 each	10	10
	<hr/>	<hr/>
Shares classified as liabilities	-	-
Shares classified in shareholders' funds	10	10
	<hr/>	<hr/>
	10	10
	<hr/>	<hr/>

The authorised share capital of the Company is 9,999 £1 ordinary shares. These shares carry voting rights but no rights to fixed income from the Company.

21 Financial instruments - Group

21 (a) Fair values of financial instruments

Trade and other receivables

Trade and other receivables are recognised initially at fair value. Subsequent to initial recognition they are measured at amortised cost using the effective interest method.

Trade and other payables

The fair value of trade and other payables is estimated as the present value of future cash flows, discounted at the market rate of interest at the balance sheet date if the effect is material.

Service concession financial asset

The fair value of service concession financial assets is estimated as the present value of future cash flows, discounted at the market rate of interest at the balance sheet date if the effect is material.

Cash and cash equivalents

The fair value of cash and cash equivalents is estimated as its carrying amount where the cash is repayable on demand. Where it is not repayable on demand then the fair value is estimated at the present value of future cash flows, discounted at the market rate of interest at the balance sheet date.

Interest-bearing borrowings

Fair value is calculated based on the present value of future principal and interest cash flows, discounted at the market rate of interest at the balance sheet date.

Notes (continued)

21 (a) Fair values of financial instruments (continued)

Derivative financial instruments

The Group has entered into interest rate swaps to hedge against volatility of movements in interest rates. These have been designated as cash flow hedges.

The fair value of the interest rate swap is based on a mark-to-market valuation. This quote is tested for reasonableness by discounting estimated future cash flows based on the terms and maturity of each contract and using market interest rates for a similar instrument at the measurement date. The interest rates used to discount estimated cash flows, where applicable, are based on SONIA at the balance sheet date.

Fair values

The fair values of all financial assets and financial liabilities by class together with their carrying amounts shown in the balance sheet are as follows:

	Carrying amount 2023 £000	Fair value 2023 £000	Carrying amount 2022 £000	Fair value 2022 £000
Financial assets				
Service concession financial asset	106,030	106,030	109,168	109,168
Other non current financial assets (including derivatives)	4,208	4,208	2,509	2,509
Cash and cash equivalents	51,091	51,091	21,373	21,373
Trade and other receivables	15,857	15,857	39,652	39,652
Total financial assets	177,186	177,186	172,702	172,702
Non-financial assets	64,758	64,758	68,039	68,039
Total Assets	241,944	241,944	240,741	240,741
	Carrying amount 2023 £000	Fair value 2023 £000	Carrying amount 2022 £000	Fair value 2022 £000
Financial liabilities				
Other interest-bearing loans	174,551	174,551	194,378	194,378
Trade and other payables	27,926	27,926	17,231	17,231
Derivative financial instrument liabilities	-	-	17,894	17,894
Total financial liabilities	202,477	202,477	229,503	229,503
Non-financial liabilities	17,240	17,240	20,646	20,646
Total Liabilities	219,717	219,717	250,149	250,149

Notes (continued)

21 (a) Fair values of financial instruments (continued)

Fair value hierarchy

The table below analyses financial instruments measured at fair value, into a fair value hierarchy based on the valuation technique used to determine fair value.

Level 1: quoted prices (unadjusted) in active markets for identical assets or liabilities

Level 2: inputs other than quoted prices included within Level 1 that are observable for the asset or liability, either directly (i.e., as prices) or indirectly (i.e., derived from prices)

Level 3: inputs for the asset or liability that are not based on observable market data (unobservable inputs).

2023	Level 1 £000	Level 2 £000	Level 3 £000	Total £000
Financial assets classified as cash flow hedges	-	1,939	-	1,939
2022	£000	£000	£000	£000
Financial liabilities classified as cash flow hedges	-	(17,894)	-	(17,894)

21 (b) Credit risk

Financial risk management

Credit risk is the risk of financial loss to the Group if a customer or counterparty to a financial instrument fails to meet its contractual obligations and arises principally from the Group's receivables from customers and investment securities.

The Group will receive its revenue from a government body and therefore is not considered to be exposed to significant credit risk. The Group holds bank accounts and enters into interest rate swap agreements with financial institutions. The quality of these is reviewed on a regular basis.

Exposure to credit risk

The carrying amount of financial assets represents the maximum credit exposure. Therefore, the maximum exposure to credit risk at the balance sheet date was £177,186,000 being the total of the carrying amount of financial assets and trade and other receivables shown in the table shown in 21 (a). This exposure is all in the UK.

21(c) Liquidity risk

Financial risk management

Liquidity risk is the risk that the Group will not be able to meet its financial obligations as they fall due.

The Group has adopted a prudent approach to liquidity management by endeavouring to maintain sufficient cash and liquid resources to meet obligations as they fall due.

The directors have reviewed the Group's cash flow forecasts. These forecasts demonstrate that the Group expects to meet its liabilities as they fall due.

Repayment of the loans is not required until the waste facilities are fully operational and revenue is receivable under the terms of the Concession Agreement.

Notes (continued)

21 Financial instruments (continued)

21 (c) Liquidity risk (continued)

The following are the contractual maturities of financial liabilities, including estimated interest payments and excluding the effect of netting agreements:

	2023						2022					
	Carrying amount £000	Contract- ual cash flows £000	1 year or less £000	1 to <2years £000	2 to 5years and <5years over £000	Carrying amount £000	Contract- ual cash flows £000	1 year or less £000	1 to <2years £000	2 to 5years and <5years over £000	Carrying amount £000	Contract- ual cash flows £000
Non-derivative financial liabilities												
Bank and other loans	122,410	122,410	5,133	5,320	14,146	127,305	127,305	4,889	5,133	13,645	103,638	103,638
Subordinated loan	52,141	52,141	-	-	-	67,075	67,075	-	-	-	67,075	67,075
Trade and other payables	27,926	27,926	27,926	-	-	17,229	17,229	17,229	-	-	-	-
Derivative financial liabilities												
Interest rate swaps used for hedging	-	-	-	-	-	17,894	39,411	3,831	3,680	10,073	21,827	21,827
	<u>202,477</u>	<u>202,477</u>	<u>33,059</u>	<u>5,320</u>	<u>14,146</u>	<u>229,503</u>	<u>251,020</u>	<u>25,949</u>	<u>8,813</u>	<u>23,718</u>	<u>192,540</u>	<u>192,540</u>

Notes (continued)

21(d) Cash flow hedges

The following table indicates the periods in which the cash flows associated with cash flow hedging instruments are expected to occur and are also expected to affect profit or loss:

	2023						2022					
	Carrying amount	Expected cash flows	1 year or less	1 to <2 years	2 to <5 years	5 years and over	Carrying amount	Expected cash flows	1 year or less	1 to <2 years	2 to 5 years <5 years	2 to 5 years and over
Interest rate swaps:												
Liabilities							(17,894)	(39,411)	(3,831)	(3,680)	(10,073)	(21,827)
Assets	1,939	(35,580)	(3,680)	(3,523)	(9,565)	(18,812)						
	<u>1,939</u>	<u>(35,580)</u>	<u>(3,680)</u>	<u>(3,523)</u>	<u>(9,565)</u>	<u>(18,812)</u>	<u>17,894</u>	<u>39,411</u>	<u>3,831</u>	<u>3,680</u>	<u>10,073</u>	<u>21,827</u>

The following table details the notional principle amounts and remaining terms of interest rate swap contracts outstanding as at the reporting date.

	Average contract fixed interest/inflation rate		Notional principle value		Fair value	
	2023	2022	2023	2022	2023	2022
	%	%	£000	£000	£000	£000
Interest rate swaps	3.542	3.542	122,254	127,142	1,939	(17,894)

Notes (continued)

21 Financial instruments (continued)

21 (e) Market risk

Financial risk management

Market risk is the risk that changes in market prices, such as foreign exchange rates and interest rates will affect the Group's income or the value of its holdings of financial instruments. The Group manages interest rate risk by having swapped its variable rate debt into a fixed rate agreement at the start of the project and manages foreign exchange risk by entering into certain foreign exchange forward contracts.

Interest rate risk

The term and bridging loans are exposed to interest rate risk.

The Group has entered into three identical fixed interest rate swap agreements to avoid volatility in debt service costs on its floating rate term loan. It is considered that these agreements constitute cash flow hedges.

Market risk – Interest rate risk

Profile

At the balance sheet date the interest rate profile of the Group's interest-bearing financial instruments was

	2023 £000	2022 £000
Fixed rate instruments		
Financial assets	106,030	109,168
Financial liabilities	(52,141)	(67,703)
	<u>53,889</u>	<u>41,465</u>
Variable rate instruments		
Financial liabilities	(122,410)	(127,305)
	<u>(122,410)</u>	<u>(127,305)</u>

Sensitivity analysis

No sensitivity analysis is presented as the majority of the variable rate interest costs have been fixed by means of interest rate swap contracts.

21(f) Capital management

The Group manages its cash, bank loans and equity as capital. The Group's principal objective is to ensure that the Group has sufficient capital to fund its construction programme and future maintenance obligations. Capital requirements and timings are reviewed regularly based on the requirement to make payments to subcontractors and lenders; and forecasts and models are used to monitor the management of cash resources. Loans are in place for the duration of the contract with West London Waste Authority.

Notes (continued)

22 Commitments

Capital commitments

The Group has entered into contracts to purchase plant and equipment and construction services under the contract with West London Waste Authority. The commitments outstanding at 31 March 2023 amount to £0.9m (2022 - £4.6m).

23 Related parties

During the year to 31 March 2023, the following transactions took place:

Group:

Party and relationship	Transactions	Outstanding at 31 March	Transactions	Outstanding at 31 March
	2023 £000	2023 £000	2022 £000	2022 £000
SUEZ Recycling and Recovery UK Limited & group companies (33.3% Shareholder in West London Energy Recovery Holdings Ltd)				
- Operational and maintenance charges received	18,743	1,185	17,116	3,047
- Other recharges received	244	24	222	21
- TPW revenue	(9,453)	(221)	(4,516)	(1,091)
Itochu Corporation (parent company of I-Environment Investments Limited; 33.3% Shareholder in West London Energy Recovery Ltd)				
- Other recharges received	10	3	10	3
PIP Infrastructure Investments (No 5) Limited (Formerly Aberdeen Infrastructure Investments (No.5) Limited) (33.3% shareholder in West London Energy Recovery Ltd)				
- Other recharges received	10	3	10	3

Notes (continued)

23 Related parties (continued)

Transactions with key management personnel

There has been £88,000 paid to JDCA Limited a company providing consultancy services as commercial advisors to the Group (2022: £73,000 paid to Ambialet Limited). At 31 March 2023, the Group owed JDCA Limited £nil (2022: £Nil).

Company:

The Group and Company were charged interest on loans from the Company's shareholders as follows:

	Interest	Outstanding	Interest	Outstanding at
	2023	at 31 March	2022	31 March
	£000	£000	£000	£000
SUEZ Recycling & Recovery UK Limited	1,955	17,380	2,056	22,358
I-Environment Investments Limited	1,955	17,380	2,056	22,358
PIP Infrastructure Investments	1,956	17,381	2,055	22,358

The Company received interest on its loan receivable from West London Energy Recovery Limited, a 100% owned subsidiary entity, of £5,866,000 (2022 - £6,167,000) during the year ended 31 March 2023. The balance receivable from West London Energy Recovery Limited at 31 March 2023 was £52,141,000 (2022 - £67,073,000).

Transactions with key management personnel

There has been no compensation of key management personnel.

24 Ultimate parent group and parent group of larger group

At 31 March 2023, 33.3% of West London Energy Recovery Holdings Limited's share capital was owned and controlled by SUEZ Recycling and Recovery UK Limited, 33.3% by PIP Infrastructure Investments (No 5) Limited (Formerly Aberdeen Infrastructure Investments (No.5) Limited) and 33.3% by I-Environment Investments Limited.

The management of the Company by the Board of Directors is subject to a Shareholders Agreement, which limits the ability of any one party to control the Company.

PIP Infrastructure Investments (No 5) Limited and I-Environment Investments Limited have the power to jointly require a change to the main policies and procedures of the Company and each has a right of veto over any proposed changes. SUEZ Recycling and Recovery UK Limited has no such powers to amend or block changes to the policies and procedures of the Company. The directors therefore regard PIP Infrastructure Investments (No 5) Limited and I-Environment Investments Limited to be in joint control of the entity.

In the opinion of the Directors there is no ultimate controlling party.

25 Post balance sheet events

Draft legislation for an Electricity Generators Levy, announced by the government in November 2022, was published by HMRC on 20 December 2022. The levy intends to capture what it sees as excess profits being made in the wholesale electricity market by low carbon generators, which includes Energy from Waste. The levy will be in place from 1 January 2023 to 31 March 2028, applying to receipts in respect of relevant UK electricity generation after the commencement date and sees in-scope generators pay 45% of revenues earned on prices in excess of £75/MWh. The levy provides an allowance for the first £10m per annum of excess generation receipts that will not be subject to the levy. Since the balance sheet date the draft legislation has been substantively enacted.

For the period from 1 January 2023 to 31 March 2023, the Group's excess electricity generation receipts were below the allowance for the prorated £10m per annum allowance and therefore there is no adjustment needed to the financial statements for the year end 31 March 2023 in respect of the Electricity Generators Levy.