

**Registered number: 08172888**

**S. Peter's Collegiate Church of England Academy Trust**

Trustees report and financial statements

For the Year Ended 31 August 2017



**DAINS**  
ACCOUNTANTS

## **S. Peter's Collegiate Church of England Academy Trust**

### **Contents**

---

|   | <b>Page</b>    |
|---|----------------|
| <b>Reference and administrative details</b>   | <b>1</b>       |
| <b>Trustees' report</b>   | <b>2 - 8</b>   |
| <b>Governance statement</b>   | <b>9 - 11</b>  |
| <b>Statement on regularity, propriety and compliance</b>                              | <b>12</b>      |
| <b>Statement of Trustees' responsibilities</b>  | <b>13</b>      |
| <b>Independent auditor's report on the financial statements</b>                       | <b>14 - 16</b> |
| <b>Independent reporting accountant's assurance report on regularity</b>              | <b>17 - 18</b> |
| <b>Statement of financial activities incorporating income and expenditure account</b> | <b>19</b>      |
| <b>Balance sheet</b>  | <b>20</b>      |
| <b>Statement of cash flows</b>  | <b>21</b>      |
| <b>Notes to the financial statements</b>  | <b>22 - 43</b> |

## **S. Peter's Collegiate Church of England Academy Trust**

### **Reference and administrative details For the Year Ended 31 August 2017**

---

|   |   |
|---|---|
| <b>Members</b>                          | Church of England Central Education Trust<br>Lichfield Diocesan Board of Education<br>The Revd David Wright, The Incumbent  |
| <b>Trustees</b>                         | Mr S Morgan, Staff Trustee (resigned 31 August 2017)<br>Mrs K Preston<br>Mr C Randles<br>Revd D Wright<br>Mr T Barnard<br>Mr A Bickley<br>Mr J Chagger (appointed 14 December 2016)<br>Revd P Cody (resigned 30 September 2016)<br>Mr G Cresswell, Chair (from 2 May 2017)<br>Ms J Eminson (resigned 7 February 2017)<br>Mr D Lewis (appointed 1 September 2016)<br>Mrs D Polowyj<br>Mrs T Clarke (appointed 13 December 2016)<br>Mr C Cooper, Staff Trustee (appointed 1 September 2017)<br>Mrs D Dalton (appointed 1 September 2016)<br>Mr M Dulson (appointed 10 October 2017)<br>Mr C Ellis, Staff Trustee (appointed 1 September 2017)<br>Mrs J Troth (resigned 7 April 2017)<br>Mrs D Williams (resigned 31 January 2017) |
| <b>Company registered number</b>        | 08172888  |
| <b>Company name</b>                     | S. Peter's Collegiate Church of England Academy Trust   |
| <b>Principal and registered office</b>  | Compton Road West<br>Wolverhampton<br>WV3 9DU   |
| <b>Principal and Accounting Officer</b> | Mr D Lewis  |
| <b>Senior management team</b>           | Mr D Lewis, Principal and Accounting Officer (from 1 September 2016)<br>Mrs A Howe, Business Manager (until 31 August 2017)<br>Mr D Cooke, Associate Principal<br>Mrs J Cooke, Assistant Principal<br>Mrs R Pritchard, Assistant Principal<br>Mr T Barnard, Assistant Principal   |
| <b>Independent auditor</b>              | Dains LLP<br>15 Colmore Row<br>Birmingham<br>B3 2BH   |
| <b>Bankers</b>                          | Lloyds Bank Plc<br>Queen Square<br>Wolverhampton<br>West Midlands<br>WV1 1RF  |

## **S. Peter's Collegiate Church of England Academy Trust**

### **Trustees' report For the Year Ended 31 August 2017**

---

The Trustees present their annual report together with the financial statements and auditor's report of the charitable company for the year 1 September 2016 to 31 August 2017. The Annual report serves the purposes of both a Trustees' report, and a Directors' report under company law.

The Trust operates an academy for pupils aged 11 to 18. It has a pupil capacity of 1,155 and had a roll of 1080 in the school census in January 2017.

### **Structure, governance and management**

#### **a. Constitution**

The academy trust is a company limited by guarantee and an exempt charity. The charitable company's memorandum and articles of association are the primary governing documents of the academy trust.

The trustees of S. Peter's Collegiate Church of England Academy Trust are also the directors of the charitable company for the purposes of company law. The charitable company is known as S. Peter's Collegiate Church of England Academy Trust.

Details of the Trustees who served during the year are included in the Reference and administrative details on page 1.

#### **b. Members' liability**

Each member of the charitable company undertakes to contribute to the assets of the charitable company in the event of it being wound up while they are a member, or within one year after they cease to be a member, such amount as may be required, not exceeding £10, for the debts and liabilities contracted before they ceased to be a member.

#### **c. Trustees' indemnities**

Since the incorporation of the Charitable Company on 5 July 2011, the Trustees (directors) have been indemnified in respect of their legal liability for financial loss arising as a result of a negligent act, accidental error or omission in the course of their official duties. As explained in Note 11 to the financial statements the limit of this indemnity is £5,000,000.

#### **d. Method of recruitment and appointment or election of Trustees**

The management of the Academy is the responsibility of the Trustees who are elected and co opted under the terms of the Articles of Association.

The Trustee body should be made up of:

a) a minimum of 9 Trustees having received the following nominations;

- i) 5 shall be nominated by the Lichfield Diocesan Academies Trust, and
- ii) 4 shall be nominated by the Incumbent following consultation with S Peter's District Church Council.

b) up to 3 staff Trustees;

c) the Incumbent;

d) 3 parent Trustees;

e) the principal; and

f) any additional Trustees appointed by the Secretary of State for Education.

**e. Policies and procedures adopted for the induction and training of Trustees**

Following their appointment/election all new Trustees receive an introduction to their role from the Chair of Trustees and Principal. There is an opportunity to tour the school and meet the members of the Leadership Team. The Clerk to the Trustees provides an induction pack for all new Trustees and liaises with them to ascertain their preference in Committee membership.

The Board of Trustees is committed to providing adequate opportunities for Trustees to undertake and receive suitable training so as to enable them to undertake their role more effectively. The Board of Trustees allocates an annual budget for Trustee training and collectively decides on the most appropriate training necessary. Trustees with specific roles within the Board of Trustees are strongly encouraged to undertake training as required. There is a nominated trustee who undertakes the responsibility of reviewing training opportunities and makes recommendations to the Board of Trustees. The nominated Trustee liaises with the Business Manager and Chair of Trustees.

**f. Organisational structure**

The leadership and management structure of the Academy comprises the Trustees, Senior Leadership Team and Middle Leaders.

The Trustees are responsible for setting general policy, adopting an annual plan and budget, monitoring the Academy's use of budgets, admission of students and making major decisions about the direction of the Academy, capital expenditure and the staffing structures.

The Senior Leadership Team includes the Principal, Associate Principal, three Assistant Principals and the Business Manager who are responsible for the day to day operations of the Academy, in particular the teaching and associate staff, facilities and students in order to deliver high quality teaching and learning in a faith based establishment.

**g. Pay policy for key management personnel**

The Board of Trustees determine the annual pay budget on the recommendation of the Pay Committee. The Board of Trustees has delegated its pay powers to the Pay Committee.

All teaching staff salaries, including those of the Principal, Vice Principal, Associate and Assistant Principals are reviewed annually to take effect from 1 September. The Board of Trustees endeavour to complete teachers' annual pay reviews by 31 October and the Principal's annual pay review by 31 December.

For appointments the Board of Trustees determine the pay range to be advertised and agree pay on appointment, taking account of the full role.

**h. Connected organisations, including related party relationships**

The Academy works closely with the Diocese of Lichfield and the Lichfield Diocesan Board of Education.

## **S. Peter's Collegiate Church of England Academy Trust**

### **Trustees' report (continued) For the Year Ended 31 August 2017**

---

#### **Objectives and Activities**

##### **a. Objects and aims**

The principal object and activity of the charitable company S. Peter's Collegiate Church of England Academy Trust is to offer a broad and balanced curriculum conducted in accordance with the principles, practices and tenets of the Church of England both generally and in particular in relation to arrangement for religious education and daily acts of worship as required by the Funding Agreement.

##### **b. Objectives, strategies and activities**

S. Peter's Collegiate School offers a broad and balanced curriculum to pupils and students aged 11-19 in a Christian environment, in the tradition of the Church of England.

It is currently rated as Good by Ofsted (September 2017).

The previous Principal left on 31 August 2016 and an Interim Principal was appointed from 1 September 2016 which become permanent on 28 November 2016 to lead a root and branch review of the school, raise outcomes and ensure full compliance with all aspects of the work of the school.

The deficit has been eliminated and there is currently a full review of Associate Staff with a view to a significant reduction in spending on salary expenditure during the 2017-18 academic year.

##### **c. Public benefit**

The Trustees have considered the Charity Commission's guidance on Public Benefit. The key public benefit delivered by S. Peter's Collegiate Church of England Academy Trust is the maintenance and development of a quality education provided by the school. It is the Trustees' aim to deliver outstanding learning to all of its students during the journey of improvement towards excellence. It is a priority to ensure the public benefit for all young people in Wolverhampton and the surrounding areas.

In doing this, S. Peter's Collegiate Church of England Academy Trust not only offers a broadly based academic education but aims to educate the whole individual. A very wide range of extra curricular activities and educational trips and visits are offered to students.

## **S. Peter's Collegiate Church of England Academy Trust**

### **Trustees' report (continued) For the Year Ended 31 August 2017**

---

#### **Strategic report**

#### **Achievements and performance**

##### **a. Key performance indicators**

Well above average attainment at GCSE

Progress 8 2016 is -0.08, placing the school in the top 30% of all schools nationally, in terms of progress. The 2017 Progress 8 measure has not yet been published but is likely to be similar to 2016. It is expected that there will be a significant rise in Progress 8 from 2019 once the newly reviewed curriculum has achieved impact.

This represents the best GCSE performance of the school.

School currently judged as Good by Ofsted

The internal audit report judges that the Academy has good financial controls and is judged to be financially at 'low risk' with the leadership being praised for the robust actions taken during 2016-17.

Substantive Principal in post since 28/11/15

New Business Manager in post from 01/12/17

As a result of radical action taken by the Governing Body, supported by the Diocese of Lichfield, from February 2016, the Interim Executive Board no longer operates, with full powers undertaken by the Full Board of Directors in place from March 2016.

Full review of Governing Body and the committee structure with 2 main committees in October 2016, – Resources and Attainment and Progress – in place from October 2016, with a new Chair of Governors from September 2016.

#### **Key Performance Indicators**

| <b>Examination Results</b>                          | <b>2017<br/>A Level</b> | <b>2016<br/>A Level</b> |
|---|-------------------------|-------------------------|
| Pass rate   |                         |                         |
| A*  | 10%                     | 10%                     |
| A* or A   | 23%                     | 23%                     |
| A* to B   | 40%                     | 40%                     |
| A* to C   | 66%                     | 66%                     |
|   | <b>GCSE</b>             | <b>GCSE</b>             |
| Pass rate (5A*-C including English and mathematics) | 74%                     | 74%                     |
| <b>Pupil Attendance Data</b>                        |                         |                         |
| Attendance  | 97.1%                   | 97.1%                   |
| <b>Financial Data</b>                               |                         |                         |
| Un/Restricted fund reserves % GAG Funding           | 0.4%                    | 0.4%                    |
| Staff Costs % of GAG Funding                        | 87.0%                   | 87.0%                   |

**Trustees' report (continued)**  
**For the Year Ended 31 August 2017**

---

**b. Going concern**

After making appropriate enquiries, the board of trustees has a reasonable expectation that the Academy has adequate resources to continue in operational existence for the foreseeable future. For this reason it continues to adopt the going concern basis in preparing the financial statements. Further details regarding the adoption of the going concern basis can be found in the Accounting Policies.

**Financial review**

**a. Overview**

Most of the Academy Trust's income is obtained from the Education and Skills Funding Agency (ESFA) in the form of General Annual Grant (GAG), the use of which is restricted to furthering the objects of the Academy Trust. The grants received from the ESFA during the year ended 31 August 2017 and associated expenditure are shown as restricted funds in the statement of financial activities.

During the year ended 31 August 2017, total expenditure of £5,574,957 (excluding depreciation of £234,558) was covered by GAG funding from the ESFA together with other incoming resources generated by the Academy.

Revenue donations of £18,900 from Governors accounts were received during the period which has contributed to the significant improvement in the current year resulting in a revenue surplus of £152,201.

After taking into account the surplus of £22,394 brought forward from 31 August 2015, the cumulative reserves held at 31 August 2017 is £174,595.

As at 31 August 2017 the net book value of fixed assets was £5,229,504; movements in tangible fixed assets are shown in note 12 to the financial statements. The assets were used for providing education and the associated support services to students of the Academy.

This year, a number of measures have been taken to secure the long term financial viability of the Academy whilst continuing to drive improving standards within teaching and learning. Although changes to staffing, timetabling and the curriculum were implemented to contribute to a reduced cost base, the best GCSE performance of the school was achieved. The Academy will focus on reductions in staffing expenditure and increasing school income through an increased PAN, combined with maintaining strong internal controls to ensure the long term financial sustainability of the Academy.

**b. Reserves policy**

The purpose of the Reserves Policy is to ensure the stability of the Academy's organisational operations, to protect it so that it has the ability to adjust quickly to financial circumstances, such as large unbudgeted expenditure, cyclical maintenance and working capital.

All reserves are reported and reviewed regularly at Director's meetings and expenditure from reserves approved by the Trustees. The Trustees are responsible for ensuring funds are maintained and used only as described in the policy and always in accordance with ESFA guidelines.

**c. Material investments policy**

With respect to its cash holdings the Board of Trustees has adopted a low risk strategy. The Academy maintains a current account with the school's bankers. When the cashflow pattern indicates, the Academy will consider investing any surplus funds, whilst ensuring that adequate liquid funds are available to meet the day to day requirements of the Academy.



**Trustees' report (continued)  
For the Year Ended 31 August 2017**

---

**d. Principal risks and uncertainties**

Risk Management

The Board of Trustees prepared and used a Risk Register to identify and monitor the potential risks faced by the Academy Trust. Risks considered were divided into the following categories:

- Operational
- Strategic and Reputational
- Compliance
- Financial Risks

Actions required to improve controls have been considered, where existing controls are not fully adequate and measures have been put in place to help mitigate risks. The Risk Register is reviewed periodically by the Resources Committee.

Financial and Risk Management Objectives and Policies

The Academy's exposure to financial risk is primarily bank balances, cash and trade creditors, with limited trade and other debtors.

Financial risk management within the Academy will be governed by policies and guidelines reviewed by the Resources Committee and approved by the Board of Trustees. In line with its Reserves Policy the Board of Trustees aims to ensure there are sufficient reserves of cash to meet its financial obligations at all times.

The objective of financial risk management is to limit any negative impact on the academy's results and financial position.

**Plans for future periods**

**a. Future developments**

A review of associate staffing is underway which will address the current high level of income expenditure on non-teaching salaries.

The school has grown from 180 pupils per year to 220 per year from September 2017 which will increase income into the school.

The City of Wolverhampton Council have requested the school expand to an intake of 280 pupils per year from September 2018 with a Sixth Form of 400. This is supported by the Board of Directors and the Diocese of Lichfield. This will also address some deficiencies in the buildings of the school, but not all.

There is a stronger drive to recruit and attract more post-16 students which will increase income into the school.

The school has applied to the EFA to have the lagged increase in funds waived so that the additional income is received in September 2017. This has been approved though the school has yet to receive the additional income.

This, together with reductions in staffing expenditure will ensure a stable financial future for the school.

3 year and 5 year budget projections are prepared.

**Funds held as custodian**

No funds are held on behalf of others.

**S. Peter's Collegiate Church of England Academy Trust**

**Trustees' report (continued)**  
**For the Year Ended 31 August 2017**


---

**Disclosure of information to auditor**

Insofar as the Trustees are aware:

- there is no relevant audit information of which the charitable company's auditors are unaware, and
- that Trustees have taken all the steps that ought to have been taken as a Trustee in order to be aware of any relevant audit information and to establish that the charitable company's auditor is aware of that information.

The Trustees' report, incorporating a strategic report, was approved by order of the board of trustees, as the company directors, on 23 November 2017 and signed on its behalf by:

  
\_\_\_\_\_  
Mr G Cresswell  
Chair of Trustees

## **S. Peter's Collegiate Church of England Academy Trust**

### **Governance Statement**

---

#### **Scope of Responsibility**

As trustees, we acknowledge we have overall responsibility for ensuring that S. Peter's Collegiate Church of England Academy Trust has an effective and appropriate system of control, financial and otherwise. However such a system is designed to manage rather than eliminate the risk of failure to achieve business objectives, and can provide only reasonable and not absolute assurance against material misstatement or loss.

The board of trustees has delegated the day-to-day responsibility to the Principal, as Accounting Officer, for ensuring financial controls conform with the requirements of both propriety and good financial management and in accordance with the requirements and responsibilities assigned to it in the funding agreement between S. Peter's Collegiate Church of England Academy Trust and the Secretary of State for Education. They are also responsible for reporting to the board of trustees any material weaknesses or breakdowns in internal control.

#### **Governance**

The information on governance included here supplements that described in the Trustees' report and in the Statement of Trustees' responsibilities. The board of trustees has formally met 13 times during the year. Attendance during the year at meetings of the board of trustees was as follows:

| Trustee   | Meetings attended | Out of a possible |
|---|-------------------|-------------------|
| Mr S Morgan, Staff Trustee (resigned 31 August 2017)            | 0                 | 0                 |
| Mrs K Preston   | 13                | 13                |
| Mr C Randles  | 7                 | 13                |
| Revd D Wright   | 10                | 13                |
| Mr T Barnard  | 11                | 13                |
| Mr A Bickley  | 11                | 13                |
| Mr J Chagger (appointed 14 December 2016)                       | 6                 | 7                 |
| Revd P Cody (resigned 30 September 2016)                        | 2                 | 2                 |
| Mr G Cresswell (appointed 25 May 2017), Chair (from 2 May 2017) | 13                | 13                |
| Ms J Eminson (resigned 7 February 2017)                         | 7                 | 7                 |
| Mr D Lewis (appointed 1 September 2016)                         | 12                | 13                |
| Mrs D Polowyj   | 12                | 13                |
| Mrs T Clarke (appointed 13 December 2016)                       | 5                 | 7                 |
| Mr C Cooper, Staff Trustee (appointed 1 September 2017)         | 0                 | 0                 |
| Mrs D Dalton, Staff Trustee (appointed 1 September 2017)        | 12                | 13                |
| Mr M Dulson (appointed 10 October 2017)                         | 0                 | 0                 |
| Mr C Ellis, Staff Trustee (appointed 1 September 2017)          | 0                 | 0                 |
| Mrs J Troth (resigned 7 April 2017)                             | 8                 | 10                |
| Mrs D Williams (resigned 31 January 2017)                       | 6                 | 7                 |

## **S. Peter's Collegiate Church of England Academy Trust**

### **Governance Statement (continued)**

---

The Resources Committee is a sub-committee of the main board of trustees. Its purpose is to review and recommend for approval the annual budget, monitoring actual results against budget and any mitigating actions to be recommended to the board, ensure the academy operates within its Financial Regulations and EFSA, review the effectiveness of financial controls, annually review charges and remissions and make decisions on expenditure following recommendations from other committees and update policies relating to financial matters.

Attendance at meetings in the year was as follows:

| Trustee                                   | Meetings attended | Out of a possible |
|---|-------------------|-------------------|
| Mr T Barnard                              | 6                 | 6                 |
| Mr A Bickley                              | 9                 | 9                 |
| Mr J Chagger (appointed 14 December 2017) | 5                 | 7                 |
| Mr G Cresswell (appointed 25 May 2017)    | 2                 | 3                 |
| Ms J Eminson (resigned 7 February 2017)   | 4                 | 4                 |
| Mr D Lewis (appointed 1 September 2017)   | 9                 | 9                 |
| Mr N Morgan                               | 2                 | 3                 |
| Mrs K Preston                             | 8                 | 9                 |
| Mr C Randles                              | 8                 | 9                 |
| Rev'd Preb D Wright                       | 8                 | 9                 |

### **Review of Value for Money**

As Accounting Officer, the Principal has responsibility for ensuring that the Academy delivers good value in the use of public resources. The Accounting Officer understands that value for money refers to the educational and wider societal outcomes achieved in return for the taxpayer resources received.

The Accounting Officer considers how the Academy's use of its resources has provided good value for money during each academic year, and reports to the board of trustees where value for money can be improved, including the use of benchmarking data where appropriate. The Accounting Officer for the Academy has delivered improved value for money during the year by:

- Within the context of the efficient use of school resources, examination results and progress remains strong. S. Peter's offers a broad and challenging curriculum across all school years and this is achieved by the close monitoring of teaching group sizes and staffing costs
- Service level agreements and contracts are appraised and negotiated in a timely manner to get the best mix of quality and effectiveness at the lowest cost using competitive processes.
- The internal auditor reviews key financial policies, systems and procedures as well as undertake benchmarking of costs to sector averages and reports to the Resources Committee on a termly basis.

### **The Purpose of the System of Internal Control**

The system of internal control is designed to manage risk to a reasonable level rather than to eliminate all risk of failure to achieve policies, aims and objectives; it can therefore only provide reasonable and not absolute assurance of effectiveness. The system of internal control is based on an ongoing process designed to identify and prioritise the risks to the achievement of Academy policies, aims and objectives, to evaluate the likelihood of those risks being realised and the impact should they be realised, and to manage them efficiently, effectively and economically. The system of internal control has been in place in S. Peter's Collegiate Church of England Academy Trust for the year 1 September 2016 to 31 August 2017 and up to the date of approval of the annual report and financial statements.

### **Capacity to Handle Risk**

The board of trustees has reviewed the key risks to which the Academy is exposed together with the operating, financial and compliance controls that have been implemented to mitigate those risks. The board of trustees is of the view that there is a formal ongoing process for identifying, evaluating and managing the Academy's significant risks, that has been in place for the year 1 September 2016 to 31 August 2017 and up to the date of

**Governance Statement (continued)**

---

approval of the annual report and financial statements. This process is regularly reviewed by the board of trustees.

**The Risk and Control Framework**

The Academy's system of internal financial control is based on a framework of regular management information and administrative procedures including the segregation of duties and a system of delegation and accountability. In particular, it includes:

- comprehensive budgeting and monitoring systems with an annual budget and periodic financial reports which are reviewed and agreed by the board of trustees;
- regular reviews by the Resources Committee of reports which indicate financial performance against the forecasts and of major purchase plans, capital works and expenditure programmes;
- setting targets to measure financial and other performance;
- clearly defined purchasing (asset purchase or capital investment) guidelines.
- delegation of authority and segregation of duties;
- identification and management of risks.

The board of trustees has considered the need for a specific internal audit function and has decided to appoint Academy Advisory Limited as internal auditor.

The internal auditor's role includes giving advice on financial matters and performing a range of checks on the Academy's financial systems. In particular the checks carried out in the current period included:

- Overall accounts and financial health
- Purchasing and procurement
- Payroll
- Revenue and debtors
- Cash and banking
- Journals and other areas

On a termly basis, the internal auditor reports to the board of trustees through the audit committee on the operation of the systems of control and on the discharge of the board of trustees' financial responsibilities.

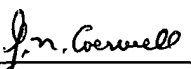
**Review of Effectiveness**


As Accounting Officer, the Principal has responsibility for reviewing the effectiveness of the system of internal control. During the year in question the review has been informed by:

- the work of the internal auditor;
- the work of the external auditor;
- the financial management and governance self-assessment process;
- the work of the executive managers within the Academy who have responsibility for the development and maintenance of the internal control framework.

The Accounting Officer has been advised of the implications of the result of their review of the system of internal control by the Resources Committee and a plan to address weaknesses and ensure continuous improvement of the system is in place.

Approved by order of the members of the board of trustees on 23 November 2017 and signed on their behalf, by:

  
\_\_\_\_\_  
Mr G Cresswell  
Chair of Trustees

  
\_\_\_\_\_  
Mr D Lewis  
Accounting Officer

## **S. Peter's Collegiate Church of England Academy Trust**


### **Statement on Regularity, Propriety and Compliance**

---

As Accounting Officer of S. Peter's Collegiate Church of England Academy Trust I have considered my responsibility to notify the academy trust board of trustees and the Education and Skills Funding Agency (ESFA) of material irregularity, impropriety and non-compliance with ESFA terms and conditions of funding, under the funding agreement in place between the academy trust and the Secretary of State for Education. As part of my consideration I have had due regard to the requirements of the Academies Financial Handbook 2016.

I confirm that I and the academy trust board of trustees are able to identify any material irregular or improper use of funds by the academy trust, or material non-compliance with the terms and conditions of funding under the academy trust's funding agreement and the Academies Financial Handbook 2016.

I confirm that no instances of material irregularity, impropriety or funding non-compliance have been discovered to date. If any instances are identified after the date of this statement, these will be notified to the board of trustees and ESFA.



**Mr D Lewis**  
**Accounting Officer**

Date: 23 November 2017

## **S. Peter's Collegiate Church of England Academy Trust**

### **Statement of Trustees' responsibilities For the Year Ended 31 August 2017**

---

The Trustees (who act as governors of S. Peter's Collegiate Church of England Academy Trust and are also the directors of the charitable company for the purposes of company law) are responsible for preparing the Trustees' report and the financial statements in accordance with the Annual Accounts Direction issued by the Education and Skills Funding Agency, United Kingdom Accounting Standards (United Kingdom Generally Accepted Accounting Practice) and applicable law and regulations.

Company law requires the Trustees to prepare financial statements for each financial year. Under company law the Trustees must not approve the financial statements unless they are satisfied that they give a true and fair view of the state of affairs of the charitable company and of its incoming resources and application of resources, including its income and expenditure, for that period. In preparing these financial statements, the Trustees are required to:

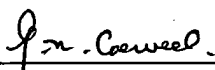
- select suitable accounting policies and then apply them consistently;
- observe the methods and principles of the Charities SORP 2015 and the Academies Accounts Direction 2016 to 2017;
- make judgments and accounting estimates that are reasonable and prudent;
- state whether applicable UK Accounting Standards (FRS 102) have been followed, subject to any material departures disclosed and explained in the financial statements;
- prepare the financial statements on the going concern basis unless it is inappropriate to presume that the charitable company will continue in business.

The Trustees are responsible for keeping adequate accounting records that are sufficient to show and explain the charitable company's transactions and disclose with reasonable accuracy at any time the financial position of the charitable company and enable them to ensure that the financial statements comply with the Companies Act 2006. They are also responsible for safeguarding the assets of the charitable company and hence for taking reasonable steps for the prevention and detection of fraud and other irregularities.

The Trustees are responsible for ensuring that in its conduct and operation the charitable company applies financial and other controls, which conform with the requirements both of propriety and of good financial management. They are also responsible for ensuring grants received from ESFA/DfE have been applied for the purposes intended.

The Trustees are responsible for the maintenance and integrity of the corporate and financial information included on the charitable company's website. Legislation in the United Kingdom governing the preparation and dissemination of financial statements may differ from legislation in other jurisdictions.

Approved by order of the members of the board of trustees on 23 November 2017 and signed on its behalf by:

  
\_\_\_\_\_  
**Mr G Gresswell**  
**Chair of Trustees**

## **S. Peter's Collegiate Church of England Academy Trust**

### **Independent auditor's report on the financial statements to the members of S. Peter's Collegiate Church of England Academy Trust**

---

#### **Opinion**

We have audited the financial statements of S. Peter's Collegiate Church of England Academy Trust for the year ended 31 August 2017 which comprise the Statement of financial activities incorporating income and expenditure account, the Balance sheet, the Statement of cash flows and the related notes, including a summary of significant accounting policies. The financial reporting framework that has been applied in their preparation is applicable law, United Kingdom Accounting Standards (United Kingdom Generally Accepted Accounting Practice), including FRS 102 'The Financial Reporting Standard applicable in the UK and Republic of Ireland', the Charities SORP 2015 and the Academies Accounts Direction 2016 to 2017 issued by the Education and Skills Funding Agency.

This report is made solely to the Academy's members, as a body, in accordance with Chapter 3 of Part 16 of the Companies Act 2006. Our audit work has been undertaken so that we might state to the Academy's members those matters we are required to state to them in an Auditor's report and for no other purpose. To the fullest extent permitted by law, we do not accept or assume responsibility to anyone other than the Academy and its members, as a body, for our audit work, for this report, or for the opinions we have formed.

In our opinion the financial statements:

- give a true and fair view of the state of the Academy's affairs as at 31 August 2017 and of its incoming resources and application of resources, including its income and expenditure for the year then ended;
- have been properly prepared in accordance with United Kingdom Generally Accepted Accounting Practice; and
- have been prepared in accordance with the requirements of the Companies Act 2006, the Charities SORP 2015 and the Academies Accounts Direction 2016 to 2017 issued by the Education and Skills Funding Agency.

#### **Basis of opinion**

We conducted our audit in accordance with International Standards on Auditing (UK) (ISAs (UK)) and applicable law. Our responsibilities under those standards are further described in the Auditor's responsibilities for the audit of the financial statements section of our report. We are independent of the Academy in accordance with the ethical requirements that are relevant to our audit of the financial statements in the United Kingdom, including the Financial Reporting Council's Ethical Standard, and we have fulfilled our other ethical responsibilities in accordance with these requirements. We believe that the audit evidence we have obtained is sufficient and appropriate to provide a basis for our opinion.

#### **Conclusions relating to going concern**

We have nothing to report in respect of the following matters in relation to which the ISAs (UK) require us to report to you where:

- the Trustees' use of the going concern basis of accounting in the preparation of the financial statements is not appropriate; or
- the Trustees have not disclosed in the financial statements any identified material uncertainties that may cast significant doubt about the Academy's ability to continue to adopt the going concern basis of accounting for a period of at least twelve months from the date when the financial statements are authorised for issue.

#### **Other information**

The Trustees are responsible for the other information. The other information comprises the information included in the Annual report, other than the financial statements and our Auditor's report thereon. Our opinion on the financial statements does not cover the information and, except to the extent otherwise explicitly stated in our



## **S. Peter's Collegiate Church of England Academy Trust**

### **Independent auditor's report on the financial statements to the members of S. Peter's Collegiate Church of England Academy Trust**

---

report, we do not express any form of assurance conclusion thereon.

In connection with our audit of the financial statements, our responsibility is to read the other information and, in doing so, consider whether the other information is materially inconsistent with the financial statements or our knowledge obtained in the audit or otherwise appears to be materially misstated. If we identify such material inconsistencies or apparent material misstatements, we are required to determine whether there is a material misstatement in the financial statements or a material misstatement of the other information. If, based on the work we have performed, we conclude that there is a material misstatement of this other information, we are required to report that fact.

We have nothing to report in this regard.

#### **Opinion on other matters prescribed by the Companies Act 2006**

In our opinion, based on the work undertaken in the course of the audit:

- the information given in the Trustees' report including the Strategic report for which the financial statements are prepared is consistent with the financial statements.
- the Trustees' report and the Strategic report have been prepared in accordance with applicable legal requirements.

#### **Matters on which we are required to report by exception**

In the light of our knowledge and understanding of the Academy and its environment obtained in the course of the audit, we have not identified material misstatements in the Trustees' report including the Strategic report.

We have nothing to report in respect of the following matters in relation to which the Companies Act 2006 requires us to report to you if, in our opinion:

- adequate accounting records have not been kept, or returns adequate for our audit have not been received from branches not visited by us; or
- the financial statements are not in agreement with the accounting records and returns; or
- certain disclosures of Trustees' remunerations specified by law not made; or
- we have not received all the information and explanations we require for our audit.

#### **Responsibilities of trustees**

As explained more fully in the Statement of Trustees' responsibilities, the Trustees (who are also the directors of the Academy for the purposes of company law) are responsible for the preparation of the financial statements and for being satisfied that they give a true and fair view, and for such internal control as the Trustees determine is necessary to enable the preparation of financial statements that are free from material misstatement, whether due to fraud or error.

In preparing the financial statements, the Trustees are responsible for assessing the Academy's ability to continue as a going concern, disclosing, as applicable, matters related to going concern and using the going concern basis of accounting unless the Trustees either intend to liquidate the Academy's or to cease operations, or have no realistic alternative but to do so.

**S. Peter's Collegiate Church of England Academy Trust**

**Independent auditor's report on the financial statements to the members of S. Peter's Collegiate Church of England Academy Trust**

---

**Auditor's responsibilities for the audit of the financial statements**

Our objectives are to obtain reasonable assurance about whether the financial statements as a whole are free from material misstatement, whether due to fraud or error, and to issue an Auditor's report that includes our opinion. Reasonable assurance is a high level of assurance, but is not a guarantee that an audit conducted in accordance with ISAs (UK) will always detect a material misstatement when it exists. Misstatements can arise from fraud or error and are considered material if, individually or in the aggregate, they could reasonably be expected to influence the economic decisions of users taken on the basis of these financial statements.

A further description of our responsibilities for the audit of the financial statements is located on the Financial Reporting Council's website at: [www.frc.org.uk/auditorsresponsibilities](http://www.frc.org.uk/auditorsresponsibilities). The description forms part of our Auditor's report.



Andrew Morris FCA (Senior statutory auditor)

for and on behalf of

**Dains LLP**

Statutory Auditor  
Chartered Accountants

Birmingham  
23 November 2017

## **S. Peter's Collegiate Church of England Academy Trust**

### **Independent reporting accountant's assurance report on regularity to S. Peter's Collegiate Church of England Academy Trust and the Education and Skills Funding Agency**

---

In accordance with the terms of our engagement letter dated 31 October 2016 and further to the requirements of the Education and Skills Funding Agency (ESFA) as included in the Academies Accounts Direction 2016 to 2017, we have carried out an engagement to obtain limited assurance about whether the expenditure disbursed and income received by S. Peter's Collegiate Church of England Academy Trust during the year 1 September 2016 to 31 August 2017 have been applied to the purposes identified by Parliament and the financial transactions conform to the authorities which govern them.

This report is made solely to S. Peter's Collegiate Church of England Academy Trust and the ESFA in accordance with the terms of our engagement letter. Our work has been undertaken so that we might state to S. Peter's Collegiate Church of England Academy Trust and the ESFA those matters we are required to state in a report and for no other purpose. To the fullest extent permitted by law, we do not accept or assume responsibility to anyone other than S. Peter's Collegiate Church of England Academy Trust and the ESFA, for our work, for this report, or for the conclusion we have formed.

#### **Respective responsibilities of S. Peter's Collegiate Church of England Academy Trust's accounting officer and the reporting accountant**

The Accounting Officer is responsible, under the requirements of S. Peter's Collegiate Church of England Academy Trust's funding agreement with the Secretary of State for Education dated 1 October 2012, and the Academies Financial Handbook extant from 1 September 2016, for ensuring that expenditure disbursed and income received is applied for the purposes intended by Parliament and the financial transactions conform to the authorities which govern them.

Our responsibilities for this engagement are established in the United Kingdom by our profession's ethical guidance and are to obtain limited assurance and report in accordance with our engagement letter and the requirements of the Academies Accounts Direction 2016 to 2017. We report to you whether anything has come to our attention in carrying out our work which suggests that in all material respects, expenditure disbursed and income received during the year 1 September 2016 to 31 August 2017 have not been applied to purposes intended by Parliament or that the financial transactions do not conform to the authorities which govern them.

#### **Approach**

We conducted our engagement in accordance with the Academies Accounts Direction 2016 to 2017 issued by the ESFA. We performed a limited assurance engagement as defined in our engagement letter.

The objective of a limited assurance engagement is to perform such procedures as to obtain information and explanations in order to provide us with sufficient appropriate evidence to express a negative conclusion on regularity.

A limited assurance engagement is more limited in scope than a reasonable assurance engagement and consequently does not enable us to obtain assurance that we would become aware of all significant matters that might be identified in a reasonable assurance engagement. Accordingly, we do not express a positive opinion.

Our engagement includes examination, on a test basis, of evidence relevant to the regularity and propriety of the Academy's income and expenditure.

**S. Peter's Collegiate Church of England Academy Trust**

**Independent reporting accountant's assurance report on regularity to S. Peter's Collegiate Church of England Academy Trust and the Education and Skills Funding Agency (continued)**

---

**Conclusion**

In the course of our work, nothing has come to our attention which suggests that in all material respects the expenditure disbursed and income received during the year 1 September 2016 to 31 August 2017 have not been applied to purposes intended by Parliament and the financial transactions do not conform to the authorities which govern them.



**Dains LLP**

Statutory Auditor  
Chartered Accountants

Birmingham

23 November 2017

**S. Peter's Collegiate Church of England Academy Trust**

**Statement of financial activities  
(Incorporating income and expenditure account)  
For the Year Ended 31 August 2017**

|  | Note | Unrestricted<br>funds<br>2017<br>£ | Restricted<br>funds<br>2017<br>£ | Restricted<br>fixed asset<br>funds<br>2017<br>£ | Total<br>funds<br>2017<br>£ | Total<br>funds<br>2016<br>£ |
|--|------|------------------------------------|----------------------------------|---|-----------------------------|-----------------------------|
| <b>Income from:</b>  |      |                                    |                                  |   |                             |                             |
| Donations and capital grants   | 2    | 62,043                             | -                                | 22,647  | 84,690                      | 252,508                     |
| Charitable activities:   | 3    |                                    |                                  |   |                             |                             |
| Funding for the academy<br>trust's educational operations                          |      | 21,362                             | 5,481,667                        | -   | 5,503,029                   | 5,537,403                   |
| Other trading activities   | 4    | 33,851                             | -                                | -   | 33,851                      | 45,247                      |
| Investments  | 5    | 424                                | -                                | -   | 424                         | 947                         |
| <b>Total income</b>  |      | <b>117,680</b>                     | <b>5,481,667</b>                 | <b>22,647</b>                                   | <b>5,621,994</b>            | <b>5,836,105</b>            |
| <b>Expenditure on:</b>   |      |                                    |                                  |   |                             |                             |
| Academy trust's educational<br>operations  |      | 112,211                            | 5,462,746                        | 234,558   | 5,809,515                   | 6,183,179                   |
| <b>Total expenditure</b>   | 7    | <b>112,211</b>                     | <b>5,462,746</b>                 | <b>234,558</b>                                  | <b>5,809,515</b>            | <b>6,183,179</b>            |
| <b>Net income / (expenditure)<br/>before transfers</b>                             |      | <b>5,469</b>                       | <b>18,921</b>                    | <b>(211,911)</b>                                | <b>(187,521)</b>            | <b>(347,074)</b>            |
| Transfers between Funds  | 15   | -                                  | (39,189)                         | 39,189  | -                           | -                           |
| <b>Net income / (expenditure)<br/>before other recognised<br/>gains and losses</b> |      | <b>5,469</b>                       | <b>(20,268)</b>                  | <b>(172,722)</b>                                | <b>(187,521)</b>            | <b>(347,074)</b>            |
| Actuarial losses on defined<br>benefit pension schemes                             | 19   | -                                  | (766,000)                        | -   | (766,000)                   | (609,000)                   |
| <b>Net movement in funds</b>   |      | <b>5,469</b>                       | <b>(786,268)</b>                 | <b>(172,722)</b>                                | <b>(953,521)</b>            | <b>(956,074)</b>            |
| <b>Reconciliation of funds:</b>  |      |                                    |                                  |   |                             |                             |
| Total funds brought forward  |      | 22,394                             | (1,871,000)                      | 5,402,226                                       | 3,553,620                   | 4,509,694                   |
| <b>Total funds carried forward</b>   |      | <b>27,863</b>                      | <b>(2,657,268)</b>               | <b>5,229,504</b>                                | <b>2,600,099</b>            | <b>3,553,620</b>            |


The notes on pages 22 to 43 form part of these financial statements.

**S. Peter's Collegiate Church of England Academy Trust**  
**Registered number: 08172888**

**Balance sheet**  
**As at 31 August 2017**

|  | Note | £                  | 2017<br>£               | £                  | 2016<br>£               |
|--|------|--------------------|-------------------------|--------------------|-------------------------|
| <b>Fixed assets</b>                                    |      |                    |                         |                    |                         |
| Tangible assets  | 12   |                    | 5,229,504               |                    | 5,402,226               |
| <b>Current assets</b>                                  |      |                    |                         |                    |                         |
| Debtors  | 13   | 150,529            |                         | 110,651            |                         |
| Cash at bank and in hand                               |      | 431,047            |                         | 358,211            |                         |
|  |      | <u>581,576</u>     |                         | <u>468,862</u>     |                         |
| <b>Creditors: amounts falling due within one year</b>  | 14   | (406,981)          |                         | (446,468)          |                         |
| <b>Net current assets</b>                              |      |                    | <u>174,595</u>          |                    | <u>22,394</u>           |
| <b>Total assets less current liabilities</b>           |      |                    | <u>5,404,099</u>        |                    | <u>5,424,620</u>        |
| Defined benefit pension scheme liability               | 19   |                    | (2,804,000)             |                    | (1,871,000)             |
| <b>Net assets including pension scheme liabilities</b> |      |                    | <u><u>2,600,099</u></u> |                    | <u><u>3,553,620</u></u> |
| <b>Funds of the academy</b>                            |      |                    |                         |                    |                         |
| Restricted income funds:                               |      |                    |                         |                    |                         |
| Restricted income funds                                | 15   | 146,732            |                         | -                  |                         |
| Restricted fixed asset funds                           | 15   | 5,229,504          |                         | 5,402,226          |                         |
| Restricted income funds excluding pension liability    |      | <u>5,376,236</u>   |                         | <u>5,402,226</u>   |                         |
| Pension reserve  |      | <u>(2,804,000)</u> |                         | <u>(1,871,000)</u> |                         |
| Total restricted income funds                          |      |                    | <u>2,572,236</u>        |                    | <u>3,531,226</u>        |
| Unrestricted income funds                              | 15   |                    | <u>27,863</u>           |                    | <u>22,394</u>           |
| <b>Total funds</b>                                     |      |                    | <u><u>2,600,099</u></u> |                    | <u><u>3,553,620</u></u> |

The financial statements on pages 19 to 43 were approved by the Trustees, and authorised for issue, on 23 November 2017 and are signed on their behalf, by:

  
 \_\_\_\_\_  
**Mr G Gresswell**  
**Chair of Trustees**

The notes on pages 22 to 43 form part of these financial statements.

**S. Peter's Collegiate Church of England Academy Trust**

**Statement of cash flows  
For the Year Ended 31 August 2017**

---

|  | <b>Note</b> | <b>2017<br/>£</b>     | <b>2016<br/>£</b>     |
|--|-------------|-----------------------|-----------------------|
| <b>Cash flows from operating activities</b>                |             |                       |                       |
| Net cash provided by operating activities                  | 17          | <u>111,601</u>        | <u>66,217</u>         |
| <b>Cash flows from investing activities:</b>               |             |                       |                       |
| Dividends, interest and rents from investments             |             | 424                   | 947                   |
| Purchase of tangible fixed assets                          |             | (61,836)              | (54,040)              |
| Capital funding received from sponsors and others          |             | <u>22,647</u>         | <u>54,040</u>         |
| <b>Net cash (used in)/provided by investing activities</b> |             | <u>(38,765)</u>       | <u>947</u>            |
| <b>Change in cash and cash equivalents in the year</b>     |             | <b>72,836</b>         | <b>67,164</b>         |
| Cash and cash equivalents brought forward                  |             | <u>358,211</u>        | <u>291,047</u>        |
| <b>Cash and cash equivalents carried forward</b>           | 18          | <u><u>431,047</u></u> | <u><u>358,211</u></u> |

**1. Accounting policies**

A summary of the principal accounting policies adopted (which have been applied consistently, except where noted), judgments and key sources of estimation uncertainty, is set out below.

**1.1 Basis of preparation of financial statements**

The financial statements of the academy trust, which is a public benefit entity under FRS 102, have been prepared under the historical cost convention in accordance with the Financial Reporting Standard Applicable in the UK and Republic of Ireland (FRS 102), the Accounting and Reporting by Charities: Statement of Recommended Practice applicable to charities preparing their accounts in accordance with the Financial Reporting Standard applicable in the UK and Republic of Ireland (FRS 102) (Charities SORP (FRS 102)), the Academies Accounts Direction 2016 to 2017 issued by ESFA, the Charities Act 2011 and the Companies Act 2006.

S. Peter's Collegiate Church of England Academy Trust constitutes a public benefit entity as defined by FRS 102.

**1.2 Going concern**

The Trustees assess whether the use of going concern is appropriate, i.e. whether there are any material uncertainties related to events or conditions that may cast significant doubt on the ability of the Academy to continue as a going concern. The Trustees make this assessment in respect of a period of at least one year from the date of authorisation for issue of the financial statements and have concluded that the academy trust has adequate resources to continue in operational existence for the foreseeable future and there are no material uncertainties about the academy trust's ability to continue as a going concern, thus they continue to adopt the going concern basis of accounting in preparing the financial statements.



**Notes to the financial statements  
For the Year Ended 31 August 2017**

---

**1. Accounting policies (continued)**

**1.3 Income**

All income is recognised once the Academy has entitlement to the income, it is probable that the income will be received and the amount of income receivable can be measured reliably.

**Grants**

Grants are included in the Statement of financial activities incorporating income and expenditure account on a receivable basis. The balance of income received for specific purposes but not expended during the period is shown in the relevant funds on the Balance sheet. Where income is received in advance of entitlement of receipt, its recognition is deferred and included in creditors as deferred income. Where entitlement occurs before income is received, the income is accrued.

General Annual Grant is recognised in full in the Statement of financial activities incorporating income and expenditure account in the year for which it is receivable and any abatement in respect of the period is deducted from income and recognised as a liability.

Capital grants are recognised in full when there is an unconditional entitlement to the grant. Unspent amounts of capital grants are reflected in the balance sheet in the restricted fixed asset fund. Capital grants are recognised when there is entitlement and are not deferred over the life of the asset on which they are expended

**Sponsorship income**

Sponsorship income provided to the Academy which amounts to a donation is recognised in the Statement of financial activities incorporating income and expenditure account in the period in which it is receivable, where receipt is probable and it is measurable.

**Donations**

Donations are recognised on a receivable basis where receipt is probable and the amount can be reliably measured.

**Other income**

Other income, including the hire of facilities, is recognised in the period in which it is receivable and to the extent the goods have been provided or on completion of the service.

**1.4 Expenditure**

Expenditure is recognised once there is a legal or constructive obligation to transfer economic benefit to a third party, it is probable that a transfer of economic benefits will be required in settlement and the amount of the obligation can be measured reliably. Expenditure is classified by activity. The costs of each activity are made up of the total of direct costs and shared costs, including support costs involved in undertaking each activity. Direct costs attributable to a single activity are allocated directly to that activity. Shared costs which contribute to more than one activity and support costs which are not attributable to a single activity are apportioned between those activities on a basis consistent with the use of resources. Central staff costs are allocated on the basis of time spent, and depreciation charges allocated on the portion of the asset's use.

Expenditure on charitable activities are costs incurred on the Academy's educational operations, including support costs and those costs relating to the governance of the Academy appointed to charitable activities.

All expenditure is inclusive of irrecoverable VAT.

**Notes to the financial statements  
For the Year Ended 31 August 2017**

---

**1. Accounting policies (continued)**

**1.5 Tangible fixed assets and depreciation**

All assets costing more than £500 are capitalised and are carried at cost, net of depreciation and any provision for impairment.

Where tangible fixed assets have been acquired with the aid of specific grants, either from the government or from the private sector, they are included in the Balance sheet at cost and depreciated over their expected useful economic life. Where there are specific conditions attached to the funding requiring the continued use of the asset, the related grants are credited to a restricted fixed asset fund in the Statement of financial activities incorporating income and expenditure account and carried forward in the Balance sheet. Depreciation on the relevant assets is charged directly to the restricted fixed asset fund in the Statement of financial activities incorporating income and expenditure account. Where tangible fixed assets have been acquired with unrestricted funds, depreciation on such assets is charged to the unrestricted fund.

The academy trust company occupies:

- (a) land provided to it by the Local Authority under a 125-year lease;
- (b) land and buildings provided to it by site trustees under a mere licence (also referred to as a Church Supplemental Agreement) which contains a two year notice period.

In respect of;

- (a) A figure is entered that reflects advice taken on the value of the lease;
- (b) Having considered the fact that the academy trust company occupies the land and such buildings as may be or may come to be erected on it by a mere licence that transfers to the academy no rights or control over the site save that of occupying it at the will of the site trustees under the terms of the relevant site trust, the trustees have concluded that the value of the land and buildings occupied by the academy trust company will not be recognised on the balance sheet of the company.

Depreciation is provided on all tangible fixed assets other than freehold land, at rates calculated to write off the cost of these assets, less their estimated residual value, over their expected useful lives on the following bases:

|                          |   |                               |
|--------------------------|---|-------------------------------|
| Leasehold land           | - | over the term of the lease    |
| Improvements to property | - | 2% - 10% straight line basis  |
| Fixtures and fittings    | - | 10% - 20% straight line basis |
| Computer equipment       | - | 33% straight line basis       |

A review for impairment of a fixed asset is carried out if events or changes in circumstances indicate that the carrying value of any fixed asset may not be recoverable. Shortfalls between the carrying value of fixed assets and their recoverable amounts are recognised as impairments. Impairment losses are recognised in the Statement of financial activities incorporating income and expenditure account.

**1.6 Interest receivable**

Interest on funds held on deposit is included when receivable and the amount can be measured reliably by the Academy; this is normally upon notification of the interest paid or payable by the Bank.

**1.7 Debtors**

Trade and other debtors are recognised at the settlement amount after any trade discount offered. Prepayments are valued at the amount prepaid net of any trade discounts due.

**Notes to the financial statements  
For the Year Ended 31 August 2017**

---

**1. Accounting policies (continued)**

**1.8 Cash at Bank and in hand**

Cash at bank and in hand includes cash and short term highly liquid investments with a short maturity of three months or less from the date of acquisition or opening of the deposit or similar account.

**1.9 Liabilities and provisions**

Liabilities and provisions are recognised when there is an obligation at the Balance sheet date as a result of a past event, it is probable that a transfer of economic benefit will be required in settlement, and the amount of the settlement can be estimated reliably. Liabilities are recognised at the amount that the Academy anticipates it will pay to settle the debt or the amount it has received as advanced payments for the goods or services it must provide. Provisions are measured at the best estimate of the amounts required to settle the obligation. Where the effect of the time value of money is material, the provision is based on the present value of those amounts, discounted at the pre-tax discount rate that reflects the risks specific to the liability. The unwinding of the discount is recognised within interest payable and similar charges.

**1.10 Operating Leases**

Rentals under operating leases are charged to the Statement of financial activities incorporating income and expenditure account on a straight line basis over the lease term.

**1.11 Financial Instruments**

The Academy only holds basic financial instruments as defined in FRS 102. Basic financial instruments are initially recognised at transaction value and subsequently measured at their settlement value.

**1.12 Taxation**

The Academy is considered to pass the tests set out in Paragraph 1 Schedule 6 of the Finance Act 2010 and therefore it meets the definition of a charitable company for UK corporation tax purposes. Accordingly, the Academy is potentially exempt from taxation in respect of income or capital gains received within categories covered by Chapter 3 Part 11 of the Corporation Tax Act 2010 or Section 256 of the Taxation of Chargeable Gains Act 1992, to the extent that such income or gains are applied exclusively to charitable purposes.

**1.13 Pensions**

Retirement benefits to employees of the academy trust are provided by the Teachers' Pension Scheme ("TPS") and the Local Governments Pension Scheme ("LGPS"). These are defined benefit schemes.

The TPS is an unfunded scheme and contributions are calculated so as to spread the cost of pensions over employees' working lives with the Academy in such a way that the pension cost is a substantially level percentage of current and future pensionable payroll. The contributions are determined by the Government Actuary on the basis of quadrennial valuations using a prospective unit credit method. As stated in note 19, the TPS is a multi-employer scheme and there is insufficient information available to use defined benefit accounting. The TPS is therefore treated as a defined contribution scheme for accounting purposes and the contributions recognised in the period to which they relate.

**Notes to the financial statements  
For the Year Ended 31 August 2017**

---

**1. Accounting policies (continued)**

The LGPS is a funded scheme and the assets are held separately from those of the academy trust in separate trustee administered funds. Pension scheme assets are measured at fair value and liabilities are measured on an actuarial basis using the projected unit credit method and discounted at a rate equivalent to the current rate of return on a high quality corporate bond of equivalent term and currency to the liabilities. The actuarial valuations are obtained at least triennially and are updated at each Balance sheet date. The amounts charged to operating surplus are the current service costs and the costs of scheme introductions, benefit changes, settlements and curtailments. They are included as part of staff costs as incurred. Net interest on the net defined benefit liability/asset is also recognised in the Statement of financial activities incorporating income and expenditure account and comprises the interest cost on the defined benefit obligation and interest income on the scheme assets, calculated by multiplying the fair value of the scheme assets at the beginning of the period by the rate used to discount the benefit obligations. The difference between the interest income on the scheme assets and the actual return on the scheme assets is recognised in other recognised gains and losses.

Actuarial gains and losses are recognised immediately in other recognised gains and losses.

**1.14 Fund accounting**

Unrestricted income funds represent those resources which may be used towards meeting any of the charitable objects of the Academy at the discretion of the Trustees.

Restricted fixed asset funds are resources which are to be applied to specific capital purposes imposed by the Education and Skills Funding Agency where the asset acquired or created is held for a specific purpose.

Restricted general funds comprise all other restricted funds received with restrictions imposed by the funder and include grants from the Education and Skills Funding Agency.

**1. Accounting policies (continued)**

**1.15 Critical accounting estimates and areas of judgment**

Estimates and judgments are continually evaluated and are based on historical experience and other factors, including expectations of future events that are believed to be reasonable under the circumstances.

Critical accounting estimates and assumptions:

The Academy trust makes estimates and assumptions concerning the future. The resulting accounting estimates and assumptions will, by definition, seldom equal the related actual results. The estimates and assumptions that have a significant risk of causing a material adjustment to the carrying amounts of assets and liabilities within the next financial year are discussed below.

The present value of the Local Government Pension Scheme defined benefit liability depends on a number of factors that are determined on an actuarial basis using a variety of assumptions. The assumptions used in determining the net cost (income) for pensions include the discount rate. Any changes in these assumptions, which are disclosed in note 19, will impact the carrying amount of the pension liability. Furthermore a roll forward approach which projects results from the latest full actuarial valuation performed at 31 March 2013 has been used by the actuary in valuing the pensions liability at 31 August 2017. Any differences between the figures derived from the roll forward approach and a full actuarial valuation would impact on the carrying amount of the pension liability.

**Critical areas of judgement:**

The preparation of the financial statements in conformity with generally accepted accounting principles requires the Trustees to make estimates and assumptions that affect the reported amount of assets and liabilities and disclosure of contingent assets and liabilities at the date of the financial statements and the reported amounts of revenues and expenses during the reporting period. Actual results in the future could differ from those estimates. In this regard, the Trustees believe that the critical accounting policies where judgements or estimating are necessarily applied are summarised

Tangible fixed assets are depreciated over the useful lives taking into account residual values where appropriate. The actual lives of the assets and residual values are assessed annually and may vary depending on a number of factors.

**S. Peter's Collegiate Church of England Academy Trust**

**Notes to the financial statements  
For the Year Ended 31 August 2017**

**2. Income from donations and capital grants**

|                             | <b>Unrestricted<br/>funds<br/>2017<br/>£</b> | <b>Restricted<br/>funds<br/>2017<br/>£</b> | <b>Restricted<br/>fixed asset<br/>funds<br/>2017<br/>£</b> | <b>Total<br/>funds<br/>2017<br/>£</b> | <b>Total<br/>funds<br/>2016<br/>£</b> |
|-----------------------------|--|--|--|---------------------------------------|---------------------------------------|
| Capital grant income        | -  | -  | 22,647   | 22,647                                | 22,263                                |
| Governors capital donations | -  | -  | -  | -                                     | 54,040                                |
| Governors donations         | 18,900                                       | -  | -  | 18,900                                | 123,960                               |
| Parental donations          | 42,668                                       | -  | -  | 42,668                                | 48,824                                |
| Other donations             | 475  | -  | -  | 475                                   | 3,421                                 |
|                             | <b>62,043</b>                                | <b>-</b>                                   | <b>22,647</b>  | <b>84,690</b>                         | <b>252,508</b>                        |
| <i>Total 2016</i>           | 176,205                                      | -  | 76,303   | 252,508                               |                                       |

**S. Peter's Collegiate Church of England Academy Trust**

**Notes to the financial statements  
For the Year Ended 31 August 2017**

**3. Funding for Academy's educational operations**

|                                      | <b>Unrestricted<br/>funds<br/>2017<br/>£</b> | <b>Restricted<br/>funds<br/>2017<br/>£</b> | <b>Total<br/>funds<br/>2017<br/>£</b> | <b>Total<br/>funds<br/>2016<br/>£</b> |
|--------------------------------------|--|--|---------------------------------------|---------------------------------------|
| <b>DfE/ESFA grants</b>               |  |  |                                       |                                       |
| General Annual Grant (GAG)           | -  | 5,266,106                                  | 5,266,106                             | 5,234,912                             |
| Pupil premium                        | -  | 130,187                                    | 130,187                               | 108,466                               |
| Bursary grant                        | -  | 14,160                                     | 14,160                                | 12,352                                |
| Rates relief                         | -  | 27,813                                     | 27,813                                | 27,949                                |
| Year 7 catch up grant                | -  | 7,091                                      | 7,091                                 | 6,500                                 |
|                                      | -  | 5,445,357                                  | 5,445,357                             | 5,390,179                             |
| <b>Other government grants</b>       |  |  |                                       |                                       |
| SEN grant income                     | -  | 21,979                                     | 21,979                                | 42,896                                |
| Pupil premium local authority income | -  | 10,900                                     | 10,900                                | 7,708                                 |
|                                      | -  | 32,879                                     | 32,879                                | 50,604                                |
| <b>Other funding</b>                 |  |  |                                       |                                       |
| Teacher release                      | -  | 1,642                                      | 1,642                                 | 17,875                                |
| University placement income          | -  | 1,789                                      | 1,789                                 | 2,527                                 |
| Catering                             | 126  | -  | 126                                   | 64,001                                |
| Insurance claim income               | 9,266  | -  | 9,266                                 | 2,820                                 |
| Other income                         | 11,970                                       | -  | 11,970                                | 9,397                                 |
|                                      | 21,362                                       | 3,431                                      | 24,793                                | 96,620                                |
|                                      | 21,362                                       | 5,481,667                                  | 5,503,029                             | 5,537,403                             |
| <b>Total 2016</b>                    | 76,218                                       | 5,461,185                                  | 5,537,403                             |                                       |

**S. Peter's Collegiate Church of England Academy Trust**

**Notes to the financial statements  
For the Year Ended 31 August 2017**

**4. Other trading activities**

|  | <b>Unrestricted<br/>funds<br/>2017<br/>£</b> | <b>Restricted<br/>funds<br/>2017<br/>£</b> | <b>Total<br/>funds<br/>2017<br/>£</b> | <b>Total<br/>funds<br/>2016<br/>£</b> |
|--|--|--|---------------------------------------|---------------------------------------|
| Hire of Facilities                     | 25,259                                       | -  | 25,259                                | 22,041                                |
| Photography commission                 | 2,291  | -  | 2,291                                 | 2,135                                 |
| Photocopy printing                     | 645  | -  | 645                                   | 1,289                                 |
| Purchase of school materials by pupils | 205  | -  | 205                                   | 12,453                                |
| ICT consultancy income                 | 5,451  | -  | 5,451                                 | 6,729                                 |
| Equipment hire                         | -  | -  | -                                     | 600                                   |
|  | <u>33,851</u>                                | <u>-</u>                                   | <u>33,851</u>                         | <u>45,247</u>                         |
| <i>Total 2016</i>                      | <u>45,247</u>                                | <u>-</u>                                   | <u>45,247</u>                         |                                       |

**5. Investment income**

|                        | <b>Unrestricted<br/>funds<br/>2017<br/>£</b> | <b>Restricted<br/>funds<br/>2017<br/>£</b> | <b>Total<br/>funds<br/>2017<br/>£</b> | <b>Total<br/>funds<br/>2016<br/>£</b> |
|------------------------|--|--|---------------------------------------|---------------------------------------|
| Bank interest received | 424  | -  | 424                                   | 947                                   |
|                        | <u>424</u>                                   | <u>-</u>                                   | <u>424</u>                            | <u>947</u>                            |
| <i>Total 2016</i>      | <u>947</u>                                   | <u>-</u>                                   | <u>947</u>                            |                                       |



**S. Peter's Collegiate Church of England Academy Trust**

**Notes to the financial statements  
For the Year Ended 31 August 2017**

**6. Charitable activities**

|   | <b>Total<br/>funds<br/>2017<br/>£</b> | <b>Total<br/>funds<br/>2016<br/>£</b> |
|---|---------------------------------------|---------------------------------------|
| <b>Direct costs - educational operations</b>  |                                       |                                       |
| Wages and salaries                            | 2,353,095                             | 2,614,810                             |
| National insurance                            | 240,326                               | 239,927                               |
| Pension cost                                  | 484,141                               | 421,058                               |
| Depreciation                                  | 179,351                               | 302,830                               |
| LGPS pension cost                             | 39,000                                | 44,000                                |
| Educational supplies                          | 102,388                               | 79,939                                |
| Examination fees                              | 118,082                               | 111,068                               |
| Staff development                             | 17,518                                | 8,028                                 |
| Technology costs                              | 79,036                                | 27,275                                |
| Educational consultancy                       | 133,040                               | 85,604                                |
| Educational trips and visits                  | 7,334                                 | 12,955                                |
| Other direct costs                            | 35,946                                | 25,264                                |
|   | <u>3,789,257</u>                      | <u>3,972,758</u>                      |
| <b>Support costs - educational operations</b> |                                       |                                       |
| Wages and salaries                            | 1,069,533                             | 1,193,421                             |
| National insurance                            | 81,925                                | 64,961                                |
| Pension cost                                  | 214,928                               | 214,112                               |
| Depreciation                                  | 55,207                                | 136,219                               |
| Educational supplies                          | 55,778                                | 68,266                                |
| Educational consultancy                       | 39,791                                | 46,049                                |
| Travel and subsistence                        | 14,265                                | 13,963                                |
| Other support costs                           | 95,233                                | 62,019                                |
| Maintenance of premises                       | 68,226                                | 32,838                                |
| Maintenance of equipment                      | 4,779                                 | 3,126                                 |
| Cleaning                                      | 10,014                                | 8,975                                 |
| Rates   | 31,390                                | 25,626                                |
| Water rates                                   | 13,021                                | 11,660                                |
| Energy  | 103,139                               | 105,701                               |
| Insurance                                     | 29,072                                | 64,750                                |
| Bad debts                                     | 51                                    | -                                     |
| Technology costs                              | 58,010                                | 69,825                                |
| Printing, postage and stationery              | 60,702                                | 77,325                                |
| Governance costs                              | 15,194                                | 11,585                                |
|   | <u>2,020,258</u>                      | <u>2,210,421</u>                      |
|   | <u><u>5,809,515</u></u>               | <u><u>6,183,179</u></u>               |

**S. Peter's Collegiate Church of England Academy Trust**

**Notes to the financial statements  
For the Year Ended 31 August 2017**

**7. Expenditure**

|                         | <b>Staff costs<br/>2017<br/>£</b> | <b>Premises<br/>2017<br/>£</b> | <b>Other costs<br/>2017<br/>£</b> | <b>Total<br/>2017<br/>£</b> | <b>Total<br/>2016<br/>£</b> |
|-------------------------|-----------------------------------|--------------------------------|-----------------------------------|-----------------------------|-----------------------------|
| Educational Operations: |                                   |                                |                                   |                             |                             |
| Direct costs            | <b>3,077,562</b>                  | <b>179,351</b>                 | <b>532,344</b>                    | <b>3,789,257</b>            | 3,972,758                   |
| Support costs           | <b>1,366,386</b>                  | <b>254,862</b>                 | <b>399,010</b>                    | <b>2,020,258</b>            | 2,210,421                   |
|                         | <b>4,443,948</b>                  | <b>434,213</b>                 | <b>931,354</b>                    | <b>5,809,515</b>            | 6,183,179                   |
| <i>Total 2016</i>       | <b>4,748,290</b>                  | <b>642,740</b>                 | <b>792,149</b>                    | <b>6,183,179</b>            |                             |

**8. Net income/(expenditure)**

This is stated after charging:

|  | <b>2017<br/>£</b> | <b>2016<br/>£</b> |
|--|-------------------|-------------------|
| Depreciation of tangible fixed assets: |                   |                   |
| - owned by the charity                 | <b>234,558</b>    | 439,049           |
| Auditor's remuneration                 | <b>8,350</b>      | 8,350             |
| Operating lease rentals                | <b>36,549</b>     | 63,018            |

**S. Peter's Collegiate Church of England Academy Trust**

**Notes to the financial statements  
For the Year Ended 31 August 2017**

**9. Staff costs**

Staff costs were as follows:

|  | <b>2017</b>      | <b>2016</b> |
|--|------------------|-------------|
|  | <b>£</b>         | <b>£</b>    |
| Wages and salaries                                 | <b>3,304,366</b> | 3,631,432   |
| Social security costs                              | <b>322,251</b>   | 304,888     |
| Operating costs of defined benefit pension schemes | <b>699,069</b>   | 635,169     |
|  | <b>4,325,686</b> | 4,571,489   |
| Apprenticeship levy                                | <b>719</b>       | -           |
| Supply teacher costs                               | <b>117,543</b>   | 95,391      |
| Staff restructuring costs                          | <b>-</b>         | 81,410      |
|  | <b>4,443,948</b> | 4,748,290   |

Staff restructuring costs comprise:

|                                   |          |        |
|-----------------------------------|----------|--------|
| Redundancy payments (contractual) | <b>-</b> | 81,410 |
|-----------------------------------|----------|--------|

The average number of persons employed by the Academy during the year was as follows:

|                     | <b>2017</b> | <b>2016</b> |
|---------------------|-------------|-------------|
|                     | <b>No.</b>  | <b>No.</b>  |
| Teachers            | <b>70</b>   | 70          |
| Educational support | <b>34</b>   | 34          |
| Administration      | <b>55</b>   | 62          |
|                     | <b>159</b>  | 166         |

The number of employees whose employee benefits (excluding employer pension costs) exceeded £60,000 was:

|                                | <b>2017</b> | <b>2016</b> |
|--------------------------------|-------------|-------------|
|                                | <b>No.</b>  | <b>No.</b>  |
| In the band £60,001 - £70,000  | <b>2</b>    | 1           |
| In the band £70,001 - £80,000  | <b>-</b>    | 1           |
| In the band £80,001 - £90,000  | <b>-</b>    | 1           |
| In the band £90,001 - £100,000 | <b>1</b>    | -           |

The key management personnel of the academy trust comprise the Trustees and the Senior Management Team as listed on page 1. The total amount of employee benefits (including employer pension contributions) received by key management personnel for their services to the academy trust was £538,550 (2016: £533,211).

## S. Peter's Collegiate Church of England Academy Trust

### Notes to the financial statements For the Year Ended 31 August 2017

---

#### 10. Trustees' remuneration and expenses

One or more Trustees has been paid remuneration or has received other benefits from an employment with the academy trust. The Principal and other staff Trustees only receive remuneration in respect of services they provide undertaking the roles of principal and other staff members under their contracts of employment, and not in respect of their role as Trustees. The value of Trustees' remuneration and other benefits was as follows:

|                                      |                            | 2017<br>£      | 2016<br>£     |
|--------------------------------------|----------------------------|----------------|---------------|
| T Barnard                            | Remuneration               | 50,000-55,000  | 35,000-40,000 |
|                                      | Pension contributions paid | 5,000-10,000   | 5,000-10,000  |
| C Ellis (appointed 1 September 2017) | Remuneration               | 20,000-25,000  |               |
|                                      | Pension contributions paid | 0-5,000        |               |
| D Lewis (appointed 1 September 2016) | Remuneration               | 95,000-100,000 |               |
|                                      | Pension contributions paid | 15,000-20,000  |               |
| D Polowyj                            | Remuneration               | 0-5,000        |               |
| S Morgan                             | Remuneration               | 40,000-45,000  |               |
|                                      | Pension contributions paid | 5,000-10,000   |               |
| J P Bruton (resigned 9 October 2015) | Remuneration               |                | 0-5,000       |
|                                      | Pension contributions paid |                | 0-5,000       |
| D Szwarc (resigned 31 December 2015) | Remuneration               |                | 20,000-25,000 |

During the year, no Trustees received any benefits in kind (2016 - £NIL).

During the year ended 31 August 2017, no Trustees received any reimbursement of expenses (2016 - £NIL).

#### 11. Trustees' and Officers' Insurance

The academy trust has opted into the Department for Education's risk protection arrangement (RPA), an alternative to insurance where UK government funds cover losses that arise. This scheme protects trustees and officers from claims arising from negligent acts, errors or omissions occurring whilst on academy business, and provides cover up to £10,000,000. It is not possible to quantify the Trustees and officers indemnity element from the overall cost of the RPA scheme.

**S. Peter's Collegiate Church of England Academy Trust**

**Notes to the financial statements  
For the Year Ended 31 August 2017**

**12. Tangible fixed assets**

|                       | Leasehold<br>land<br>£ | Improvement<br>to property<br>£ | Fixtures<br>and<br>fittings<br>£ | Computer<br>equipment<br>£ | Total<br>£ |
|-----------------------|------------------------|---------------------------------|----------------------------------|----------------------------|------------|
| <b>Cost</b>           |                        |                                 |                                  |                            |            |
| At 1 September 2016   | 635,542                | 5,093,350                       | 225,578                          | 742,182                    | 6,696,652  |
| Additions             | -                      | 17,145                          | 23,547                           | 21,144                     | 61,836     |
| At 31 August 2017     | 635,542                | 5,110,495                       | 249,125                          | 763,326                    | 6,758,488  |
| <b>Depreciation</b>   |                        |                                 |                                  |                            |            |
| At 1 September 2016   | 19,913                 | 452,043                         | 93,638                           | 728,832                    | 1,294,426  |
| Charge for the year   | 5,084                  | 174,267                         | 38,311                           | 16,896                     | 234,558    |
| At 31 August 2017     | 24,997                 | 626,310                         | 131,949                          | 745,728                    | 1,528,984  |
| <b>Net book value</b> |                        |                                 |                                  |                            |            |
| At 31 August 2017     | 610,545                | 4,484,185                       | 117,176                          | 17,598                     | 5,229,504  |
| At 31 August 2016     | 615,629                | 4,641,307                       | 131,940                          | 13,350                     | 5,402,226  |

**13. Debtors**

|                                | 2017<br>£ | 2016<br>£ |
|--------------------------------|-----------|-----------|
| Trade debtors                  | 2,167     | 1,705     |
| VAT recoverable                | 33,486    | 25,875    |
| Prepayments and accrued income | 114,876   | 83,071    |
|                                | 150,529   | 110,651   |

**14. Creditors: Amounts falling due within one year**

|                                    | 2017<br>£ | 2016<br>£ |
|------------------------------------|-----------|-----------|
| Trade creditors                    | 75,925    | 47,613    |
| Other taxation and social security | 80,498    | 88,010    |
| Other creditors                    | 70,052    | 69,585    |
| Accruals and deferred income       | 180,506   | 241,260   |
|                                    | 406,981   | 446,468   |

**S. Peter's Collegiate Church of England Academy Trust**

**Notes to the financial statements  
For the Year Ended 31 August 2017**

**14. Creditors: Amounts falling due within one year (continued)**

|                                      | 2017<br>£     | 2016<br>£     |
|--------------------------------------|---------------|---------------|
| <b>Deferred income</b>               |               |               |
| Deferred income at 1 September 2016  | 29,417        | 29,199        |
| Resources deferred during the year   | 25,508        | 29,417        |
| Amounts released from previous years | (29,417)      | (29,199)      |
|                                      | <u>25,508</u> | <u>29,417</u> |
| Deferred income at 31 August 2017    | <u>25,508</u> | <u>29,417</u> |

Included within deferred income are funds received from the ESFA in advance of the grant period in respect of Devolved Capital funding.

**15. Statement of funds**

|   | Brought<br>forward<br>£ | Income<br>£      | Expenditure<br>£   | Transfers<br>in/(out)<br>£ | Gains/<br>(Losses)<br>£ | Balance at<br>31 August<br>2017<br>£ |
|---|-------------------------|------------------|--------------------|----------------------------|-------------------------|--------------------------------------|
| <b>Unrestricted funds</b>   |                         |                  |                    |                            |                         |                                      |
| General Funds   | 22,394                  | 117,680          | (112,211)          | -                          | -                       | 27,863                               |
| <b>Restricted funds</b>   |                         |                  |                    |                            |                         |                                      |
| General Annual Grant (GAG)  | -                       | 5,266,106        | (5,080,185)        | (39,189)                   | -                       | 146,732                              |
| Other DfE / ESFA grants   | -                       | 179,251          | (179,251)          | -                          | -                       | -                                    |
| Other government grants   | -                       | 32,879           | (32,879)           | -                          | -                       | -                                    |
| Other restricted income   | -                       | 3,431            | (3,431)            | -                          | -                       | -                                    |
| Pension reserve   | (1,871,000)             | -                | (167,000)          | -                          | (766,000)               | (2,804,000)                          |
|   | <u>(1,871,000)</u>      | <u>5,481,667</u> | <u>(5,462,746)</u> | <u>(39,189)</u>            | <u>(766,000)</u>        | <u>(2,657,268)</u>                   |
| <b>Restricted fixed asset funds</b>                                 |                         |                  |                    |                            |                         |                                      |
| Transfer on conversion DfE / ESFA Capital grant & transfer from GAG | 615,629                 | -                | (5,084)            | -                          | -                       | 610,545                              |
| BSF Capital grant   | 184,523                 | 22,647           | (69,057)           | 39,189                     | -                       | 177,302                              |
| Capital donations   | 4,502,043               | -                | (157,788)          | -                          | -                       | 4,344,255                            |
|   | 100,031                 | -                | (2,629)            | -                          | -                       | 97,402                               |
|   | <u>5,402,226</u>        | <u>22,647</u>    | <u>(234,558)</u>   | <u>39,189</u>              | <u>-</u>                | <u>5,229,504</u>                     |
| Total restricted funds  | <u>3,531,226</u>        | <u>5,504,314</u> | <u>(5,697,304)</u> | <u>-</u>                   | <u>(766,000)</u>        | <u>2,572,236</u>                     |
| Total of funds  | <u>3,553,620</u>        | <u>5,621,994</u> | <u>(5,809,515)</u> | <u>-</u>                   | <u>(766,000)</u>        | <u>2,600,099</u>                     |

**S. Peter's Collegiate Church of England Academy Trust**

**Notes to the financial statements  
For the Year Ended 31 August 2017**

**15. Statement of funds (continued)**

**Statement of funds - prior year**

|  | <b>Brought<br/>forward<br/>£</b> | <b>Income<br/>£</b> | <b>Expenditure<br/>£</b> | <b>Transfers<br/>in/(out)<br/>£</b> | <b>Gains/<br/>(Losses)<br/>£</b> | <b>Balance at<br/>31 August<br/>2016<br/>£</b> |
|--|----------------------------------|---------------------|--------------------------|-------------------------------------|----------------------------------|--|
| <b>Unrestricted funds</b>                    |                                  |                     |                          |                                     |                                  |  |
| General Funds                                | -                                | 298,617             | (178,670)                | (97,553)                            | -                                | 22,394   |
|  | <u>-</u>                         | <u>298,617</u>      | <u>(178,670)</u>         | <u>(97,553)</u>                     | <u>-</u>                         | <u>22,394</u>                                  |
| <b>Restricted funds</b>                      |                                  |                     |                          |                                     |                                  |  |
| General Annual Grant (GAG)                   | (76,541)                         | 5,234,912           | (5,255,924)              | 97,553                              | -                                | -  |
| Other DfE / ESFA grants                      | -                                | 155,266             | (155,266)                | -                                   | -                                | -  |
| Other government grants                      | -                                | 50,604              | (50,604)                 | -                                   | -                                | -  |
| Other restricted income                      | -                                | 20,403              | (20,403)                 | -                                   | -                                | -  |
| Pension reserve                              | (1,201,000)                      | -                   | (61,000)                 | -                                   | (609,000)                        | (1,871,000)                                    |
|  | <u>(1,277,541)</u>               | <u>5,461,185</u>    | <u>(5,543,197)</u>       | <u>97,553</u>                       | <u>(609,000)</u>                 | <u>(1,871,000)</u>                             |
| <b>Restricted fixed asset funds</b>          |                                  |                     |                          |                                     |                                  |  |
| Transfer on conversion                       | 620,713                          | -                   | (5,084)                  | -                                   | -                                | 615,629  |
| DfE / ESFA Capital grant & transfer from GAG | 240,633                          | 22,263              | (78,373)                 | -                                   | -                                | 184,523  |
| BSF Capital grant                            | 4,865,994                        | -                   | (363,951)                | -                                   | -                                | 4,502,043                                      |
| Capital donations                            | 59,895                           | 54,040              | (13,904)                 | -                                   | -                                | 100,031  |
|  | <u>5,787,235</u>                 | <u>76,303</u>       | <u>(461,312)</u>         | <u>-</u>                            | <u>-</u>                         | <u>5,402,226</u>                               |
| Total restricted funds                       | <u>4,509,694</u>                 | <u>5,537,488</u>    | <u>(6,004,509)</u>       | <u>97,553</u>                       | <u>(609,000)</u>                 | <u>3,531,226</u>                               |
| Total of funds                               | <u>4,509,694</u>                 | <u>5,836,105</u>    | <u>(6,183,179)</u>       | <u>-</u>                            | <u>(609,000)</u>                 | <u>3,553,620</u>                               |

The specific purposes for which the funds are to be applied are as follows:

**Restricted general funds**

This fund represents grants and other income received for the Academy's operational activities and development.

**Pension reserve**

The pension reserve included within restricted general funds represents the Academy's share of the pension liability arising on the LGPS pension fund.

**Notes to the financial statements  
For the Year Ended 31 August 2017**

**15. Statement of funds (continued)**

**Restricted fixed asset funds**

This fund represents grants received from the DfE and EFA to carry out works of a capital nature.

**Transfers between funds**

The transfer between funds represents a transfer from restricted funds to restricted fixed asset funds to finance fixed asset additions in the year.

Under the funding agreement with the Secretary of State, the Academy was not subject to a limit on the amount of GAG that it could carry forward at 31 August 2017.

**16. Analysis of net assets between funds**

|  | Unrestricted<br>funds<br>2017<br>£ | Restricted<br>funds<br>2017<br>£ | Restricted<br>fixed asset<br>funds<br>2017<br>£ | Total<br>funds<br>2017<br>£ |
|--|------------------------------------|----------------------------------|---|-----------------------------|
| Tangible fixed assets                  | -                                  | -                                | 5,229,504                                       | 5,229,504                   |
| Current assets                         | 27,863                             | 540,260                          | 13,453  | 581,576                     |
| Creditors due within one year          | -                                  | (393,528)                        | (13,453)  | (406,981)                   |
| Provisions for liabilities and charges | -                                  | (2,804,000)                      | -   | (2,804,000)                 |
|  | <u>27,863</u>                      | <u>(2,657,268)</u>               | <u>5,229,504</u>                                | <u>2,600,099</u>            |

**Analysis of net assets between funds - prior year**

|  | Unrestricted<br>funds<br>2016<br>£ | Restricted<br>funds<br>2016<br>£ | Restricted<br>fixed asset<br>funds<br>2016<br>£ | Total<br>funds<br>2016<br>£ |
|--|------------------------------------|----------------------------------|---|-----------------------------|
| Tangible fixed assets                  | -                                  | -                                | 5,402,224                                       | 5,402,224                   |
| Current assets                         | 22,394                             | 424,572                          | 21,901  | 468,867                     |
| Creditors due within one year          | -                                  | (424,572)                        | (21,896)  | (446,468)                   |
| Provisions for liabilities and charges | -                                  | (1,871,000)                      | -   | (1,871,000)                 |
|  | <u>22,394</u>                      | <u>(1,871,000)</u>               | <u>5,402,229</u>                                | <u>3,553,620</u>            |



**Notes to the financial statements  
For the Year Ended 31 August 2017**

**17. Reconciliation of net movement in funds to net cash flow from operating activities**

|   | 2017<br>£      | 2016<br>£     |
|---|----------------|---------------|
| Net expenditure for the year (as per Statement of Financial Activities) | (187,521)      | (347,074)     |
| <b>Adjustment for:</b>  |                |               |
| Depreciation charges  | 234,558        | 439,049       |
| Dividends, interest and rents from investments                          | (424)          | (947)         |
| Increase in debtors   | (39,878)       | (52,290)      |
| (Decrease)/increase in creditors  | (39,487)       | 20,519        |
| Capital grants from DfE and other capital income                        | (22,647)       | (54,040)      |
| Defined benefit pension scheme cost less contributions payable          | 167,000        | 61,000        |
| <b>Net cash provided by operating activities</b>                        | <b>111,601</b> | <b>66,217</b> |

**18. Analysis of cash and cash equivalents**

|              | 2017<br>£      | 2016<br>£      |
|--------------|----------------|----------------|
| Cash in hand | 431,047        | 358,211        |
| <b>Total</b> | <b>431,047</b> | <b>358,211</b> |

**19. Pension commitments**

The Academy's employees belong to two principal pension schemes: the Teacher's Pension Scheme for England and Wales (TPS) for academic and related staff; and the Local Government Pension Scheme (LGPS) for non-teaching staff, which is managed by Wolverhampton City Council. Both are Multi-employer defined benefit pension schemes.

The latest actuarial valuation of the TPS related to the period ended 31 March 2012 and of the LGPS 31 March 2013.

Contributions amounting to £70,052 were payable to the schemes at 31 August 2017 (2016 - £69,585) and are included within creditors.

**Teachers' Pension Scheme**

**Introduction**

The Teachers' Pension Scheme (TPS) is a statutory, contributory, defined benefit scheme, governed by the Teachers' Pensions Regulations (2010) and, from 1 April 2014, by the Teachers' Pension Scheme Regulations 2014. Membership is automatic for full-time teachers in academies and, from 1 January 2007, automatic for teachers in part-time employment following appointment or a change of contract, although they are able to opt out.

The TPS is an unfunded scheme and members contribute on a 'pay as you go' basis – these contributions along with those made by employers are credited to the Exchequer. Retirement and other pension benefits are paid by public funds provided by Parliament.

**Valuation of the Teachers' Pension Scheme**

The Government Actuary, using normal actuarial principles, conducts a formal actuarial review of the TPS in accordance with the Public Service Pensions (Valuations and Employer Cost Cap) Directions 2014 published by HM Treasury. The aim of the review is to specify the level of future contributions. Actuarial

**Notes to the financial statements  
For the Year Ended 31 August 2017**

---

**19. Pension commitments (continued)**

scheme valuations are dependent on assumptions about the value of future costs, design of benefits and many other factors. The latest actuarial valuation of the TPS was carried out as at 31 March 2012 and in accordance with the Public Service Pensions (Valuations and Employer Cost Cap) Directions 2014. The valuation report was published by the Department for Education on 9 June 2014. The key elements of the valuation and subsequent consultation are:

- employer contribution rates set at 16.48% of pensionable pay, including a 0.08% employer administration charge (currently 14.1%)
- total scheme liabilities (pensions currently in payment and the estimated cost of future benefits) for service to the effective date of £191,500 million, and notional assets (estimated future contributions together with the notional investments held at the valuation date) of £176,600 million giving a notional past service deficit of £14,900 million
- an employer cost cap of 10.9% of pensionable pay will be applied to future valuations
- the assumed real rate of return is 3.0% in excess of prices and 2% in excess of earnings. The rate of real earnings growth is assumed to be 2.75%. The assumed nominal rate of return is 5.06%.

During the previous year the employer contribution rate was 14.1%. The TPS valuation for 2012 determined an employer rate of 16.4%, which was payable from September 2015. The next valuation of the TPS is currently underway based on April 2016 data, whereupon the employer contribution rate is expected to be reassessed and will be payable from 1 April 2019.

The employer's pension costs paid to TPS in the period amounted to £355,851 (2016 - £402,003).

A copy of the valuation report and supporting documentation is on the Teachers' Pensions website ([www.teacherspensions.co.uk/news/employers/2014/06/publication-of-the-valuation-report.aspx](http://www.teacherspensions.co.uk/news/employers/2014/06/publication-of-the-valuation-report.aspx)).

Under the definitions set out in FRS 102, the TPS is a multi-employer pension scheme. The trust has accounted for its contributions to the scheme as if it were a defined contribution scheme. The trust has set out above the information available on the scheme.

**Local Government Pension Scheme**

The LGPS is a funded defined benefit scheme, with assets held in separate trustee-administered funds. The total contribution made for the year ended 31 August 2017 was £255,000 (2016 - £281,000), of which employer's contributions totalled £199,000 (2016 - £221,000) and employees' contributions totalled £56,000 (2016 - £60,000). The agreed contribution rates for future years are 20.5% for employers and 5.5% - 12.5% for employees.

Parliament has agreed, at the request of the Secretary of State for Education, to a guarantee that, in the event of academy closure, outstanding Local Government Pension Scheme liabilities would be met by the Department for Education. The guarantee came into force on 18 July 2013.

Principal actuarial assumptions:

|  | <b>2017</b>   | <b>2016</b> |
|--|---------------|-------------|
| Discount rate for scheme liabilities                 | <b>2.60 %</b> | 2.20 %      |
| Rate of increase in salaries                         | <b>4.20 %</b> | 3.75 %      |
| Rate of increase for pensions in payment / inflation | <b>2.70 %</b> | 2.00 %      |

**S. Peter's Collegiate Church of England Academy Trust**

**Notes to the financial statements  
For the Year Ended 31 August 2017**

**19. Pension commitments (continued)**

The current mortality assumptions include sufficient allowance for future improvements in mortality rates. The assumed life expectations on retirement age 65 are:

|                      | <b>2017</b> | <b>2016</b> |
|----------------------|-------------|-------------|
| Retiring today       |             |             |
| Males                | <b>21.8</b> | 23.1        |
| Females              | <b>24.3</b> | 25.8        |
| Retiring in 20 years |             |             |
| Males                | <b>24.0</b> | 25.3        |
| Females              | <b>26.6</b> | 28.1        |

The Academy's share of the assets in the scheme was:

|                              | <b>Fair value at<br/>31 August<br/>2017<br/>£</b> | <b>Fair value at<br/>31 August<br/>2016<br/>£</b> |
|------------------------------|---|---|
| Equities                     | <b>1,396,000</b>                                  | 981,000   |
| Debt instruments             | <b>246,000</b>                                    | 257,000   |
| Property                     | <b>161,000</b>                                    | 132,000   |
| Cash                         | <b>110,000</b>                                    | 106,000   |
| Other                        | <b>293,000</b>                                    | 178,000   |
| Total market value of assets | <b>2,206,000</b>                                  | 1,654,000   |

The actual return on scheme assets was £302,000 (2016 - £265,000).

The amounts recognised in the Statement of financial activities incorporating income and expenditure account are as follows:

|  | <b>2017<br/>£</b> | <b>2016<br/>£</b> |
|--|-------------------|-------------------|
| Current service cost (net of employee contributions) | <b>(326,000)</b>  | (237,000)         |
| Administrative expenses                              | <b>(1,000)</b>    | (1,000)           |
| Net interest cost                                    | <b>(39,000)</b>   | (44,000)          |
| Total  | <b>(366,000)</b>  | (282,000)         |

**Notes to the financial statements  
For the Year Ended 31 August 2017**

**19. Pension commitments (continued)**

Movements in the present value of the defined benefit obligation were as follows:

|                                    | 2017<br>£        | 2016<br>£        |
|------------------------------------|------------------|------------------|
| Opening defined benefit obligation | 3,525,000        | 2,698,000        |
| Current service cost               | 326,000          | 237,000          |
| Interest cost                      | 78,000           | 100,000          |
| Employee contributions             | 56,000           | 60,000           |
| Actuarial losses                   | 766,000          | 609,000          |
| Administrative expenses            | -                | 1,000            |
| Benefits paid                      | (37,000)         | (157,000)        |
| Past service costs                 | -                | 209,000          |
| Business combinations              | -                | (232,000)        |
| Closing defined benefit obligation | <u>4,714,000</u> | <u>3,525,000</u> |

Movements in the fair value of the Academy's share of scheme assets:

|                                     | 2017<br>£        | 2016<br>£        |
|-------------------------------------|------------------|------------------|
| Opening fair value of scheme assets | 1,654,000        | 1,497,000        |
| Return on assets less interest      | 263,000          | 209,000          |
| Employer contributions              | 199,000          | 221,000          |
| Other actuarial gains               | 33,000           | -                |
| Interest income                     | 39,000           | 56,000           |
| Employee contributions              | 56,000           | 60,000           |
| Benefits paid                       | (37,000)         | (157,000)        |
| Business combinations               | -                | (231,000)        |
| Administrative expenses             | (1,000)          | (1,000)          |
| Closing fair value of scheme assets | <u>2,206,000</u> | <u>1,654,000</u> |

**20. Operating lease commitments**

At 31 August 2017 the total of the Academy trust's future minimum lease payments under non-cancellable operating leases was:

|                         | 2017<br>£     | 2016<br>£     |
|-------------------------|---------------|---------------|
| <b>Amounts payable:</b> |               |               |
| Within 1 year           | 18,167        | 19,055        |
| Between 1 and 5 years   | 46,200        | 12,160        |
| Total                   | <u>64,367</u> | <u>31,215</u> |

**Notes to the financial statements  
For the Year Ended 31 August 2017**

---

**21. Members' liability**

Each member of the charitable company undertakes to contribute to the assets of the company in the event of it being wound up while he/she is a member, or within one year after he/she ceases to be a member, such amount as may be required, not exceeding £ 10 for the debts and liabilities contracted before he/she ceases to be a member.

**22. Related party transactions**

Owing to the nature of the Academy's operations and the composition of the board of trustees being drawn from local public and private sector organisations, transactions may take place with organisations in which the trust has an interest. All transactions involving such organisations are conducted at arm's length and in accordance with the Academy's financial regulations and normal procurement procedures.

The Academy expended £70 (2016: £3,225) to The Lichfield Diocesan Board of Education, a member of the Academy Trust, for services provided in the year.