


Report of the Director and
Unaudited Financial Statements
for the Period 11 April 2012 to 31 January 2013
for
KALEN LTD

TUESDAY



A2K0529M

A18

29/10/2013

#328

COMPANIES HOUSE

KALEN LTD

Contents of the Financial Statements
for the Period 11 April 2012 to 31 January 2013

	Page
Company Information	1
Report of the Director	2
Profit and Loss Account	3
Balance Sheet	4
Notes to the Financial Statements	5
Report of the Accountants	7
Trading and Profit and Loss Account	8

KALEN LTD

Company Information

for the Period 11 April 2012 to 31 January 2013

DIRECTOR.

F KALEN

REGISTERED OFFICE:

147 CRANBROOK ROAD
ILFORD ESSEX
IG1 4PU

REGISTERED NUMBER:

7954740 (England and Wales)

ACCOUNTANTS:

HASAN V AKIN & Co
CHARTERED CERTIFIED ACCOUNTANTS
147 CRANBROOK ROAD
ILFORD ESSEX IG1 4PU

KALEN LTD

Report of the Director
for the Period 11 April 2012 to 31 January 2013

The director presents his report with the financial statements of the company for the period 11 April 2012 to 31 January 2013

PRINCIPAL ACTIVITY

The principal activity of the company in the period under review was that of RUNNING OF A GROCERY STORE


DIRECTOR

F KALEN was appointed as a director on 11 April 2012 and held office during the whole of the period from then to the date of this report

The director, being eligible, offers himself for election at the forthcoming first Annual General Meeting

This report has been prepared in accordance with the special provisions of Part 15 of the Companies Act 2006 relating to small companies

ON BEHALF OF THE BOARD:

(x) 
Director – F KALEN

Date 01/10/2013

KALEN LTD

Profit and Loss Account

for the Period 11 April 2012 to 31 January 2013

	Notes	£
TURNOVER		246,014
Cost of sales		<u>(191,554)</u>
GROSS PROFIT		54,460
Administrative expenses		<u>(58,981)</u>
OPERATING LOSS ON ORDINARY ACTIVITIES BEFORE TAXATION	2	(4,521)
Tax on loss on ordinary activities	3	<u>-</u>
LOSS FOR THE FINANCIAL PERIOD AFTER TAXATION		<u><u>(4,521)</u></u>

The notes form part of these financial statements

KALEN LTD

Balance Sheet

31 January 2013

	Notes	£
CURRENT ASSETS		
Stocks		22,910
Cash at bank and in hand		<u>1,032</u>
		23,942
CREDITORS		
Amounts falling due within one year	4	<u>(28,363)</u>
NET CURRENT LIABILITIES		<u>(4,421)</u>
TOTAL ASSETS LESS CURRENT LIABILITIES		<u>(4,421)</u>
CAPITAL AND RESERVES		
Called up share capital	5	100
Profit and loss account	6	<u>(4,521)</u>
SHAREHOLDERS' FUNDS		<u>(4,421)</u>

The company is entitled to exemption from audit under Section 477 of the Companies Act 2006 for the period ended 31 January 2013

The members have not required the company to obtain an audit of its financial statements for the period ended 31 January 2013 in accordance with Section 476 of the Companies Act 2006

The director acknowledges his responsibilities for

- (a) ensuring that the company keeps accounting records which comply with Sections 386 and 387 of the Companies Act 2006 and
- (b) preparing financial statements which give a true and fair view of the state of affairs of the company as at the end of each financial year and of its profit or loss for each financial year in accordance with the requirements of Sections 394 and 395 and which otherwise comply with the requirements of the Companies Act 2006 relating to financial statements, so far as applicable to the company


The financial statements have been prepared in accordance with the special provisions of Part 15 of the Companies Act 2006 relating to small companies and with the Financial Reporting Standard for Smaller Entities (effective April 2008)

The financial statements were approved by the director on

01/10/2013

and were signed by

(x)

Director —  F. KALEN

The notes form part of these financial statements

KALEN LTD

Notes to the Financial Statements for the Period 11 April 2012 to 31 January 2013

1 ACCOUNTING POLICIES

Accounting convention

The financial statements have been prepared under the historical cost convention and in accordance with the Financial Reporting Standard for Smaller Entities (effective April 2008)

Turnover

Turnover represents net invoiced sales of goods, excluding value added tax

Stocks

Stocks are valued at the lower of cost and net realisable value, after making due allowance for obsolete and slow moving items

Deferred tax

Deferred tax is recognised in respect of all timing differences that have originated but not reversed at the balance sheet date

2 OPERATING LOSS

The operating loss is stated after charging

£

Director's remuneration and other benefits etc

9,600

3 TAXATION

Analysis of the tax charge

No liability to UK corporation tax arose on ordinary activities for the period

4 CREDITORS: AMOUNTS FALLING DUE WITHIN ONE YEAR

£

Trade creditors

18,046

Taxation and social security

1,144

Other creditors

9,173

28,363

5 CALLED UP SHARE CAPITAL

Allotted, issued and fully paid

Number Class

Nominal

value

£

100

ORDINARY SHARES

1

100

KALEN LTD

Notes to the Financial Statements - continued
for the Period 11 April 2012 to 31 January 2013

6 **RESERVES**

Profit
and loss
account
£

Deficit for the period

(4,521)

At 31 January 2013


(4,521)

KALEN LTD

Report of the Accountants to the Director of
KALEN LTD

As described on the balance sheet you are responsible for the preparation of the financial statements for the period ended 31 January 2013 set out on pages three to six and you consider that the company is exempt from an audit

In accordance with your instructions, we have compiled these unaudited financial statements in order to assist you to fulfil your statutory responsibilities, from the accounting records and information and explanations supplied to us

A handwritten signature in black ink, appearing to read 'Hasan V. Akin' followed by a stylized monogram or initials 'AG'.

HASAN V AKIN & Co
CHARTERED CERTIFIED ACCOUNTANTS
147 CRANBROOK ROAD
ILFORD ESSEX IG1 4PU

Date 01/10/2013

This page does not form part of the statutory financial statements

KALEN LTD**Trading and Profit and Loss Account**
for the Period 11 April 2012 to 31 January 2013

	£	£
Turnover		
Sales		246,014
Cost of sales		
Purchases	214,464	
Closing stock	<u>(22,910)</u>	
		<u>191,554</u>
GROSS PROFIT		54,460
Expenditure		
Rent & Rates	27,601	
Insurance	1,927	
Light and heat	4,908	
Directors' salaries	9,600	
Wages	11,580	
Telephone	260	
Post and stationery	40	
Repairs and renewals	527	
Accountancy	<u>1,200</u>	
		<u>57,643</u>
		(3,183)
Finance costs		
Bank charges		<u>1,338</u>
NET LOSS		<u><u>(4,521)</u></u>

This page does not form part of the statutory financial statements