

Company registration number (England and Wales): 7783521

## BALLYLYNCH CAPITAL LTD

*DIRECTOR'S REPORT AND CONSOLIDATED FINANCIAL STATEMENTS*

*FOR THE YEAR ENDED 31 MARCH 2022*



[www.humph.co.uk](http://www.humph.co.uk)

# BALLYLYNCH CAPITAL LTD

## CONTENTS

---

	Page
Company information	1
Strategic report	2 - 3
Directors' report	4
Independent auditor's report	5 - 7
Consolidated income statement	8 - 9
Consolidated statement of comprehensive income	9
Consolidated statement of financial position	10 - 11
Company statement of financial position	12 - 13
<i>Statement of changes in shareholders' equity</i>	14
Consolidated statement of cash flows	15
Accounting policies	16 - 25
Notes to the financial statements	26 - 38

# BALLYLYNCH CAPITAL LTD

## COMPANY INFORMATION

---

### COMPANY PERSONNEL

Directors	Mr M J Argyle Mr T H Henry
-----------	-------------------------------

### COMPANY ADDRESSES

Registered office	3 Castlegate Grantham Lincolnshire NG31 6SF
-------------------	--

Auditors	Humphrey & Co Audit Services Ltd 7 - 9 The Avenue Eastbourne East Sussex BN21 3YA
----------	---

# BALLYLYNCH CAPITAL LTD

## STRATEGIC REPORT

FOR THE YEAR ENDED 31 MARCH 2022

---

The directors present their strategic report for the year ended 31 March 2022.

### Review of the business

The principal activity of the group is carrying on the trade of underwriting at Lloyd's of London and providing the Funds at Lloyd's required to support the group's underwriting activities.

The result for the year is in respect of the 2021 annual accounting year, which consists of movements in the 2019, 2020 and 2021 years of account as well as any 2018 and prior run-off years.

Gross premiums written increased from £5,038,875 to £5,276,741 compared to the previous year and the overall balance in the technical account increased from £137,678 to £393,759 as a result of the level of claims experienced.

The group has continued to underwrite on the 2022 underwriting account.

The key business risks and uncertainties affecting the group are considered to relate to insurance risk, investment and currency risk and regulatory risk.

### Financial risk management objectives and policies

The group is principally exposed to financial risk through its participation on Lloyd's Syndicates. It has delegated sole management and control of its underwriting through each Syndicate to the Managing Agent of that Syndicate and it looks to the Managing Agent to implement appropriate policies, procedures and internal controls to manage each Syndicates' exposures to insurance risk, credit risk, market risk, liquidity risk and operational risk. The group is also directly exposed to these risks, but they are not considered material for the assessment of the assets, liabilities, financial position and income statement of the group.

Hedge accounting is not used by the group.

### War in Ukraine

The ongoing war in Ukraine will have an impact on future claims and underwriting results in due course and the directors are monitoring the situation. The impact on the Lloyd's insurance market is currently uncertain, however, the directors are of the opinion that the company has sufficient funds to support its underwriting for the foreseeable future through Funds at Lloyd's made available by the company or its members.

### Key performance indicators

The directors monitor the performance of the group by reference to the following key performance indicators:

	2022	2021
Capacity	£5,339,010	£5,000,287
Gross premium written as a % of capacity	98.83%	100.77%
Combined ratio	89.52%	100.33%

The combined ratio is the ratio of net claims incurred, commissions and expenses to net premiums earned.

# BALLYLYNCH CAPITAL LTD

## STRATEGIC REPORT (continued) FOR THE YEAR ENDED 31 MARCH 2022

---

### Section 172(1) statement

The directors of the group have a duty to promote the success of the group whilst giving due regard to the interests of stakeholders affected by the group's activities.


As a result of the nature of this group as a Lloyd's Corporate member, the majority of its activities are carried out by the syndicates in which it participates. The group is not involved directly in the management of the syndicates' activities, as these are the responsibility of the relevant managing agent. Each managing agent has a board of directors who are responsible for the activities of each syndicate, and themselves have a duty towards a range of considerations including (but not limited to) employees, community and environmental matters, standards of business conduct and the long term consequence of decisions.

The group itself undertakes very few transactions. The group does not employ any staff other than the directors and the only suppliers are those who provide services for the administration of the group. The directors ensure supplier invoices are paid on time in line with any agreed terms. The directors work very closely with the members of the group and the members agent, Alpha Insurance Analysts Limited, to discuss all significant decisions, including the selection of which syndicates to participate. This ensures the directors act fairly between members of the group.

The group and the syndicates are required to operate within the guidelines and code of conduct of the Lloyd's market. Behind the Lloyd's market is the Lloyd's Corporation, an independent organisation and regulator that acts to protect and maintain the market's reputation and provides services and original research, reports and analysis to the industry's knowledge base.

The group is classified as a low energy user, consuming less than 40MWh per annum and therefore its energy and carbon information is not disclosed for that reason

Approved by the Board on 02 December 2022 and signed on its behalf by:



Mr M J Argyle  
Director

# BALLYLYNCH CAPITAL LTD

## DIRECTORS' REPORT

**FOR THE YEAR ENDED 31 MARCH 2022**

---

The directors have pleasure in presenting their report together with the financial statements for the year ended 31 March 2022.

### Results and dividends

The profit for the year after taxation was £192,350 (2021: profit £24,195). Interim dividends of £Nil (2021: £Nil) were paid during the year. The directors do not recommend the payment of a final dividend.

### Directors

The directors who held office at any time during the year are listed below:

Mr M J Argyle

Mr T H Henry

### Statement of directors' responsibilities

The directors are responsible for preparing the Directors' Report and the financial statements in accordance with applicable law and regulations.

Company law requires the directors to prepare financial statements for each financial year. Under that law the directors have elected to prepare the financial statements in accordance with United Kingdom Generally Accepted Accounting Practice (United Kingdom Accounting Standards and applicable law). Under company law the directors must not approve the financial statements unless they have satisfied themselves that they give a true and fair view of the state of affairs of the company and of the profit or loss of the company for that year. In preparing these financial statements, the directors are required to:

- select suitable accounting policies and then apply them consistently;
- make judgements and estimates that are reasonable and prudent;
- state whether applicable UK Accounting Standards have been followed, subject to any material departures disclosed and explained in the financial statements;
- prepare the financial statements on the going concern basis unless it is inappropriate to presume that the company will continue in business.

The directors are responsible for keeping adequate accounting records that are sufficient to show and explain the company's and the group's transactions and disclose with reasonable accuracy at any time the financial position of the company and to enable them to ensure that the financial statements comply with the Companies Act 2006.

The directors are also responsible for safeguarding the assets of the company and the group and hence for taking reasonable steps for the prevention and detection of fraud and other irregularities.


### Auditors

The auditors, Humphrey & Co Audit Services Ltd, are deemed to be reappointed under Section 487(2) of the Companies Act 2006.

### Statement of disclosure to auditors

So far as the directors are aware, there is no relevant audit information of which the company's or the group's auditors are unaware. Additionally, the directors have taken all the necessary steps that they ought to have taken as directors in order to make themselves aware of all relevant audit information and to establish that the group's auditors are aware of that information.

Approved by the Board on 02 December 2022 and signed on its behalf by:



Mr M J Argyle  
Director

**BALLYLYNCH CAPITAL LTD**  
**INDEPENDENT AUDITOR'S REPORT**  
**TO THE SHAREHOLDERS OF BALLYLYNCH CAPITAL LTD**

---

**Opinion**

We have audited the financial statements of Ballylynch Capital Ltd (the 'the parent company') and its subsidiaries ('the group') for the year ended 31 March 2021 set out on pages 8 to 38. The financial reporting framework that has been applied in their preparation is applicable law and United Kingdom Accounting Standards, including FRS 102 The Financial Reporting Standard applicable in the UK and Republic of Ireland (United Kingdom Generally Accepted Accounting Practice).

In our opinion the financial statements:

- give a true and fair view of the state of the group's affairs and of the parent company's as at 31 March 2022 and of its profit for the year then ended;
- have been properly prepared in accordance with United Kingdom Generally Accepted Accounting Practice; and
- have been prepared in accordance with the requirements of the Companies Act 2006.

**Basis for opinion**

We conducted our audit in accordance with International Standards on Auditing (UK) (ISAs (UK)) and applicable law. Our responsibilities under those standards are further described in the auditor's responsibilities for the audit of the financial statements section of our report. We are independent of the company in accordance with the ethical requirements that are relevant to our audit of the financial statements in the UK, including the FRC's Ethical Standard, and we have fulfilled our other ethical responsibilities in accordance with these requirements. We believe that the audit evidence we have obtained is sufficient and appropriate to provide a basis for our opinion.

**Conclusions relating to going concern**

In auditing the financial statements, we have concluded that the director's use of the going concern basis of accounting in the preparation of the financial statements is appropriate.

Based on the work we have performed, we have not identified any material uncertainties relating to events or conditions that, individually or collectively, may cast significant doubt on the company's ability to continue as a going concern for a period of at least twelve months from when the financial statements are authorised for issue.

Our responsibilities and the responsibilities of the Director with respect to going concern are described in the relevant sections of this report.

**Other information**

The directors are responsible for the other information. The other information comprises the information included in the annual report, other than the financial statements and our auditor's report thereon. Our opinion on the financial statements does not cover the other information and, except to the extent otherwise explicitly stated in our report, we do not express any form of assurance conclusion thereon.

In connection with our audit of the financial statements, our responsibility is to read the other information and, in doing so, consider whether the other information is materially inconsistent with the financial statements or our knowledge obtained in the audit or otherwise appears to be materially misstated. If we identify such material inconsistencies or apparent material misstatements, we are required to determine whether there is a material misstatement in the financial statements or a material misstatement of the other information. If, based on the work we have performed, we conclude that there is a material misstatement of this other information, we are required to report that fact.

We have nothing to report in this regard.

**Opinions on other matters prescribed by the Companies Act 2006**

In our opinion, based on the work undertaken in the course of our audit:

- the information given in the Strategic Report and the Directors' Report for the financial year for which the financial statements are prepared is consistent with the financial statements; and
- the Strategic Report and the Directors' Report have been prepared in accordance with applicable legal requirements.

**Matters on which we are required to report by exception**

In the light of the knowledge and understanding of the group and the parent company and its environment obtained in the course of the audit, we have not identified material misstatements in the Strategic Report and the Directors' Report.

We have nothing to report in respect of the following matters where the Companies Act 2006 requires us to report to you if, in our opinion:

- adequate accounting records have not been kept, or returns adequate for audit have not been received from branches not visited by us; or
- the financial statements are not in agreement with the accounting records and returns; or
- certain disclosures of remuneration specified by law are not made; or
- we have not received all the information and explanations we require for our audit.

## BALLYLYNCH CAPITAL LTD

### INDEPENDENT AUDITOR'S REPORT (continued) TO THE SHAREHOLDERS OF BALLYLYNCH CAPITAL LTD

---

#### **Responsibilities of the directors**

As explained more fully in the Statement of directors' responsibilities set out on page 4, the directors are responsible for the preparation of the financial statements and for being satisfied that they give a true and fair view, and for such internal control as the directors determine is necessary to enable the preparation of financial statements that are free from material misstatement, whether due to fraud or error.

In preparing the financial statements, the directors are responsible for assessing the group's and the parent company's ability to continue as a going concern, disclosing, as applicable, matters related to going concern and using the going concern basis of accounting unless the directors either intend to liquidate the group or the parent company or to cease operations, or has no realistic alternative but to do so.

#### **Auditor's responsibilities for the audit of the financial statements**

Our objectives are to obtain reasonable assurance about whether the financial statements as a whole are free from material misstatement, whether due to fraud or error, and to issue an auditor's report that includes our opinion. Reasonable assurance is a high level of assurance, but is not a guarantee that an audit conducted in accordance with ISAs (UK) will always detect a material misstatement when it exists. Misstatements can arise from fraud or error and are considered material if, individually or in the aggregate, they could reasonably be expected to influence the economic decisions of users taken on the basis of these financial statements.

Irregularities, including fraud, are instances of non-compliance with laws and regulations. We design procedures in line with our responsibilities, outlined above, to detect material misstatements in respect of irregularities, including fraud. The extent to which our procedures are capable of detecting irregularities, including fraud is detailed below.

A further description of our responsibilities for the audit of the financial statements is located on the Financial Reporting Council's website at: <http://www.frc.org.uk/auditorsresponsibilities>. This description forms part of our auditor's report.

#### **Extent to which the audit was considered capable of detecting irregularities, including fraud**

Our approach to identifying and assessing the risks of material misstatement in respect of irregularities, including fraud and non-compliance with laws and regulations, was as follows:

- the engagement partner ensured that the engagement team collectively had the appropriate competence, capabilities and skills;
- we obtained an understanding of the group and the laws and regulations that could reasonably be expected to have a direct effect on the financial statements through discussion with the Board and the application of our knowledge and experience;
- we assessed the susceptibility of the group's financial statements to material misstatement, including obtaining an understanding of how fraud might occur, by:
  - making enquiries of management; and
  - considering the extent of internal controls in place to mitigate risks of fraud and non-compliance with laws and regulations.

In response to the risk of irregularities and non-compliance with laws and regulations, we designed procedures which included, but were not limited to:

- agreeing financial statement transactions, balances and disclosures to underlying supporting documentation;
- discussions with those charged with governance.

There are inherent limitations in our audit procedures described above. The more removed that laws and regulations are from financial transactions, the less likely it is that we would become aware of non-compliance. Auditing standards also limit the audit procedures required to identify non-compliance with laws and regulations to enquiry of the directors and other management and the inspection of regulatory and legal correspondence, if any.

Material misstatements that arise due to fraud can be harder to detect than those that arise from error as they may involve deliberate concealment or collusion.



## **BALLYLYNCH CAPITAL LTD**

### **INDEPENDENT AUDITOR'S REPORT (continued) TO THE SHAREHOLDERS OF BALLYLYNCH CAPITAL LTD**

---

#### **Use of our report**

This report is made solely to the group's members, as a body, in accordance with Chapter 3 of Part 16 of the Companies Act 2006. Our audit work has been undertaken so that we might state to the group's members those matters we are required to state to them in an auditor's report and for no other purpose. To the fullest extent permitted by law, we do not accept or assume responsibility to anyone other than the group and the group's members as a body, for our audit work, for this report, or for the opinions we have formed.

**Andrew Robinson (Senior Statutory Auditor)  
for and on behalf of Humphrey & Co Audit Services Ltd  
Chartered Accountants  
Statutory Auditor**

**Date: 02 December 2022**

**Humphrey & Co Audit Services Ltd  
7 - 9 The Avenue  
Eastbourne  
East Sussex  
BN21 3YA**

# BALLYLYNCH CAPITAL LTD

## CONSOLIDATED INCOME STATEMENT - TECHNICAL ACCOUNT FOR THE YEAR ENDED 31 MARCH 2022

		Year	Period
		01/04/2021	01/01/2020
		to	to
	Note	31/03/2022	31/03/2021
		£	£
Gross premiums written	5	5,276,741	5,038,875
Outward reinsurance premiums		(1,270,637)	(1,292,778)
Net premiums written		4,006,104	3,746,097
Change in the provision for unearned premiums			
Gross provision		(218,262)	22,844
Reinsurers' share		(5,941)	(8,133)
Net change in the provision for unearned premiums		(224,203)	14,711
Earned premiums net of reinsurance		3,781,901	3,760,808
Allocated investment return transferred from the non-technical account		(2,578)	150,260
Other technical income, net of reinsurance		-	-
Total technical income		3,779,323	3,911,068
Claims paid			
Gross amount		(2,634,986)	(2,877,649)
Reinsurers' share		825,987	769,807
Net claims paid		(1,808,999)	(2,107,842)
Change in provision for claims			
Gross amount		(184,333)	(361,252)
Reinsurers' share		17,544	110,463
Net change in provision for claims		(166,789)	(250,789)
Claims incurred net of reinsurance		(1,975,788)	(2,358,631)
Net operating expenses	9	(1,409,776)	(1,414,759)
Changes in other technical provisions, net of reinsurance		-	-
Balance on technical account for general business		393,759	137,678

# BALLYLYNCH CAPITAL LTD

## CONSOLIDATED INCOME STATEMENT - NON-TECHNICAL ACCOUNT FOR THE YEAR ENDED 31 MARCH 2022

		Year	Period
		01/04/2021	01/01/2020
		to	to
Note		31/03/2022	31/03/2021
		£	£
Balance on the general business technical account		393,759	137,678
Investment income	8	80,787	118,245
Realised gain on investments	8	15,452	35,038
Unrealised gain on investments	8	88,304	143,366
Realised loss on investments	8	(27,952)	(33,752)
Unrealised loss on investments	8	(154,809)	(103,624)
Investment expenses and charges	8	(4,127)	(4,169)
Allocated investment return transferred to the general business technical account		2,578	(150,260)
Other income	10	8,859	23,748
Other charges		(84,208)	(121,596)
Profit on ordinary activities before taxation	11	318,643	44,674
Tax on profit on ordinary activities	20	(126,293)	(20,479)
Profit for the financial year		192,350	24,195
Non-controlling interest - technical		-	-
Non-controlling interest - non-technical		-	-
Retained profit for the group		192,350	24,195

## CONSOLIDATED STATEMENT OF COMPREHENSIVE INCOME

Retained profit for the group	192,350	24,195
Other comprehensive income:	-	-
Profit for the financial year	192,350	24,195

All amounts above relate to continuing operations.

# BALLYLYNCH CAPITAL LTD

## CONSOLIDATED STATEMENT OF FINANCIAL POSITION AS AT 31 MARCH 2022

Company registration number (England and Wales): 7783521

ASSETS	Note	Syndicate Assets £	Corporate £	2022 Total £	2021 Total £
<b>Fixed assets</b>					
Tangible assets	12	-	-	-	-
<b>Intangible assets</b>					
Intangible assets	13	-	20,218	20,218	58,757
<b>Investments</b>					
Financial investments	14	5,225,195	-	5,225,195	4,898,246
Deposits with ceding undertakings		28,891	-	28,891	408
<b>Total investments</b>		<b>5,254,086</b>	<b>-</b>	<b>5,254,086</b>	<b>4,898,654</b>
<b>Reinsurers' share of technical provisions</b>					
Provision for unearned premiums	7	422,499	-	422,499	426,833
Claims outstanding	7	1,024,695	-	1,024,695	1,102,899
Other technical provisions		1,436,544	-	1,436,544	1,428,724
<b>Total reinsurers' share of technical provisions</b>		<b>2,883,738</b>	<b>-</b>	<b>2,883,738</b>	<b>2,958,456</b>
<b>Debtors</b>					
Arising out of direct insurance operations	15				
Policyholders		16	-	16	16
Intermediaries		1,308,342	-	1,308,342	1,099,976
Arising out of reinsurance operations	15	295,463	-	295,463	280,081
Other debtors	16	1,200,462	24,017	1,224,479	1,239,745
<b>Total debtors</b>		<b>2,804,283</b>	<b>24,017</b>	<b>2,828,300</b>	<b>2,619,818</b>
<b>Other assets</b>					
Cash at bank	17	849,772	2,664,063	3,513,835	1,484,042
Other		1,109	-	1,109	1,303
<b>Total other assets</b>		<b>850,881</b>	<b>2,664,063</b>	<b>3,514,944</b>	<b>1,485,345</b>
<b>Prepayments and accrued income</b>					
Accrued interest		8,452	-	8,452	10,732
Deferred acquisition costs	7	560,157	-	560,157	522,552
Other prepayments and accrued income		16,801	-	16,801	19,008
<b>Total prepayments and accrued income</b>		<b>585,410</b>	<b>-</b>	<b>585,410</b>	<b>552,292</b>
<b>Total assets</b>		<b>12,378,398</b>	<b>2,708,298</b>	<b>15,086,696</b>	<b>12,573,322</b>


/continued...

**BALLYLYNCH CAPITAL LTD****CONSOLIDATED STATEMENT OF FINANCIAL POSITION (continued)****AS AT 31 MARCH 2022**

Company registration number (England and Wales): 7783521

	Note	Syndicate Liabilities £	Corporate £	2022 Total £	2021 Total £
<b>LIABILITIES</b>					
<b>Capital and reserves</b>					
Called-up share capital	18	-	300	300	300
Profit and loss account	19	(20,528)	(265,959)	(286,487)	(478,837)
<b>Shareholder's funds attributable to equity interests</b>		<b>(20,528)</b>	<b>(265,659)</b>	<b>(286,187)</b>	<b>(478,537)</b>
<b>Technical provisions</b>					
Provision for unearned premiums	7	2,327,674	-	2,327,674	2,102,351
Claims outstanding - gross amount	7	8,526,553	-	8,526,553	8,590,332
<b>Total technical provisions</b>		<b>10,854,227</b>	<b>-</b>	<b>10,854,227</b>	<b>10,692,683</b>
<b>Provisions for other risks and charges</b>					
Provision for taxation	20	-	291,000	291,000	172,000
<b>Deposits received from reinsurers</b>		<b>4,555</b>	<b>-</b>	<b>4,555</b>	<b>18,177</b>
<b>Creditors</b>					
Arising out of direct insurance operations		107,216	-	107,216	174,478
Arising out of reinsurance operations		1,032,434	-	1,032,434	965,336
Amounts due to credit institutions		-	-	-	-
Other creditors	21	293,043	2,663,516	2,956,559	887,123
<b>Total creditors</b>		<b>1,432,693</b>	<b>2,663,516</b>	<b>4,096,209</b>	<b>2,026,937</b>
<b>Accruals and deferred income</b>					
Other accruals and deferred income		107,451	19,441	126,892	142,062
<b>Total liabilities</b>		<b>12,378,398</b>	<b>2,708,298</b>	<b>15,086,696</b>	<b>12,573,322</b>

Approved by the Board on 02 December 2022 and signed on its behalf by:


Mr M J Argyle  
Director

**BALLYLYNCH CAPITAL LTD****COMPANY STATEMENT OF FINANCIAL POSITION  
AS AT 31 MARCH 2022**

Company registration number (England and Wales): 7783521

ASSETS	Note	Syndicate Assets £	Corporate £	2022 Total £	2021 Total £
<b>Fixed assets</b>					
Tangible fixed assets	12	-	-	-	-
<b>Investments</b>					
Financial investments	14	-	3,497,330	3,497,330	845,115
Deposits with ceding undertakings		-	-	-	-
<b>Total investments</b>		-	3,497,330	3,497,330	845,115
<b>Reinsurers' share of technical provisions</b>					
Provision for unearned premiums		-	-	-	-
Claims outstanding		-	-	-	-
Other technical provisions		-	-	-	-
<b>Total reinsurers' share of technical provisions</b>		-	-	-	-
<b>Debtors</b>					
Arising out of direct insurance operations					
Policyholders		-	-	-	-
Intermediaries		-	-	-	-
Arising out of reinsurance operations		-	-	-	-
Other debtors	16	-	36,290	36,290	36,290
<b>Total debtors</b>		-	36,290	36,290	36,290
<b>Other assets</b>					
Cash at bank	17	-	112,824	112,824	454,724
Other		-	-	-	-
<b>Total other assets</b>		-	112,824	112,824	454,724
<b>Prepayments and accrued income</b>					
Accrued interest		-	-	-	-
Deferred acquisition costs		-	-	-	-
Other prepayments and accrued income		-	-	-	-
<b>Total prepayments and accrued income</b>		-	-	-	-
<b>Total assets</b>		-	3,646,444	3,646,444	1,336,129

/continued...


**BALLYLYNCH CAPITAL LTD****COMPANY STATEMENT OF FINANCIAL POSITION (continued)****AS AT 31 MARCH 2022**

Company registration number (England and Wales): 7783521

	Note	Syndicate Liabilities £	Corporate £	2022 Total £	2021 Total £
<b>LIABILITIES</b>					
<b>Capital and reserves</b>					
Called-up share capital	18	-	300	300	300
Profit and loss account		-	672,187	672,187	485,137
<b>Shareholder's funds attributable to equity interests</b>		-	672,487	672,487	485,437
<b>Technical provisions</b>					
Provision for unearned premiums		-	-	-	-
Claims outstanding - gross amount		-	-	-	-
<b>Total technical provisions</b>		-	-	-	-
<b>Provisions for other risks and charges</b>					
Provision for taxation	20	-	291,000	291,000	172,000
<b>Deposits received from reinsurers</b>		-	-	-	-
<b>Creditors</b>					
Arising out of direct insurance operations		-	-	-	-
Arising out of reinsurance operations		-	-	-	-
Amounts due to credit institutions		-	-	-	-
Other creditors	21	-	2,663,516	2,663,516	658,903
<b>Total creditors</b>		-	2,663,516	2,663,516	658,903
<b>Accruals and deferred income</b>					
Other accruals and deferred income		-	19,441	19,441	19,789
<b>Total liabilities</b>		-	3,646,444	3,646,444	1,336,129

As permitted by s408 Companies Act 2006, the company has not presented its own profit and loss account and related notes. The company's profit for the year was £187,050 (2021: £42,252).

Approved by the Board on 02 December 2022 and signed on its behalf by:



Mr M J Argyle  
Director

# BALLYLYNCH CAPITAL LTD

## STATEMENT OF CHANGES IN SHAREHOLDERS' EQUITY

Company registration number (England and Wales): 7783521

**AS AT 31 MARCH 2022**

Group	Called up share capital £	Share premium account £	Retained earnings £	Total £
At 1 January 2020	300	-	(503,032)	(502,732)
Profit/(loss) for the financial period	-	-	24,195	24,195
Other comprehensive income	-	-	-	-
Dividends paid	-	-	-	-
Proceeds from share issue	-	-	-	-
At 31 March 2021	300	-	(478,837)	(478,537)
At 1 April 2021	300	-	(478,837)	(478,537)
Profit/(loss) for the financial year	-	-	192,350	192,350
Other comprehensive income	-	-	-	-
Dividends paid	-	-	-	-
Proceeds from share issue	-	-	-	-
At 31 March 2022	300	-	(286,487)	(286,187)

Company	Called up share capital £	Share premium account £	Retained earnings £	Total Equity £
At 1 January 2020	300	-	442,885	443,185
Profit/(loss) for the financial period	-	-	42,252	42,252
Other comprehensive income	-	-	-	-
Dividends paid	-	-	-	-
Proceeds from share issue	-	-	-	-
At 31 March 2021	300	-	485,137	485,437
At 1 April 2021	300	-	485,137	485,437
Profit/(loss) for the financial year	-	-	187,050	187,050
Other comprehensive income	-	-	-	-
Dividends paid	-	-	-	-
Proceeds from share issue	-	-	-	-
At 31 March 2022	300	-	672,187	672,487



**BALLYLYNCH CAPITAL LTD****CONSOLIDATED STATEMENT OF CASH FLOWS  
FOR THE YEAR ENDED 31 MARCH 2022**

	Note	2022 £	2021 £
Cash outflow from operating activities	23	(58,094)	(207,927)
Interest received		233	4,844
UK corporation tax paid		-	(44,121)
Foreign tax paid		(1,830)	(3,152)
<b>Net cash outflow from operating activities</b>		<b>(59,691)</b>	<b>(250,356)</b>
<b>Cash inflow from investing activities</b>			
Proceeds from sale of syndicate participation rights		9,272	25,851
<b>Net cash inflow from investing activities</b>		<b>9,272</b>	<b>25,851</b>
<b>Cash inflow from financing activities</b>			
Funds lent to the company by the company's shareholders		1,999,150	181,782
Issue of share capital		-	-
<b>Net cash inflow from financing activities</b>		<b>1,999,150</b>	<b>181,782</b>
<b>Increase/(decrease) in cash</b>		<b>1,948,731</b>	<b>(42,723)</b>
<b>Net funds brought forward</b>		<b>714,761</b>	<b>757,945</b>
Exchange gains/(losses)		571	(461)
<b>Increase/(decrease) in cash in the year</b>		<b>1,948,731</b>	<b>(42,723)</b>
<b>Net funds carried forward</b>		<b>2,664,063</b>	<b>714,761</b>

The group has no control over the disposition of assets and liabilities at Lloyd's. Consequently, the Statement of Cash Flows is prepared reflecting only the movement in corporate funds, which includes transfers to and from the Syndicates at Lloyd's.

# BALLYLYNCH CAPITAL LTD

## ACCOUNTING POLICIES

FOR THE YEAR ENDED 31 MARCH 2022

---

### 1 General Information

The Company is a private company limited by shares that was incorporated in England and whose registered office is given on page one of these financial statements. The group participates in insurance business as an underwriting member of various syndicates at Lloyd's.

### 2 Accounting policies

#### 2.1 Basis of preparation

The financial statements have been prepared in accordance with FRS 102 "The Financial Reporting Standard applicable in the UK and Republic of Ireland", FRS 103 "Insurance Contracts", the Companies Act 2006 and Regulation 6 of Schedule 3 to the Large and Medium Sized Companies and Groups (Accounts and Reports) Regulations 2008, relating to insurance.

The directors do not consider the Group to be a financial institution under FRS 102.

The financial statements are prepared in sterling, which is the functional currency of the group. Monetary amounts in these financial statements are rounded to the nearest £.

#### Basis of accounting

The Financial Statements are prepared under the historical cost basis of accounting modified to include the revaluation of certain financial instruments held at fair value, through the income statement.

The technical account has been prepared on an annual basis of accounting, whereby the incurred cost of claims, commission and related expenses are charged against the earned proportion of premiums net of re-insurance. Amounts reported in the technical account relate to movements in the period in respect of all relevant years of account of the Syndicates on which the group participates.

Accounting information in respect of the Syndicate participations has been provided by the Syndicate managing agents through an information exchange facility operated by Lloyd's and has been reported on by the Syndicate auditors.

Assets and liabilities arising as a result of the underwriting activities are mainly controlled by the Syndicates' managing agents and are shown separately on the Statement of Financial Position as "Syndicate Assets" and "Syndicate Liabilities". The assets are held subject to trust deeds for the benefit of the Syndicates' insurance creditors.

The group's underwriting is supported by Funds at Lloyd's, either made available by the Group directly or by its members. The directors are of the opinion that the Group has adequate resources to meet its underwriting and other operational obligations for the foreseeable future. Accordingly, the going concern concept has been adopted in the preparation of the financial statements.

In continuing to apply the going concern basis to this Group's financial statements the following factors have been taken into account: the likely timing of any underwriting and non underwriting cash flows, any Funds at Lloyd's supporting the Group's underwriting and not reflected in the Group's Statement of Financial Position and the continued support of the directors and shareholders including the potential deferral of balances due to them.

## BALLYLYNCH CAPITAL LTD

### ACCOUNTING POLICIES (continued) FOR THE YEAR ENDED 31 MARCH 2022

---

#### **Basis of consolidation**

The group financial statements consolidate the financial statements of Ballylynch Capital Ltd and its subsidiary undertaking for the year ended 31 March 2022.

The consolidated financial statements are based on the financial statements of subsidiary undertakings which are not coterminous with those of the parent company.

The financial statements of Fidentia No 191 LLP are made up to 31 December 2021 and have been consolidated within the group accounts accordingly. The notes and disclosures in respect of the underwriting transactions of Fidentia No 191 LLP are, therefore, in respect of the year ended 31 December 2021 with the comparatives being in respect of the year ended 31 December 2020.

Acquisitions of companies or LLPs that are consolidated are accounted for using the acquisition method, by allocating their acquisition cost to the acquired identifiable assets and liabilities (including contingent liabilities) at the time of acquisition. Where the acquisition cost exceeds the net fair value of the acquired assets and liabilities, the difference is recognised as goodwill.

All expenses, income, debtors, creditors and provisions from transactions between consolidated companies are eliminated.

# BALLYLYNCH CAPITAL LTD

## ACCOUNTING POLICIES (continued) FOR THE YEAR ENDED 31 MARCH 2022

---

### General business

#### i Premiums

Gross premiums are accounted for in the period in which the risk commences, together with adjustments to premiums written in previous accounting periods. Future premiums relating to risks commencing in the period are based upon estimates made by the Syndicates' management. Other adjustments are accounted for as arising.

#### ii Unearned premiums

Written premium is earned according to the risk profile of the policy. Unearned premiums represent the proportion of premiums written in the year that relate to unexpired terms of policies in force at the statement of financial position date, calculated on a time apportionment basis having regard where appropriate, to the incidence of risk. The specific basis adopted by each Syndicate is determined by the relevant managing agent.

#### iii Deferred acquisition costs

Acquisition costs, which represent commission and other related expenses, are deferred over the period in which the related premiums are earned.

#### iv Reinsurance premiums

Reinsurance premium costs are allocated by the Managing Agent of each Syndicate to reflect the protection arranged in respect of the business written and earned.

#### v Claims

Provision is made for the estimated cost of claims outstanding at the end of the year, including those incurred but not reported at that date, and for the related cost of settlement. Claims incurred comprise amounts paid or provided in respect of claims occurring during the current year, together with the amount by which settlement or reassessment of claims from previous years differs from the provision at the beginning of the year.

The claims provision determined by the managing agent will have been based on information that was currently available at the time. However, the ultimate liability will vary as a result of subsequent information and events and this may result in significant adjustments to the amounts provided and will be reflected in the financial statements for the period in which the adjustment is made.

#### vi Closed years of account

At the end of the third year, the underwriting account is normally closed by reinsurance into the following year of account. The amount of the reinsurance to close premium payable is determined by the managing agent, generally by estimating the cost of claims notified but not settled at 31 December, together with the estimated cost of claims incurred but not reported at that date, and an estimate of future claims handling costs.

Any subsequent variation in the ultimate liabilities of the closed year of account is borne by the underwriting year into which it is reinsured.

The payment of a reinsurance to close premium does not eliminate the liability of the closed year for outstanding claims. If the reinsuring Syndicate was unable to meet its obligations, and the other elements of Lloyd's chain of security were to fail, then the closed underwriting account would have to settle outstanding claims.

The Directors consider that the likelihood of such a failure of the reinsurance to close is extremely remote, and consequently the reinsurance to close has been deemed to settle the liabilities outstanding at the closure of an underwriting account. The company has included its share of the reinsurance to close premiums payable as technical provisions at the end of the current period, and no further provision is made for any potential variation in the ultimate liability of that year of account.

## BALLYLYNCH CAPITAL LTD

### ACCOUNTING POLICIES (continued) FOR THE YEAR ENDED 31 MARCH 2022

---

**vii Run-off years of account**

Where an underwriting year of account is not closed at the end of the third year (a "run-off" year of account) a provision is made for the estimated cost of all known and unknown outstanding liabilities of that year. The provision is determined initially by the managing agent on a similar basis to the reinsurance to close. However, any subsequent variation in the ultimate liabilities for that year remains with the corporate member participating therein. As a result any run-off year will continue to report movements in its results after the third year until such time as it secures a reinsurance to close.

**viii Investments and allocated investment income**

In accordance with Lloyd's current accounting practice, investments are stated at market value, including accrued interest at the financial reporting date. Investment income is included in the General Business Technical Account reflecting that earned on the investment portfolio managed by the Syndicates. The allocated investment income therefore comprises income received and investment profits and losses arising in the calendar year including appreciation/depreciation and accrued interest consequent upon the revaluation of investments at 31 March. All gains and losses on investments are treated as realised at the financial reporting date.

**ix Financial assets and financial liabilities**

The syndicates investments comprise of debt and equity investments, derivatives, cash and cash equivalents and loans and receivables.

Debtors/creditors arising from insurance/reinsurance operations shown in the Statement of Financial Position include the totals of all the syndicate's outstanding debit and credit transactions as processed by the Lloyd's central facility. No account has been taken of any offsets which may be applicable in calculating the net amounts due between the syndicates and each of their counterparty insureds, reinsurers or intermediaries as appropriate.

Recognition

Financial assets and liabilities are recognised when the syndicate becomes party to the contractual provisions of the instrument. Financial liabilities and equity instruments are classified according to the substance of the contractual arrangements entered into. An equity instrument is any contract that evidences a residual interest in the assets of the syndicate after deducting all of its liabilities.

Initial measurement

All financial assets and liabilities are initially measured at transaction price (including transaction cost), except for those financial assets classified as at fair value through the income statement, which are initially measured at fair value (which is normally the transaction price excluding transaction costs), unless the arrangement constitutes a financing transaction. If an arrangement constitutes a finance transaction, the financial asset or liability is measured at the present value of the future payments discounted at a market rate of interest for a similar debt instrument.

Subsequent measurement

Non-current debt instruments are subsequently measured at amortised cost using the effective interest rate method.

Debt instruments that are classified as payable or receivable within one financial year and which meet the above conditions are measured at the undiscounted amount of the cash or other consideration expected to be paid or received.

Other debt instruments are measured at fair value through the income statement.

Derecognition of financial assets and liabilities

Financial assets are derecognised when and only when a) the contractual rights of the cash flow from the financial asset expire or are settled, b) the syndicates transfer to another party substantially all of the risks and rewards of ownership of the financial asset or c) the syndicates, despite having retained some significant risks and rewards of ownership, have transferred control of the asset to another party and the other party has the practical ability to sell the asset in its entirety to an unrelated third party and is able to exercise that ability unilaterally and without needing to impose additional restrictions on the transfer.

Financial liabilities are derecognised only when the obligation specified in the contract is discharged, cancelled or expires.

# BALLYLYNCH CAPITAL LTD

## ACCOUNTING POLICIES (continued)

FOR THE YEAR ENDED 31 MARCH 2022

---

### Fair value measurement

The best evidence of fair value is a quoted price for an identical asset in an active market. When quoted prices are unavailable, the price of a recent transaction for an identical asset provides evidence of fair value as long as there has not been a significant change in economic circumstances or a significant lapse in time since the transaction took place. If the market is not active and recent transactions of an identical asset on their own are not a good estimate of fair value, the syndicates estimate the fair value by using a valuation technique.

### Impairment of financial instruments measured at amortised cost or cost

For financial assets carried at amortised cost, the amount of an impairment is the difference between the asset's carrying amount and the present value of estimated future cash flows, discounted at the financial asset's original effective interest rate, i.e. using the effective interest rate method.

For financial assets carried at cost less impairment, the impairment loss is the difference between the asset's carrying amount and the best estimate of the amount that would be received for the asset if it were to be sold at the reporting date.

Where indicators exist for a decrease in impairment loss, and the decrease can be related objectively to an event occurring after the impairment was recognised, the prior impairment loss is tested to determine reversal. An impairment loss is reversed on an individual impaired financial asset to the extent that the revised recoverable value does not lead to a revised carrying amount higher than the carrying value had no impairment been recognised. The amount of the reversal is recognised in the income statement immediately.

### **x Basis of currency translation**

Syndicates maintain separate funds in Sterling, United States and Canadian dollars, and may also do so in certain other currencies. All transactions where separate currencies are maintained are translated into Sterling at the rates of exchange ruling at the financial reporting date. Transactions during the period in other overseas currencies are expressed in Sterling at the rates ruling at the transaction date.

Monetary assets and liabilities, which according to FRS 103 are deemed to include unearned premiums and deferred acquisition costs, are translated into Sterling at the rates of exchange at the financial reporting date.

Any non-monetary items are translated into the functional currency using the rate of exchange prevailing at the time of the transaction. FRS 103 states that insurance assets and liabilities (unearned premiums and deferred acquisition costs) are required to be treated as monetary items. These assets and liabilities have been translated at period end to the functional currency at the closing rate.

### **xi Debtors/creditors arising from insurance/reinsurance operations**

The amounts shown in the Statement of Financial Position include the totals of all the Syndicates outstanding debit and credit transactions. No account has been taken of any offsets which may be applicable in calculating the net amounts due between the Syndicates and each of their counterparty insureds, reinsurers or intermediaries as appropriate.

### **xii Distribution of profits and collection of losses**

Lloyd's operates a detailed set of regulations regarding solvency and the distribution of profits and payment of losses between Syndicates and their members. Lloyd's continues to require membership of Syndicates to be on an underwriting year of account basis and profits and losses belong to members according to their membership of a year of account. Normally profits and losses are transferred between the Syndicate and members after results for a year of account are finalised after 36 months. This period may be extended if a year of account goes into run-off. The Syndicate may make earlier on account distributions or cash calls according to the cash flow of a particular year of account and subject to Lloyd's requirements.

# BALLYLYNCH CAPITAL LTD

## ACCOUNTING POLICIES (continued) FOR THE YEAR ENDED 31 MARCH 2022

---

### 2.2 Reinsurance at corporate level

Where considered applicable by the directors, the group may purchase additional reinsurance to that purchased through the syndicates. Any such reinsurance premiums and related reinsurance recoveries are treated in the same manner as described for syndicates in Note 2.1 (iv) and (v).

### 2.3 Taxation

The group is taxed on its results including its share of underwriting results declared by the syndicates. These are deemed to accrue evenly over the calendar year in which they are declared. The syndicate results included in these financial statements are only declared for tax purposes in the calendar year following the normal closure of the year of account. No provision is made for corporation tax in relation to open years of account. However, full provision is made for deferred tax on underwriting results not subject to current corporation tax.

HM Revenue & Customs agrees the taxable results of the syndicates at a syndicate level on the basis of computations submitted by the managing agent. At the date of the approval of these financial statements the syndicate taxable results of years of account closed at this and at previous year ends may not have fully agreed with HM Revenue & Customs. Any adjustments that may be necessary to the tax provisions established by the Company, as a result of HM Revenue & Customs agreement of syndicate results, will be reflected in the financial statements of subsequent periods.

### 2.4 Deferred Taxation

Deferred tax is provided in full on timing differences which result in an obligation at the financial reporting date to pay more tax, or a right to pay less tax, at a future date, at rates expected to apply when they crystallise based on current tax rates and law. Deferred tax assets are recognised to the extent that it is regarded as more likely than not that they will be recovered. Deferred tax assets and liabilities have not been discounted.

### 2.5 Goodwill

In accordance with FRS 102, goodwill arising on the acquisition of subsidiary undertakings is capitalised as an intangible asset and amortised against profit over its useful life of 5 years.

### 2.6 Intangible assets

Costs incurred by the group in the Corporation of Lloyd's auctions in order to acquire rights to participate on Syndicates' underwriting years are included within intangible assets and amortised over a 5 year period beginning with the respective year of Syndicate participation. The intangible assets are reviewed for impairment where there are indicators for impairment and any impairment is charged to the income statement for the period.

### 2.7 Investments

Investments held directly by the group, by trustees of the Premium Trust Fund, or as the Lloyd's Deposit, are stated at fair value.

### 2.8 Cash and cash equivalents

Cash and cash equivalents include deposits held at call with banks, other short-term liquid investments with original maturities of three months or less and cash in hand.

# BALLYLYNCH CAPITAL LTD

## ACCOUNTING POLICIES (continued) FOR THE YEAR ENDED 31 MARCH 2022

---

### 3 Estimation uncertainties

In applying the group's accounting policies, the directors are required to make judgements, estimates and assumptions in determining the carrying amounts of assets and liabilities. These judgements, estimates and assumptions are based on the best and most reliable evidence available at the time when the decisions are made, and are based on historical experience and other factors that are considered to be applicable. Due to the inherent subjectivity involved in making such judgements, estimates and assumptions, the actual results and outcomes may differ. The estimates and underlying assumptions are reviewed on an ongoing basis. Revisions to accounting estimates are recognised in the period in which the estimate is revised if the revision affects only that period, or in the period of the revision and future periods if the revision affects both current and future periods.

The measurement of the provision for claims outstanding is the most significant judgement involving estimation uncertainty regarding amounts recognised in these financial statements in relation to underwriting by the syndicates and this is disclosed further in Note 4.

The management and control of each Syndicate is carried out by the managing agent of that Syndicate, and the group looks to the managing agent to implement appropriate policies, procedures and internal controls to manage each Syndicate.

#### Key accounting judgements

The key accounting judgements set out below therefore relate to those made in respect of the group only, and do not include estimates and judgements made in respect of the Syndicates.

#### i Purchased syndicate capacity

Estimating value in use:

Where an indication of impairment of capacity values exists, the directors will carry out an impairment review to determine the recoverable amount, which is the higher of fair value less cost to sell and value in use. The value in use calculation requires an estimate of the future cash flows expected to arise from the capacity and a suitable discount rate in order to calculate present value.

Determining the useful life of purchased syndicate capacity:

The assessed useful life of syndicate capacity is 5 years. This is on the basis that this is the life over which the original value of the capacity is used up.

#### ii Assessing indicators of impairment

In assessing whether there have been any indicators of impairment of assets, the directors consider both external and internal sources of information such as market conditions, counterparty credit ratings and experience of recoverability. There have been no indicators of impairments identified during the current financial year.

#### iii Recoverability of debtors

The group establishes a provision for debtors that are estimated not to be recoverable. When assessing recoverability, factors such as the ageing of the debtors, past experience of recoverability, and the credit profile of individual groups of customers are all considered.



# BALLYLYNCH CAPITAL LTD

## ACCOUNTING POLICIES (continued) FOR THE YEAR ENDED 31 MARCH 2022

---

### 4 Risk management

This section summarises the financial and insurance risks the group is exposed to either directly at its own corporate level or indirectly via its participation in the Lloyd's syndicates.

#### Risk background

The syndicate's activities expose it to a variety of financial and non-financial risks. The managing agent is responsible for managing the syndicate's exposure to these risks and, where possible, introducing controls and procedures that mitigate the effects of the exposure to risk. Each year, the managing agent prepares a Lloyd's Capital Return ("LCR") for the syndicate, the purpose of this being to agree capital requirements with Lloyd's based on an agreed assessment of the risks impacting the syndicate's business, and the measures in place to manage and mitigate those risks from a quantitative and qualitative perspective. The risks described below are typically reflected in the LCR, and, typically, the majority of the total assessed value of the risks concerned is attributable to insurance risk.

The insurance risks faced by a syndicate include the occurrence of catastrophic events, downward pressure on pricing of risks, reductions in business volumes and the risk of inadequate reserving. Reinsurance risks arise from the risk that the reinsurer fails to meet their share of a claim. The management of the syndicate's funds is exposed to risks of investments, liquidity, currency and interest rates leading to financial loss. The syndicate is also exposed to regulatory and operational risks including its ability to continue to trade. However, supervision by Lloyd's provides additional controls over the syndicate's management of risks.

The group manages the risks faced by the syndicates on which it participates by monitoring the performance of the syndicates it supports. This commences in advance of committing to support a syndicate for the following year, with a review of the business plan prepared for each syndicate by its managing agent. In addition, quarterly reports and annual accounts together with any other information made available by the managing agent are monitored and if necessary enquired into. If the group considers that the risks being run by the syndicate are excessive it will seek confirmation from the managing agent that adequate management of the risk is in place and, if considered appropriate, will withdraw from the next underwriting year. The group relies on advice provided by the members' agent which acts for it, who are specialists in assessing the performance and risk profiles of syndicates. The group also mitigates its risks by participating across several syndicates.

The directors do not consider the group to be a financial institution under FRS 102, on the basis that the group itself does not undertake the business of effecting or carrying out insurance contracts. Therefore there is no requirement to discuss financial risks arising from syndicate investment activities. The analysis below provides details of the financial risks the group is exposed to from syndicate insurance activities as required by FRS 103.

#### Syndicate risks

##### i Liquidity risk

The syndicates are exposed to daily calls on their available cash resources, principally from claims arising from its insurance business. Liquidity risk arises where cash may not be available to pay obligation when due, or to ensure compliance with the syndicate's obligations under the various trust deeds to which it is party.

The syndicates aim to manage their liquidity position so that they can fund claims arising from significant catastrophic events, as modelled in their Lloyd's realistic disaster scenarios ("RDS").

# BALLYLYNCH CAPITAL LTD

## ACCOUNTING POLICIES (continued) FOR THE YEAR ENDED 31 MARCH 2022

### ii Credit risk

Credit ratings to syndicate assets emerging directly from insurance activities, excluding cash at bank and financial investments, which are neither past due nor impaired are as follows:

#### 2022

	AAA £	AA £	A £	BBB or lower £	Not rated £	Total £
Deposits with ceding undertakings	-	-	27,483	-	1,408	28,891
Reinsurers share of claims outstanding	65,474	807,295	1,420,005	48,824	119,642	2,461,240
Reinsurance debtors	2,771	36,116	101,582	15,172	10,418	166,059
Insurance debtors	-	-	-	-	1,176,992	1,176,992
	68,245	843,411	1,549,070	63,996	1,308,460	3,833,182

#### 2021

	AAA £	AA £	A £	BBB or lower £	Not rated £	Total £
Deposits with ceding undertakings	-	-	-	-	408	408
Reinsurers share of claims outstanding	122,009	582,895	1,600,205	59,668	166,896	2,531,673
Reinsurance debtors	515	27,862	107,113	18,741	25,801	180,032
Insurance debtors	-	-	-	-	981,861	981,861
	122,524	610,757	1,707,318	78,409	1,174,966	3,693,974

Syndicate assets emerging directly from insurance activities, excluding cash at bank and financial investments, past their due date or impaired are as follows:

#### 2022

	Less than 3 months £	Between 3 and 6 months £	Between 6 months and 1 year £	Greater than 1 year £	Impaired £	Total past due or impaired £
Deposits with ceding undertakings	-	-	-	-	-	-
Reinsurers share of claims outstanding	-	-	-	-	-	-
Reinsurance debtors	116,129	8,532	2,248	2,497	-	129,406
Insurance debtors	58,188	19,383	28,608	25,186	-	131,365
	174,317	27,915	30,856	27,683	-	260,771

#### 2021

	Less than 3 months £	Between 3 and 6 months £	Between 6 months and 1 year £	Greater than 1 year £	Impaired £	Total past due or impaired £
Deposits with ceding undertakings	-	-	-	-	-	-
Reinsurers share of claims outstanding	-	-	-	-	-	-
Reinsurance debtors	83,153	11,613	3,657	1,656	(30)	100,049
Insurance debtors	47,156	24,023	26,638	20,316	-	118,133
	130,309	35,636	30,295	21,972	(30)	218,182

### iii Interest rate and equity price risk

Interest rate risk and equity price risk is the risk that the fair value of future cash flows of financial instruments will fluctuate because of changes in market interest rates and market prices, respectively.

## BALLYLYNCH CAPITAL LTD

### ACCOUNTING POLICIES (continued) FOR THE YEAR ENDED 31 MARCH 2022

#### iv Currency risk

The syndicates' main exposure to foreign currency risk arises from insurance business originating overseas, primarily denominated in US dollars. Transactions denominated in US dollars form a significant part of the syndicates' operations. This risk is, in part, mitigated by the syndicates maintaining financial assets denominated in US dollars against its major exposures in that currency.

The table below provides details of syndicate assets and liabilities by currency:

2022	GBP £	USD £ converted	EUR £ converted	CAD £ converted	Other £ converted	Total £ converted
Total assets	2,096,201	7,905,420	581,036	1,415,486	367,981	12,366,124
Total liabilities	(2,496,510)	(7,876,885)	(614,894)	(1,091,308)	(281,885)	(12,361,482)
Surplus/(deficiency) of assets	(400,309)	28,535	(33,858)	324,178	86,096	4,642

2021	GBP £	USD £ converted	EUR £ converted	CAD £ converted	Other £ converted	Total £ converted
Total assets	2,032,608	7,487,140	635,810	1,252,695	348,551	11,756,804
Total liabilities	(2,712,371)	(7,662,236)	(573,479)	(965,713)	(248,918)	(12,162,717)
Surplus/(deficiency) of assets	(679,763)	(175,096)	62,331	286,982	99,633	(405,913)

#### Group risks

##### i Investment, credit, liquidity and currency risks

The significant risks faced by the Group are with regard to the investment of the available funds within its own custody. The elements of these risks are investment risk, credit risk, liquidity risk, currency risk and interest rate risk. The main liquidity risk would arise if a syndicate had inadequate liquid resources for a large claim and sought funds from the Group to meet the claim. In order to minimise investment, credit and liquidity risk the Group's funds are invested in readily realisable short term deposits. The syndicates can distribute their results in Pound Sterling, US Dollars or a combination of the two. The Group is exposed to movements in the US Dollar between the financial reporting date and the distribution of the underwriting profits and losses, which is usually in the May following the closure of the year of account. The Group does not use derivative instruments to manage risk and, as such, no hedge accounting is applied.

##### ii Regulatory risks

The Group is subject to continuing approval by Lloyd's to be a member of a Lloyd's syndicate. The risk of this approval being removed is mitigated by monitoring and fully complying with all requirements in relation to membership of Lloyd's. The capital requirements to support the proposed amount of syndicate capacity for future years are subject to the requirements of Lloyd's. A variety of factors are taken into account by Lloyd's in setting these requirements including market conditions and syndicate performance and although the process is intended to be fair and reasonable, the requirements can fluctuate from one year to the next, which may constrain the volume of underwriting the Group is able to support.

##### iii Operational risks

As there are relatively few transactions actually undertaken by the Group there are only limited systems and operational requirements of the Group and therefore operational risks are not considered to be significant. Close involvement of all directors in the Group's key decision making and the fact that the majority of the Group's operations are conducted by syndicates, provides control over any remaining operational risks.

# BALLYLYNCH CAPITAL LTD

## NOTES TO THE FINANCIAL STATEMENTS FOR THE YEAR ENDED 31 MARCH 2022

5 Class of business	Gross written premiums	Gross premiums earned	Gross claims incurred	Operating expenses	Reinsurance balance
	£	£	£	£	£
<b>2022</b>					
<b>Direct</b>					
Accident and health	136,004	135,907	(41,918)	(58,022)	(8,851)
Motor - third party liability	5,396	4,170	(1,140)	(1,804)	(34)
Motor - other classes	93,232	90,983	(40,855)	(36,592)	(3,338)
Marine, aviation and transport	422,231	390,488	(148,603)	(144,632)	(29,950)
Fire and other damage to property	1,495,074	1,471,676	(764,738)	(428,676)	(186,915)
Third party liability	1,488,398	1,398,580	(794,585)	(439,955)	(68,457)
Credit and suretyship	104,883	100,275	(60,096)	(33,325)	(16,700)
Other	2,420	2,380	(1,122)	(1,669)	(2)
<b>Total direct</b>	<b>3,747,638</b>	<b>3,594,459</b>	<b>(1,853,057)</b>	<b>(1,144,675)</b>	<b>(314,247)</b>
<b>Reinsurance business</b>					
Reinsurance balance	1,529,103	1,464,020	(966,262)	(265,101)	(118,800)
<b>Total</b>	<b>5,276,741</b>	<b>5,058,479</b>	<b>(2,819,319)</b>	<b>(1,409,776)</b>	<b>(433,047)</b>
<b>2021</b>	£	£	£	£	£
<b>Direct</b>					
Accident and health	163,626	178,400	(149,476)	(65,880)	(199)
Motor - third party liability	12,495	12,290	(10,810)	(3,842)	821
Motor - other classes	91,322	94,865	(70,393)	(32,033)	(347)
Marine, aviation and transport	474,595	459,190	(259,911)	(145,841)	(28,301)
Fire and other damage to property	1,429,737	1,409,866	(798,384)	(423,481)	(179,625)
Third party liability	1,285,994	1,259,910	(755,107)	(386,849)	(74,267)
Credit and suretyship	131,068	140,412	(373,042)	(40,313)	100,022
Other	7,750	7,620	(3,799)	(2,511)	(1,168)
<b>Total direct</b>	<b>3,596,587</b>	<b>3,562,553</b>	<b>(2,420,922)</b>	<b>(1,100,750)</b>	<b>(183,064)</b>
<b>Reinsurance business</b>					
Reinsurance balance	1,442,288	1,499,166	(817,979)	(314,009)	(237,577)
<b>Total</b>	<b>5,038,875</b>	<b>5,061,719</b>	<b>(3,238,901)</b>	<b>(1,414,759)</b>	<b>(420,641)</b>

Any open year loss provisions, stop loss premiums and stop loss recoveries have been allocated across the classes of business by reference to the gross premiums written.

# BALLYLYNCH CAPITAL LTD

## NOTES TO THE FINANCIAL STATEMENTS (continued) FOR THE YEAR ENDED 31 MARCH 2022

6 Geographical analysis	2022 £	2021 £
Direct gross premiums written in:		
United Kingdom	3,737,177	3,596,166
EU member states	1,091	421
The rest of the world	9,370	-
<b>Total</b>	<b>3,747,638</b>	<b>3,596,587</b>

## 7 Technical provisions

### Movement in claims outstanding

	Gross £	Reinsurance £	2022 Net £	Gross £	Reinsurance £	2021 Net £
Brought forward	(8,590,332)	1,102,899	(7,487,433)	(8,838,441)	1,247,805	(7,590,636)
Movement in technical account	(184,333)	17,544	(166,789)	(361,252)	110,463	(250,789)
Other movements	248,112	(95,748)	152,364	609,361	(255,369)	353,992
<b>Carried forward</b>	<b>(8,526,553)</b>	<b>1,024,695</b>	<b>(7,501,858)</b>	<b>(8,590,332)</b>	<b>1,102,899</b>	<b>(7,487,433)</b>

### Movement in unearned premiums

	Gross £	Reinsurance £	2022 Net £	Gross £	Reinsurance £	2021 Net £
Brought forward	(2,102,351)	426,833	(1,675,518)	(2,170,525)	446,344	(1,724,181)
Movement in technical account	(218,262)	(5,941)	(224,203)	22,844	(8,133)	14,711
Other movements	(7,061)	1,607	(5,454)	45,330	(11,378)	33,952
<b>Carried forward</b>	<b>(2,327,674)</b>	<b>422,499</b>	<b>(1,905,175)</b>	<b>(2,102,351)</b>	<b>426,833</b>	<b>(1,675,518)</b>

### Movement in deferred acquisition costs

	2022 Net £	2021 Net £
Brought forward	522,552	568,302
Movement in deferred acquisition costs	41,076	(33,996)
Other movements	(3,471)	(11,754)
<b>Carried forward</b>	<b>560,157</b>	<b>522,552</b>

Included within other movements are foreign exchange movements in restating the opening balances and the effect of prior years' technical provisions being reinsured to close, to the extent where the Group's syndicate participation portfolio has changed between years of account.

# BALLYLYNCH CAPITAL LTD

## NOTES TO THE FINANCIAL STATEMENTS (continued) FOR THE YEAR ENDED 31 MARCH 2022

### 7 Technical provisions (continued)

#### Assumptions, changes in assumptions and sensitivity

The majority of the risks to the Group's future cash flows arise from its participation in the results of Lloyd's syndicates and are mostly managed by the managing agents of the syndicates. The Group's role in managing these risks, in conjunction with the Group's members' agent, is limited to a selection of syndicate participations and monitoring the performance of the syndicates and their managing agents.

The amounts carried by the Group arising from insurance contracts are calculated by the managing agents of the syndicates and derived from accounting information provided by the managing agents and reported upon by the syndicate auditors.

The key assumptions underlying the amounts carried by the Group arising from insurance contracts are:

- i The net premiums written calculated by the managing agent are an accurate assessment of the premiums payable as a result of the risks contractually committed to up to the financial reporting date.
- ii The net unearned premiums calculated by the managing agent are an accurate assessment of the net premiums written that reflect the exposure to risks arising after the financial reporting date, including appropriate allowance for anticipated losses in excess of the unearned premium.
- iii The claims reserves calculated by the managing agents are an accurate assessment of the ultimate liabilities in respect of claims relating to events up to the financial reporting date.
- iv The potential ultimate result of run-off year results has been accurately estimated by the managing agents.
- v The values of investments and other assets and liabilities are correctly stated at their realisable values at the financial reporting date.

There have been no changes to these assumptions in 2022.

The amounts carried by the Group arising from insurance contracts are sensitive to various factors as follows:

- i A 5% increase/decrease in net earned premium (with claims incurred assumed to change pro-rata with premium) will increase/decrease the Group's pre-tax profit/loss by £90,306 (2021: £70,109).
- ii A 5% increase/decrease in the managing agents' calculation of gross claims reserves will decrease/increase the Group's pre-tax profit/loss by £426,328 (2021: £429,517).
- iii A 5% increase/decrease in the managing agents' calculation of net claims reserves will decrease/increase the Group's pre-tax profit/loss by £375,093 (2021: £374,372).

Claims development - Gross	At the end of underwriting year	After 12 months	After 24 months	After 36 months	Profit/loss on RITC received
Underwriting pure year	£	£	£	£	£
2021	1,859,483	-	-	-	-
2020	1,726,148	3,077,197	-	-	-
2019	1,799,645	3,234,517	3,134,755	-	-

Claims development - Net	At the end of underwriting year	After 12 months	After 24 months	After 36 months	Profit/loss on RITC received
Underwriting pure year	£	£	£	£	£
2021	1,261,577	-	-	-	-
2020	1,212,928	2,206,458	-	-	-
2019	1,249,876	2,344,356	2,310,028	-	-

# BALLYLYNCH CAPITAL LTD

## NOTES TO THE FINANCIAL STATEMENTS (continued) FOR THE YEAR ENDED 31 MARCH 2022

### 8 Investment return

The following return on investments relate to investments held at fair value.

	2022 £	2021 £
Investment income	78,748	103,982
Dividend income	1,076	928
Interest on cash at bank	394	7,377
Other interest and similar income	569	5,958
Investment income	80,787	118,245
Realised gain on investments	15,452	35,038
Unrealised gain on investments	88,304	143,366
Realised loss on investments	(27,952)	(33,752)
Unrealised loss on investments	(154,809)	(103,624)
Total investment income	1,782	159,273
Investment expenses and charges	(4,127)	(4,169)
Total investment return	(2,345)	155,104

### 9 Net operating expenses

	2022 £	2021 £
Acquisition costs	1,024,544	1,023,788
Administrative expenses	383,686	401,650
Loss/(Profit) on exchange	1,546	(10,679)
Total	1,409,776	1,414,759

# BALLYLYNCH CAPITAL LTD

## NOTES TO THE FINANCIAL STATEMENTS (continued) FOR THE YEAR ENDED 31 MARCH 2022

10 Other income	2022	2021
	£	£
Profit on sale of syndicate participation rights	8,859	23,748
Other	-	-
<b>Total</b>	<b>8,859</b>	<b>23,748</b>

11 Profit on ordinary activities before taxation	2022	2021
	£	£
This is stated after charging:		
Auditor's remuneration - audit	1,140	1,115
Wages and salaries	3,623	5,469
Amortisation of syndicate capacity	38,126	54,009

The average number of persons, including directors, employed during the year was 1 (2021: 1).

12 Group and Company Tangible assets	Motor vehicles & equipment	Freehold Property	Total
	£	£	£
<b>Cost</b>			
At 1 April 2021	-	-	-
Additions	-	-	-
Disposals	-	-	-
<b>At 31 March 2022</b>	<b>-</b>	<b>-</b>	<b>-</b>
<b>Depreciation</b>			
At 1 April 2021	-	-	-
Charge for the period	-	-	-
Impairment losses	-	-	-
Disposals	-	-	-
<b>At 31 March 2022</b>	<b>-</b>	<b>-</b>	<b>-</b>
<b>Net book value</b>			
At 31 March 2022	-	-	-
<b>At 31 March 2021</b>	<b>-</b>	<b>-</b>	<b>-</b>



# BALLYLYNCH CAPITAL LTD

## NOTES TO THE FINANCIAL STATEMENTS (continued) FOR THE YEAR ENDED 31 MARCH 2022

13 Group intangible assets	Syndicate Participation Rights £	Goodwill £	2022 Total £
<b>Cost</b>			
At 1 April 2021	1,344,251	-	1,344,251
Additions	-	-	-
Disposals	(13,874)	-	(13,874)
At 31 March 2022	1,330,377	-	1,330,377
<b>Amortisation</b>			
At 1 April 2021	1,285,494	-	1,285,494
Charge for the period	38,126	-	38,126
Impairment losses	-	-	-
Disposals	(13,461)	-	(13,461)
At 31 March 2022	1,310,159	-	1,310,159
<b>Net book value</b>			
At 31 March 2022	20,218	-	20,218
At 31 March 2021	58,757	-	58,757

14 Investments: Financial investments		Syndicate £	Corporate £	2022 Total £
<b>At market value</b>				
Shares and other variable yield securities	- level 1	74,348		
	- level 2	404,201		
	- level 3	72,117	550,666	550,666
Debt securities and other fixed income securities	- level 1	1,018,618		
	- level 2	3,440,438		
	- level 3	-	4,459,056	4,459,056
Participation in investment pools	- level 1	2,157		
	- level 2	4,483		
	- level 3	1,157	7,797	7,797
Loans guaranteed by mortgage	- level 1	-		
	- level 2	-		
	- level 3	-	-	-
Other	- level 1	69,252		
	- level 2	123,713		
	- level 3	14,711	207,676	207,676
<b>Total</b>		5,225,195	-	5,225,195

# BALLYLYNCH CAPITAL LTD

## NOTES TO THE FINANCIAL STATEMENTS (continued) FOR THE YEAR ENDED 31 MARCH 2022

### 14 Investments: Financial investments (continued)

			Syndicate	Corporate	2021 Total
<i>At market value</i>		£	£	£	£
Shares and other variable yield securities	- level 1	99,412			
	- level 2	487,459			
	- level 3	72,783	659,654	-	659,654
Debt securities and other fixed income securities	- level 1	960,342			
	- level 2	3,069,173			
	- level 3	-	4,029,515	-	4,029,515
Participation in investment pools	- level 1	461			
	- level 2	4,427			
	- level 3	3,592	8,480	-	8,480
Loans guaranteed by mortgage	- level 1	-			
	- level 2	-			
	- level 3	-	-	-	-
Other	- level 1	60,459			
	- level 2	131,887			
	- level 3	8,251	200,597	-	200,597
<b>Total</b>			<b>4,898,246</b>	<b>-</b>	<b>4,898,246</b>

The corporate investments held include £Nil (2021: £Nil) at market value in respect of Lloyd's deposits that are held in accordance with the constraints detailed in note 24.

The Group uses the following hierarchy for determining and disclosing the fair value of financial investments by valuation technique:

Level 1: quoted (unadjusted) prices in active markets for identical assets

Level 2: prices based on recent transactions in identical assets

Level 3: prices determined using a valuation technique

None of the above investments are valued at amortised cost.

	Syndicate	Corporate	2022 Total	2021 Total
<i>At cost</i>	£	£	£	£
Shares and other variable yield securities	538,122	-	538,122	646,133
Debt securities and other fixed income securities	4,437,404	-	4,437,404	3,979,516
Participation in investment pools	7,355	-	7,355	7,851
Loans guaranteed by mortgage	6,248	-	6,248	6,256
Other	201,939	-	201,939	189,891
<b>Total</b>	<b>5,191,068</b>	<b>-</b>	<b>5,191,068</b>	<b>4,829,647</b>

## BALLYLYNCH CAPITAL LTD

### NOTES TO THE FINANCIAL STATEMENTS (continued) FOR THE YEAR ENDED 31 MARCH 2022

#### 14 Investments: Financial investments (continued)

The company element of financial investments at market value is £Nil (2021: £Nil). The company has the following unlisted investments:

	Unlisted Investments £
<b>Cost</b>	
At 1 April 2021	845,115
Additions	-
Disposals	-
Other movements	2,652,215
At 31 March 2022	3,497,330
<b>Impairment</b>	
At 1 April 2021	-
Impairment in the period	-
Disposals	-
At 31 March 2022	-
<b>Net book value</b>	
At 31 March 2022	3,497,330
At 31 March 2021	845,115

The Unlisted Investments is a 100% subsidiary and represents the company's share in Fidentia 191 LLP. The subsidiary is an insurance underwriter through Lloyd's of London and its registered office is 3 Castlegate, Grantham, Lincolnshire NG31 6SF.

# BALLYLYNCH CAPITAL LTD

## NOTES TO THE FINANCIAL STATEMENTS (continued) FOR THE YEAR ENDED 31 MARCH 2022

### 15 Group debtors arising out of direct insurance and reinsurance operations

	Syndicate £	Corporate £	2022 Total £	2021 Total £
The following amounts are due after one year:				
Direct insurance operations	51,743	-	51,743	21,033
Reinsurance operations	68,550	-	68,550	16,053
<b>Total</b>	<b>120,293</b>	<b>-</b>	<b>120,293</b>	<b>37,086</b>

### 16 Group other debtors

	Syndicate £	Corporate £	2022 Total £	2021 Total £
Deferred tax	-	-	-	-
Early profit releases	12,273	(12,273)	-	-
Other	1,188,189	36,290	1,224,479	1,239,745
<b>Total</b>	<b>1,200,462</b>	<b>24,017</b>	<b>1,224,479</b>	<b>1,239,745</b>

Corporate other debtors includes £Nil (2021: £Nil) due to the group after more than one year.

Syndicate other debtors includes £302,148 (2021: £350,920) due to the group after more than one year.

Company other debtors total £36,290 (2021: £36,290)

### 17 Cash at bank

	Syndicate £	Corporate £	2022 Total £	2021 Total £
Lloyd's deposit	425,366	2,636,847	3,062,213	1,053,079
Cash at bank and in hand	424,406	27,216	451,622	430,963
<b>Total</b>	<b>849,772</b>	<b>2,664,063</b>	<b>3,513,835</b>	<b>1,484,042</b>

Any Lloyd's deposit is held in accordance with the constraints detailed in note 24.

Company cash at bank totals £112,824 (2021: £454,724).

# BALLYLYNCH CAPITAL LTD

## NOTES TO THE FINANCIAL STATEMENTS (continued) FOR THE YEAR ENDED 31 MARCH 2022

### 18 Group and company share capital

	2022 £	2021 £
<i>Allotted, issued and fully paid</i>		
300 Ordinary shares of £1.00	300	300

### 19 Group statement of movements on reserves

	Revaluation reserve £	Share premium account £	Profit and loss account £
At 1 April 2021	-	-	(478,837)
Profit during the period	-	-	192,350
Dividends	-	-	-
At 31 March 2022	-	-	(286,487)

### 20 Taxation

	2022 £	2021 £
<i>Analysis of charge in period</i>		
<i>Current tax</i>		
UK Corporation Tax on profits of the period	5,463	(41,673)
Adjustments in respect of prior years	-	-
Foreign tax	1,830	3,152
Total current tax	7,293	(38,521)
<i>Analysis of charge in period</i>		
<i>Deferred tax</i>		
Origination and reversal of timing differences	119,000	59,000
Changes in tax rates	-	-
Other items	-	-
Total deferred tax	119,000	59,000
Tax on profit on ordinary activities	126,293	20,479

# BALLYLYNCH CAPITAL LTD

## NOTES TO THE FINANCIAL STATEMENTS (continued) FOR THE YEAR ENDED 31 MARCH 2022

### 20 Taxation (continued)

	2022 £	2021 £
<b>Factors affecting tax charge for the period</b>		
The tax assessed for the period is different than the standard rate of Corporation Tax in the UK of 19.00%. The differences are explained below:		
Profit on ordinary activities before taxation	318,643	44,674
Profit on ordinary activities before taxation multiplied by the standard rate of Corporation Tax in the UK of 19.00% (2021: 19.00%).	60,542	8,488
<b>Effects of:</b>		
(Income)/Expenses not (taxable)/deductible	(424)	4,146
Timing differences arising from the taxation of the underwriting results	(44,015)	10,708
Timing differences arising from the taxation of syndicate participation movements	2,557	(533)
Utilisation of tax losses	(1,834)	(240)
Adjustments to tax charge in respect of prior periods	-	(5,384)
Other adjustments	109,467	3,294
Total tax charge for the year	126,293	20,479

### Factors that may affect future tax charges

The group has trading losses of £Nil (2021: £Nil) available for carry forward against future trading profits.

	2022 £	2021 £
<b>Provision for deferred tax</b>		
At 1 January	172,000	113,000
Charge to the profit and loss account	119,000	59,000
Released or utilised in the period	-	-
At 31 December	291,000	172,000

Full provision has been made for all timing differences apart from the recovery of taxation losses against future trading profits, which cannot be prudently anticipated at this time.

The deferred tax asset not provided for in respect of Corporation Tax losses, and deferred tax losses not yet assessable to Corporation Tax, amounted to £Nil (2021: £Nil).

# BALLYLYNCH CAPITAL LTD

## NOTES TO THE FINANCIAL STATEMENTS (continued) FOR THE YEAR ENDED 31 MARCH 2022

### 21 Other creditors

	Syndicate £	Corporate £	2022 £	2021 £
Other creditors	293,043	148,174	441,217	345,724
Corporation tax	-	5,463	5,463	-
Shareholders' loan account	-	2,509,879	2,509,879	541,399
<b>Total</b>	<b>293,043</b>	<b>2,663,516</b>	<b>2,956,559</b>	<b>887,123</b>

Company other creditors total £2,663,516 (2021: £658,903).

### 22 Analysis of changes in net debt

	At 1 Apr 2021	Cash flow	Acquisitions	Other non - cash changes	Exchange movement	At 31 Mar 2022
	£	£	£	£	£	£
<b>Cash and cash equivalents</b>						
Cash	714,761	1,948,731	-	-	571	2,664,063
Overdrafts	-	-	-	-	-	-
Cash equivalents	-	-	-	-	-	-
	714,761	1,948,731	-	-	571	2,664,063
<b>Borrowings</b>						
Debt due within one year	-	-	-	-	-	-
Debt due after one year	-	-	-	-	-	-
	-	-	-	-	-	-
<b>Total</b>	<b>714,761</b>	<b>1,948,731</b>	<b>-</b>	<b>-</b>	<b>571</b>	<b>2,664,063</b>

### 23 Reconciliation of profit before tax to net cash outflow from operating activities

	2022 £	2021 £
Profit before tax	318,643	44,674
Finance income	(233)	(4,844)
Prior year result distributable in year	(5,979)	(271,039)
Profit on sale of syndicate participation rights	(8,859)	(23,748)
(Decrease)/increase in creditors	(2,998)	126,286
Increase in debtors	(396,223)	(133,726)
Amortisation and impairment of syndicate participation rights	38,126	54,009
Exchange (gains)/losses	(571)	461
<b>Net cash outflow from operating activities</b>	<b>(58,094)</b>	<b>(207,927)</b>

Note that the current year technical profit of £393,759, which has not been distributed in the period, is included within the increase in debtors line above.

# BALLYLYNCH CAPITAL LTD

## NOTES TO THE FINANCIAL STATEMENTS (continued) FOR THE YEAR ENDED 31 MARCH 2022

---

### 24 Funds at Lloyd's

Cash balances of £2,636,847 (2021: £699,594) detailed in note 17 and investments of £Nil (2021: £Nil) detailed in note 14 are held within the group's Lloyd's deposit. These balances exclude any amounts held via the syndicates.

The Lloyd's deposit represents funds deposited with the Corporation of Lloyd's (Lloyd's) to support the company's underwriting activities as described in the accounting policies. The company has entered into a legal agreement with Lloyd's which gives the Corporation the right to apply these funds in settlement of any claims arising from the company's participation on Lloyd's Syndicates. These funds can only be released from the provision of this deed with Lloyd's express permission and only in circumstances where the amounts are either replaced by an equivalent asset or after the expiration of the company's liabilities in respect of its underwriting.

In addition to these amounts, the shareholders of the group have also made available to Lloyd's assets amounting to approximately £Nil (2021: £Nil) that are also used by the group to support its Lloyd's underwriting. These funds are also available to Lloyd's to meet the personal underwriting liabilities of the shareholders for underwriting years prior to the commencement of trading by the group.

The group's Lloyd's underwriting is also supported by a guarantee of £Nil (2021: £2,885,260) from Barclays Bank PLC.

### 25 Related party transactions

Transactions with the company and group:

During the period, a shareholder loaned the company £1,968,480 (2021: £142,020) and expenses of £Nil (2021: £31,277) were paid by a shareholder on behalf of the company. At the financial reporting date, £2,509,879 (2021: £541,399) is due to the shareholder.

During the period, a director loaned the company £30,670 (2021: 8,485). At the financial reporting date, £148,174 (2021: £117,504) is due to the director.

### 26 Ultimate controlling party

The ultimate controlling party is Mrs C Henry.