

Company registration number (England and Wales): 6984874


AAA UNDERWRITING LIMITED

DIRECTORS' REPORT AND FINANCIAL STATEMENTS

FOR THE YEAR ENDED 31 DECEMBER 2016

www.humph.co.uk

WEDNESDAY



A6EDEVPC

A10

06/09/2017

#400

COMPANIES HOUSE

AAA UNDERWRITING LIMITED

CONTENTS

	Page
Company information	1
Strategic report	2
Report of the directors	3
Independent auditors' report	4
Income statement	5 - 6
Statement of comprehensive income	6
Statement of financial position	7 - 8
Statement of changes in shareholders' equity	9
Statement of cash flows	10
Accounting policies	11 - 19
Notes to the financial statements	20 - 30

AAA UNDERWRITING LIMITED

COMPANY INFORMATION

COMPANY PERSONNEL

Directors	Fidentia Trustees Limited Mr L W James
Company Secretary	Fidentia Nominees Limited

COMPANY ADDRESSES

Registered office	3 Castlegate Grantham Lincolnshire NG31 6SF
Member's agent	Alpha Insurance Analysts Limited 107 Fenchurch Street London EC3M 5JF
Auditors	Humphrey & Co 7 - 9 The Avenue Eastbourne East Sussex BN21 3YA
Administrator	Fidentia Services LLP 3 Castlegate Grantham, Lincolnshire NG31 6SF

AAA UNDERWRITING LIMITED
STRATEGIC REPORT
FOR THE YEAR ENDED 31 DECEMBER 2016

The directors present their strategic report for the year ended 31 December 2016.

Review of the business

The principal activity of the Company in the year under review was that of a corporate underwriting member of Lloyd's.

The result for the year is in respect of the 2016 annual accounting year, which consists of movements in the 2014, 2015 and 2016 years of account as well as any 2013 and prior run-off years. Gross premiums written decreased from £800,869 to £649,581 compared to the previous year and the overall balance in the technical account increased from £97,366 to £128,240 as a result of the level of claims experienced.

The company has continued to underwrite on the 2017 underwriting account where the market conditions are considered favourable for a profitable outcome subject to the level of claims experienced.

The key business risks and uncertainties affecting the company are considered to relate to insurance risk, investment and currency risk and regulatory risk.

Financial risk management objectives and policies

The Company is principally exposed to financial risk through its participation on Lloyd's Syndicates. It has delegated sole management and control of its underwriting through each Syndicate to the Managing Agent of that Syndicate and it looks to the Managing Agent to implement appropriate policies, procedures and internal controls to manage each Syndicates' exposures to insurance risk, credit risk, market risk, liquidity risk and operational risk. The Company is also directly exposed to these risks, but they are not considered material for the assessment of the assets, liabilities, financial position and profit or loss of the Company.

Hedge accounting is not used by the Company.

Key performance indicators

The directors monitor the performance of the Company by reference to the following key performance indicators:

	2016	2015
Capacity	£ 549,095	£ 1,012,222
Gross premium written as a % of capacity	118.30%	79.12%
Combined ratio	81.76%	85.82%

The combined ratio is the ratio of net claims incurred, commissions and expenses to net premiums earned.

Approved by the Board on 30th August 2017 and signed on its behalf by :



M J Argyle for and on behalf of Fidentia Trustees Limited
Director

AAA UNDERWRITING LIMITED
DIRECTORS' REPORT
FOR THE YEAR ENDED 31 DECEMBER 2016

The directors have pleasure in presenting their report together with the financial statements for the year ended 31 December 2016.

Results and dividends

The profit for the year after taxation was £103,456 (2015: profit £110,511). Interim dividends of £90,000 (2015: £72,691) were paid during the year. The directors do not recommend the payment of a final dividend.

Directors and directors' interests

The directors who held office at any time during the period are listed below:

Fidentia Trustees Limited
Mr L W James

Statement of directors' responsibilities

The directors are responsible for preparing the Directors' Report and the financial statements in accordance with applicable law and regulations.

Company law requires the directors to prepare financial statements for each financial year. Under that law the directors have elected to prepare the financial statements in accordance with United Kingdom Generally Accepted Accounting Practice (United Kingdom Accounting Standards and applicable law). Under company law the directors must not approve the financial statements unless they are satisfied that they give a true and fair view of the state of affairs of the company and of the profit or loss of the company for that period. In preparing these financial statements, the directors are required to:

- select suitable accounting policies and then apply them consistently;
- make judgements and accounting estimates that are reasonable and prudent;
- state whether applicable UK Accounting Standards have been followed, subject to any material departures disclosed and explained in the financial statements;
- prepare the financial statements on the going concern basis unless it is inappropriate to presume that the company will continue in business.

The directors are responsible for keeping adequate accounting records that are sufficient to show and explain the company's transactions and disclose with reasonable accuracy at any time the financial position of the company and to enable them to ensure that the financial statements comply with the Companies Act 2006.

The directors are also responsible for safeguarding the assets of the company and hence for taking reasonable steps for the prevention and detection of fraud and other irregularities.


Auditors

The auditors, Humphrey & Co, are deemed to be reappointed under Section 487(2) of the Companies Act 2006.

Statement of disclosure to auditors

So far as the directors are aware, there is no relevant audit information of which the company's auditors are unaware. Additionally, the directors have taken all the necessary steps that they ought to have taken as directors in order to make themselves aware of all relevant audit information and to establish that the company's auditors are aware of that information.

Approved by the Board on 30th August 2017 and signed on its behalf by :



M J Argyle for and on behalf of Fidentia Trustees Limited
Director

AAA UNDERWRITING LIMITED

INDEPENDENT AUDITORS REPORT TO THE SHAREHOLDERS OF AAA UNDERWRITING LIMITED

We have audited the financial statements of AAA Underwriting Limited for the year ended 31 December 2016 on pages 5 to 30. The financial reporting framework that has been applied in their preparation is applicable law and United Kingdom Accounting Standards (United Kingdom Generally Accepted Accounting Practice), including FRS 102 "The Financial Reporting Standard applicable in the UK and Republic of Ireland".

This report is made solely to the company's members, as a body, in accordance with Chapter 3 of Part 16 of the Companies Act 2006. Our audit work has been undertaken so that we might state to the company's members those matters we are required to state to them in a Report of the Auditors and for no other purpose. To the fullest extent permitted by law, we do not accept or assume responsibility to anyone other than the company and the company's members as a body, for our audit work, for this report, or for the opinions we have formed.

Respective responsibilities of the directors and auditors

As explained more fully in the Directors' Responsibilities Statement set out on page 3, the directors are responsible for the preparation of the financial statements and for being satisfied that they give a true and fair view. Our responsibility is to audit and express an opinion on the financial statements in accordance with applicable law and International Standards on Auditing (UK and Ireland). Those standards require us to comply with the Auditing Practices Board's Ethical Standards for Auditors.

Scope of the audit of the financial statements

An audit involves obtaining evidence about the amounts and disclosures in the financial statements sufficient to give reasonable assurance that the financial statements are free from material misstatement, whether caused by fraud or error. This includes an assessment of: whether the accounting policies are appropriate to the company's circumstances and have been consistently applied and adequately disclosed; the reasonableness of significant accounting estimates made by the directors; and the overall presentation of the financial statements. In addition we read all the financial and non-financial information in the Strategic Report and the Directors' Report to identify material inconsistencies with the audited financial statements and to identify any information that is apparently materially incorrect based on, or materially inconsistent with, the knowledge acquired by us in the course of performing the audit. If we become aware of any apparent misstatements or inconsistencies we consider the implications for our report.

Opinion on financial statements

In our opinion the financial statements:

- give a true and fair view of the state of the company's affairs as at 31 December 2016 and of its profit for the year then ended;
- have been properly prepared in accordance with United Kingdom Generally Accepted Accounting Practice; and
- have been prepared in accordance with the requirements of the Companies Act 2006.

Opinion on other matter prescribed by the Companies Act 2006


In our opinion, based on the work undertaken in the course of our audit, the information given in the Strategic Report and the Directors' Report for the financial year for which the financial statements are prepared is consistent with the financial statements, and the Strategic Report and the Directors' Report have been prepared in accordance with applicable legal requirements.

Matters on which we are required to report by exception

In the light of the knowledge and understanding of the company and its environment obtained in the course of the audit, we have not identified material misstatements in the Strategic Report and the Directors' Report.

We have nothing to report in respect of the following matters where the Companies Act 2006 requires us to report to you if, in our opinion:

- adequate accounting records have not been kept, or returns adequate for audit have not been received from branches not visited by us; or
- the financial statements are not in agreement with the accounting records and returns; or
- certain disclosures of remuneration specified by law are not made; or
- we have not received all the information and explanations we require for our audit.



Andrew Robinson (Senior Statutory Auditor)
for and on behalf of Humphrey & Co
Chartered Accountants
Statutory Auditor

Date: 1 September 2017

Humphrey & Co
7 - 9 The Avenue
Eastbourne
East Sussex
BN21 3YA

AAA UNDERWRITING LIMITED

INCOME STATEMENT - TECHNICAL ACCOUNT (GENERAL BUSINESS)

FOR THE YEAR ENDED 31 DECEMBER 2016

	Note	2016 £	2015 £
Gross premiums written	5	649,581	800,869
Outward reinsurance premiums		(108,655)	(140,784)
Net premiums written		540,926	660,085
Change in the provision for unearned premiums			
Gross provision		116,504	(10,547)
Reinsurers' share		(9,873)	1,185
Net change in the provision for unearned premiums		106,631	(9,362)
Earned premiums net of reinsurance		647,557	650,723
Allocated investment income	8	11,032	5,765
Claims paid			
Gross amount		(347,157)	(366,307)
Reinsurers' share		50,502	62,810
Net claims paid		(296,655)	(303,497)
Change in provision for claims			
Gross amount		(14,659)	44,566
Reinsurers' share		(6,335)	(16,126)
Net change in provision for claims		(20,994)	28,440
Claims incurred net of reinsurance		(317,649)	(275,057)
Net operating expenses	9	(211,806)	(283,362)
Investment expenses and charges	8	(894)	(703)
Balance on technical account for general business		128,240	97,366

AAA UNDERWRITING LIMITED

INCOME STATEMENT - NON TECHNICAL ACCOUNT FOR THE YEAR ENDED 31 DECEMBER 2016

	Note	2016 £	2015 £
Balance on the general business technical account		128,240	97,366
Investment income	8	10	23
Other income	10	1,110	39,100
Other charges		(6,188)	(23,874)
Profit on ordinary activities before taxation	11	123,172	112,615
Tax on profit on ordinary activities	18	(19,716)	(2,104)
Profit for the financial year		103,456	110,511

STATEMENT OF COMPREHENSIVE INCOME

Profit for the financial year	103,456	110,511
Other comprehensive income:	-	-
Profit for the financial year	103,456	110,511

All amounts above relate to continuing operations.

AAA UNDERWRITING LIMITED
STATEMENT OF FINANCIAL POSITION

Company registration number (England and Wales): 6984874

AS AT 31 DECEMBER 2016

ASSETS	Note	Syndicate Participation £	Corporate £	2016 Total £	2015 Total £
Intangible assets					
Syndicate participation rights	12	-	6,880	6,880	-
Investments					
Financial investments	13	742,321	-	742,321	693,038
Deposits with ceding undertakings		161	-	161	206
Total investments		742,482	-	742,482	693,244
Reinsurers' share of technical provisions					
Provision for unearned premiums	7	39,050	-	39,050	43,033
Claims outstanding	7	95,652	-	95,652	80,048
Other technical provisions		71,132	-	71,132	71,253
Total reinsurers' share of technical provisions		205,834	-	205,834	194,334
Debtors					
Arising out of direct insurance operations	14				
Policyholders		-	-	-	-
Intermediaries		143,014	-	143,014	166,961
Arising out of reinsurance operations	14	17,201	-	17,201	22,765
Other debtors	15	331,851	-	331,851	362,201
Total debtors		492,066	-	492,066	551,927
Other assets					
Cash at bank	16	131,913	100	132,013	77,349
Other		-	-	-	-
Total other assets		131,913	100	132,013	77,349
Prepayments and accrued income					
Accrued interest		240	-	240	247
Deferred acquisition costs	7	78,599	-	78,599	99,509
Other prepayments and accrued income		5,868	-	5,868	6,733
Total prepayments and accrued income		84,707	-	84,707	106,489
Total assets		1,657,002	6,980	1,663,982	1,623,343

/continued...

AAA UNDERWRITING LIMITED

STATEMENT OF FINANCIAL POSITION (continued)

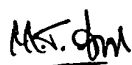
Company registration number (England and Wales): 6984874

AS AT 31 DECEMBER 2016

	Note	Syndicate Participation £	Corporate £	2016 Total £	2015 Total £
LIABILITIES					
Capital and reserves					
Called-up share capital	17	-	100	100	100
Share premium account		-	-	-	-
Profit and loss account		210,447	(100,188)	110,259	96,803
Shareholder's funds attributable to equity interests		210,447	(100,088)	110,359	96,903
Technical provisions					
Provision for unearned premiums	7	281,938	-	281,938	358,739
Claims outstanding - gross amount	7	987,497	-	987,497	867,508
Total technical provisions		1,269,435	-	1,269,435	1,226,247
Provisions for other risks and charges					
Provision for taxation	18	-	44,366	44,366	35,314
Deposits received from reinsurers		316	-	316	236
Creditors					
Arising out of direct insurance operations		32,489	-	32,489	26,101
Arising out of reinsurance operations		67,843	-	67,843	77,050
Amounts due to credit institutions	20	-	-	-	9,784
Other creditors	19	63,225	62,702	125,927	139,107
Total creditors		163,557	62,702	226,259	252,042
Accruals and deferred income					
Other accruals and deferred income		13,247	-	13,247	12,601
Total liabilities		1,657,002	6,980	1,663,982	1,623,343

Approved by the Board on

30th August 2017 and signed on its behalf by :



M J Argyle for and on behalf of Fidentia Trustees Limited
Director

AAA UNDERWRITING LIMITED

STATEMENT OF CHANGES IN SHAREHOLDERS' EQUITY

Company registration number (England and Wales): 6984874

AS AT 31 DECEMBER 2016

	Called up share capital	Share premium account	Retained earnings	Total
	£	£	£	£
At 1 January 2015	100	-	58,983	59,083
Profit/(loss) for the financial year	-	-	110,511	110,511
Other comprehensive income	-	-	-	-
Dividends paid	-	-	(72,691)	(72,691)
Proceeds from issue of shares	-	-	-	-
At 31 December 2015	100	-	96,803	96,903

	Called up share capital	Share premium account	Retained earnings	Total
	£	£	£	£
At 1 January 2016	100	-	96,803	96,903
Profit/(loss) for the financial year	-	-	103,456	103,456
Other comprehensive income	-	-	-	-
Dividends paid	-	-	(90,000)	(90,000)
Proceeds from issue of shares	-	-	-	-
At 31 December 2016	100	-	110,259	110,359

AAA UNDERWRITING LIMITED
STATEMENT OF CASH FLOWS
FOR THE YEAR ENDED 31 DECEMBER 2016

	Note	2016 £	2015 £
Cash inflow from operating activities	21	105,780	32,292
Interest received		10	23
Interest paid		-	-
UK corporation tax paid		-	(14,198)
Foreign tax paid		(511)	(720)
Net cash inflow from operating activities		105,279	17,397
Cash outflow from investing activities			
Purchase of syndicate participation rights		(6,880)	-
Proceeds from sale of syndicate participation rights		1,110	39,316
Purchase of investments		-	-
Proceeds from sale of investments		-	-
Dividends received		-	-
Dividends paid		(90,000)	(72,691)
Net cash (outflow) from investing activities		(95,770)	(33,375)
Cash outflow from financing activities			
Funds (withdrawn from)/lent to the company by the company's shareholders		(9,412)	12,797
Issue of share capital		-	-
Net cash (outflow) from financing activities		(9,412)	12,797
Increase in cash		97	(3,181)
Net funds at 1 January		3	3,184
Increase in cash in the year		97	(3,181)
Net funds at 31 December		100	3

The Company has no control over the disposition of assets and liabilities at Lloyd's. Consequently, the Statement of Cash Flows is prepared reflecting only the movement in corporate funds, which includes transfers to and from the Syndicates at Lloyd's.

AAA UNDERWRITING LIMITED

NOTES TO THE ACCOUNTS - ACCOUNTING POLICIES FOR THE YEAR ENDED 31 DECEMBER 2016

1 General Information

The Company is a private company limited by shares that was incorporated in England and whose registered office is given on page one of these financial statements. The Company participates in insurance business as an underwriting member of various syndicates at Lloyd's.

2 Accounting policies

2.1 Basis of preparation

The financial statements have been prepared in accordance with FRS 102 "The Financial Reporting Standard applicable in the UK and Republic of Ireland", FRS 103 "Insurance Contracts", the Companies Act 2006 and Regulation 6 of Schedule 3 to the Large and Medium Sized Companies and Groups (Accounts and Reports) Regulations 2008, relating to insurance.

The directors do not consider the Company to be a financial institution under FRS 102.

Basis of accounting

The Financial Statements are prepared under the historical cost basis of accounting modified to include the revaluation of certain financial instruments held at fair value, through the income statement.

The technical account has been prepared on an annual basis of accounting, whereby the incurred cost of claims, commission and related expenses are charged against the earned proportion of premiums net of re-insurance. Amounts reported in the technical account relate to movements in the period in respect of all relevant years of account of the Syndicates on which the company participates.

Accounting information in respect of the Syndicate participations has been provided by the Syndicate managing agents through an information exchange facility operated by Lloyd's and has been reported on by the Syndicate auditors.

Assets and liabilities arising as a result of the underwriting activities are mainly controlled by the Syndicates' managing agents and are shown separately on the Statement of Financial Position as "Syndicate Assets" and "Syndicate Liabilities". The assets are held subject to trust deeds for the benefit of the Syndicates' insurance creditors.

In continuing to apply the going concern basis to this Company's financial statements the following factors have been taken into account: the likely timing of any underwriting and non-underwriting cash flows, any Funds at Lloyd's supporting the Company's underwriting and not reflected in the Company's Statement of Financial Position and the continued support of the Directors and Shareholders including the potential deferral of balances due to them.

General business

i Premiums

Gross premiums are accounted for in the period in which the risk commences, together with adjustments to premiums written in previous accounting periods. Future premiums relating to risks commencing in the period are based upon estimates made by the Syndicates' management. Other adjustments are accounted for as arising.

ii Unearned premiums

Written premium is earned according to the risk profile of the policy. Unearned premiums represent the proportion of premiums written in the year that relate to unexpired terms of policies in force at the Statement of Financial Position date, calculated on a time apportionment basis having regard where appropriate, to the incidence of risk. The specific basis adopted by each Syndicate is determined by the relevant managing agent.

AAA UNDERWRITING LIMITED

NOTES TO THE ACCOUNTS - ACCOUNTING POLICIES (continued)

FOR THE YEAR ENDED 31 DECEMBER 2016

iii Deferred acquisition costs

Acquisition costs, which represent commission and other related expenses, are deferred over the period in which the related premiums are earned.

iv Reinsurance premiums

Reinsurance premium costs are allocated by the Managing Agent of each Syndicate to reflect the protection arranged in respect of the business written and earned.

v Claims

Provision is made for the estimated cost of claims outstanding at the end of the year, including those incurred but not reported at that date, and for the related cost of settlement. Claims incurred comprise amounts paid or provided in respect of claims occurring during the current year, together with the amount by which settlement or reassessment of claims from previous years differs from the provision at the beginning of the year.

The claims provision determined by the managing agent will have been based on information that was currently available at the time. However, the ultimate liability will vary as a result of subsequent information and events and this may result in significant adjustments to the amounts provided and will be reflected in the financial statements for the period in which the adjustment is made.

vi Closed years of account

At the end of the third year, the underwriting account is normally closed by reinsurance into the following year of account. The amount of the reinsurance to close premium payable is determined by the managing agent, generally by estimating the cost of claims notified but not settled at 31 December, together with the estimated cost of claims incurred but not reported at that date, and an estimate of future claims handling costs.

Any subsequent variation in the ultimate liabilities of the closed year of account is borne by the underwriting year into which it is reinsured.

The payment of a reinsurance to close premium does not eliminate the liability of the closed year for outstanding claims. If the reinsuring Syndicate was unable to meet its obligations, and the other elements of Lloyd's chain of security were to fail, then the closed underwriting account would have to settle outstanding claims.

The Directors consider that the likelihood of such a failure of the reinsurance to close is extremely remote, and consequently the reinsurance to close has been deemed to settle the liabilities outstanding at the closure of an underwriting account. The company has included its share of the reinsurance to close premiums payable as technical provisions at the end of the current period, and no further provision is made for any potential variation in the ultimate liability of that year of account.

vii Run-off years of account

Where an underwriting year of account is not closed at the end of the third year (a "run-off" year of account) a provision is made for the estimated cost of all known and unknown outstanding liabilities of that year. The provision is determined initially by the managing agent on a similar basis to the reinsurance to close. However, any subsequent variation in the ultimate liabilities for that year remains with the corporate member participating therein. As a result any run-off year will continue to report movements in its results after the third year until such time as it secures a reinsurance to close.

viii Investments and allocated investment income

In accordance with Lloyd's current accounting practice, investments are stated at market value, including accrued interest at the financial reporting date. Investment income is included in the General Business Technical Account reflecting that earned on the investment portfolio managed by the Syndicates. The allocated investment income therefore comprises income received and investment profits and losses arising in the calendar year including appreciation/depreciation and accrued interest consequent upon the revaluation of investments at 31 December. All gains and losses on investments are treated as realised at the financial reporting date.

AAA UNDERWRITING LIMITED

NOTES TO THE ACCOUNTS - ACCOUNTING POLICIES (continued)

FOR THE YEAR ENDED 31 DECEMBER 2016

ix Financial assets and financial liabilities

The syndicates investments comprise of debt and equity investments, derivatives, cash and cash equivalents and loans and receivables.

Debtors/creditors arising from insurance/reinsurance operations shown in the Statement of Financial Position include the totals of all the syndicate's outstanding debit and credit transactions as processed by the Lloyd's central facility. No account has been taken of any offsets which may be applicable in calculating the net amounts due between the syndicates and each of their counterparty insureds, reinsurers or intermediaries as appropriate.

Recognition

Financial assets and liabilities are recognised when the syndicate becomes party to the contractual provisions of the instrument. Financial liabilities and equity instruments are classified according to the substance of the contractual arrangements entered into. An equity instrument is any contract that evidences a residual interest in the assets of the syndicate after deducting all of its liabilities.

Initial measurement

All financial assets and liabilities are initially measured at transaction price (including transaction cost), except for those financial assets classified as at fair value through the income statement, which are initially measured at fair value (which is normally the transaction price excluding transaction costs), unless the arrangement constitutes a financing transaction. If an arrangement constitutes a finance transaction, the financial asset or liability is measured at the present value of the future payments discounted at a market rate of interest for a similar debt instrument.

Subsequent measurement

Non-current debt instruments are subsequently measured at amortised cost using the effective interest method.

Debt instruments that are classified as payable or receivable within one financial year and which meet the above conditions are measured at the undiscounted amount of the cash or other consideration expected to be paid or received.

Other debt instruments are measured at fair value through the income statement.

Derecognition of financial assets and liabilities

Financial assets are derecognised when and only when a) the contractual rights of the cash flow from the financial asset expire or are settled, b) the syndicates transfer to another party substantially all of the risks and rewards of ownership of the financial asset or c) the syndicates, despite having retained some significant risks and rewards of ownership, have transferred control of the asset to another party and the other party has the practical ability to sell the asset in its entirety to an unrelated third party and is able to exercise that ability unilaterally and without needing to impose additional restrictions on the transfer.

Financial liabilities are derecognised only when the obligation specified in the contract is discharged, cancelled or expires.

Fair value measurement

The best evidence of fair value is a quoted price for an identical asset in an active market. When quoted prices are unavailable, the price of a recent transaction for an identical asset provides evidence of fair value as long as there has not been a significant change in economic circumstances or a significant lapse in time since the transaction took place. If the market is not active and recent transactions of an identical asset on their own are not a good estimate of fair value, the syndicates estimate the fair value by using a valuation technique.

AAA UNDERWRITING LIMITED

NOTES TO THE ACCOUNTS - ACCOUNTING POLICIES (continued) FOR THE YEAR ENDED 31 DECEMBER 2016

Impairment of financial instruments measured at amortised cost or cost

For financial assets carried at amortised cost, the amount of an impairment is the difference between the asset's carrying amount and the present value of estimated future cash flows, discounted at the financial asset's original effective interest rate, i.e. using the effective interest method.

For financial assets carried at cost less impairment, the impairment loss is the difference between the asset's carrying amount and the best estimate of the amount that would be received for the asset if it were to be sold at the reporting date.

Where indicators exist for a decrease in impairment loss, and the decrease can be related objectively to an event occurring after the impairment was recognised, the prior impairment loss is tested to determine reversal. An impairment loss is reversed on an individual impaired financial asset to the extent that the revised recoverable value does not lead to a revised carrying amount higher than the carrying value had no impairment been recognised. The amount of the reversal is recognised in the income statement immediately.

x Basis of currency translation

Syndicates maintain separate funds in Sterling, United States and Canadian dollars, and may also do so in certain other currencies. All transactions where separate currencies are maintained are translated into Sterling at the rates of exchange ruling at the financial reporting date. Transactions during the period in other overseas currencies are expressed in Sterling at the rates ruling at the transaction date.

Monetary assets and liabilities, which according to FRS 103 are deemed to include unearned premiums and deferred acquisition costs, are translated into Sterling at the rates of exchange at the financial reporting date.

Any non-monetary items are translated into the functional currency using the rate of exchange prevailing at the time of the transaction. FRS 103 states that insurance assets and liabilities (unearned premiums and deferred acquisition costs) are required to be treated as monetary items. These assets and liabilities have been translated at period end to the functional currency at the closing rate.

xi Debtors/creditors arising from insurance/reinsurance operations

The amounts shown in the Statement of Financial Position include the totals of all the Syndicates outstanding debit and credit transactions. No account has been taken of any offsets which may be applicable in calculating the net amounts due between the Syndicates and each of their counterparty insureds, reinsurers or intermediaries as appropriate.

xii Distribution of profits and collection of losses

Lloyd's operates a detailed set of regulations regarding solvency and the distribution of profits and payment of losses between Syndicates and their members. Lloyd's continues to require membership of Syndicates to be on an underwriting year of account basis and profits and losses belong to members according to their membership of a year of account. Normally profits and losses are transferred between the Syndicate and members after results for a year of account are finalised after 36 months. This period may be extended if a year of account goes into run-off. The Syndicate may make earlier on account distributions or cash calls according to the cash flow of a particular year of account and subject to Lloyd's requirements.

2.2 Reinsurance at corporate level

Where considered applicable by the Directors, the company may purchase additional reinsurance to that purchased through the syndicates. Any such reinsurance premiums and related reinsurance recoveries are treated in the same manner as described for syndicates in Note 2.1 (iv) and (v).

AAA UNDERWRITING LIMITED

NOTES TO THE ACCOUNTS - ACCOUNTING POLICIES (continued)

FOR THE YEAR ENDED 31 DECEMBER 2016

2.3 Taxation

The Company is taxed on its results including its share of underwriting results declared by the syndicates. These are deemed to accrue evenly over the calendar year in which they are declared. The syndicate results included in these financial statements are only declared for tax purposes in the calendar year following the normal closure of the year of account. No provision is made for corporation tax in relation to open years of account. However, full provision is made for deferred tax on underwriting results not subject to current corporation tax.

HM Revenue & Customs agrees the taxable results of the syndicates at a syndicate level on the basis of computations submitted by the managing agent. At the date of the approval of these financial statements the syndicate taxable results of years of account closed at this and at previous year ends may not have fully agreed with HM Revenue & Customs. Any adjustments that may be necessary to the tax provisions established by the Company, as a result of HM Revenue & Customs agreement of syndicate results, will be reflected in the financial statements of subsequent periods.

2.4 Deferred Taxation

Deferred tax is provided in full on timing differences which result in an obligation at the financial reporting date to pay more tax, or a right to pay less tax, at a future date, at rates expected to apply when they crystallise based on current tax rates and law. Deferred tax assets are recognised to the extent that it is regarded as more likely than not that they will be recovered. Deferred tax assets and liabilities have not been discounted.

2.5 Intangible assets

Costs incurred by the Company in the Corporation of Lloyd's auctions in order to acquire rights to participate on Syndicates' underwriting years are included within intangible assets and amortised over a 3 year period beginning with the respective year of Syndicate participation. The intangible assets are reviewed for impairment where there are indicators for impairment and any impairment is charged to the income statement for the period.

2.6 Investments

Investments held directly by the company, by trustees of the Premium Trust Fund, or as the Lloyd's Deposit, are stated at fair value.

2.7 Cash and cash equivalents

Cash and cash equivalents include deposits held at call with banks, other short-term liquid investments with original maturities of three months or less and cash in hand.

AAA UNDERWRITING LIMITED

NOTES TO THE ACCOUNTS - ACCOUNTING POLICIES (continued) FOR THE YEAR ENDED 31 DECEMBER 2016

3 Key accounting judgements and estimation uncertainties

In applying the Company's accounting policies, the Directors are required to make judgements, estimates and assumptions in determining the carrying amounts of assets and liabilities. These judgements, estimates and assumptions are based on the best and most reliable evidence available at the time when the decisions are made, and are based on historical experience and other factors that are considered to be applicable. Due to the inherent subjectivity involved in making such judgements, estimates and assumptions, the actual results and outcomes may differ. The estimates and underlying assumptions are reviewed on an ongoing basis. Revisions to accounting estimates are recognised in the period in which the estimate is revised if the revision affects only that period, or in the period of the revision and future periods if the revision affects both current and future periods.

The measurement of the provision for claims outstanding is the most significant judgement involving estimation uncertainty regarding amounts recognised in these financial statements in relation to underwriting by the syndicates and this is disclosed further in Note 4.

The management and control of each Syndicate is carried out by the managing agent of that Syndicate, and the Company looks to the managing agent to implement appropriate policies, procedures and internal controls to manage each Syndicate.

The key accounting judgements and sources of estimation uncertainty set out below therefore relate to those made in respect of the Company only, and do not include estimates and judgements made in respect of the Syndicates.

i Purchased syndicate capacity

Estimating value in use:

Where an indication of impairment of capacity values exists, the Directors will carry out an impairment review to determine the recoverable amount, which is the higher of fair value less cost to sell and value in use. The value in use calculation requires an estimate of the future cash flows expected to arise from the capacity and a suitable discount rate in order to calculate present value.

Determining the useful life of purchased syndicate capacity:

The assessed useful life of syndicate capacity is 3 years. This is on the basis that this is the life over which the original value of the capacity is used up.

ii Assessing indicators of impairment

In assessing whether there have been any indicators of impairment of assets, the Directors consider both external and internal sources of information such as market conditions, counterparty credit ratings and experience of recoverability. There have been no indicators of impairments identified during the current financial year.

iii Recoverability of debtors

The Company establishes a provision for debtors that are estimated not to be recoverable. When assessing recoverability, factors such as the ageing of the debtors, past experience of recoverability, and the credit profile of individual groups of customers are all considered.

AAA UNDERWRITING LIMITED

NOTES TO THE ACCOUNTS - ACCOUNTING POLICIES (continued)

FOR THE YEAR ENDED 31 DECEMBER 2016

4 Risk management

This section summarises the financial and insurance risks the Company is exposed to either directly at its own corporate level or indirectly via its participation in the Lloyd's syndicates.

Risk background

The syndicate's activities expose it to a variety of financial and non-financial risks. The managing agent is responsible for managing the syndicate's exposure to these risks and, where possible, introducing controls and procedures that mitigate the effects of the exposure to risk. Each year, the managing agent prepares a Lloyd's Capital Return ("LCR") for the syndicate, the purpose of this being to agree capital requirements with Lloyd's based on an agreed assessment of the risks impacting the syndicate's business, and the measures in place to manage and mitigate those risks from a quantitative and qualitative perspective. The risks described below are typically reflected in the LCR, and, typically, the majority of the total assessed value of the risks concerned is attributable to insurance risk.

The insurance risks faced by a syndicate include the occurrence of catastrophic events, downward pressure on pricing of risks, reductions in business volumes and the risk of inadequate reserving. Reinsurance risks arise from the risk that the reinsurer fails to meet their share of a claim. The management of the syndicate's funds is exposed to risks of investments, liquidity, currency and interest rates leading to financial loss. The syndicate is also exposed to regulatory and operational risks including its ability to continue to trade. However, supervision by Lloyd's provides additional controls over the syndicate's management of risks.

The Company manages the risks faced by the syndicates on which it participates by monitoring the performance of the syndicates it supports. This commences in advance of committing to support a syndicate for the following year, with a review of the business plan prepared for each syndicate by its managing agent. In addition, quarterly reports and annual accounts together with any other information made available by the managing agent are monitored and if necessary enquired into. If the Company considers that the risks being run by the syndicate are excessive it will seek confirmation from the managing agent that adequate management of the risk is in place and, if considered appropriate, will withdraw from the next underwriting year. The Company relies on advice provided by the members' agent which acts for it, who are specialists in assessing the performance and risk profiles of syndicates. The Company also mitigates its risks by participating across several syndicates.

The Directors do not consider the Company to be a financial institution under FRS 102, on the basis that the Company itself does not undertake the business of effecting or carrying out insurance contracts. Therefore there is no requirement to discuss financial risks arising from syndicate investment activities. The analysis below provides details of the financial risks the Company is exposed to from syndicate insurance activities as required by FRS 103.

Syndicate risks

i Liquidity risk

The syndicates are exposed to daily calls on their available cash resources, principally from claims arising from its insurance business. Liquidity risk arises where cash may not be available to pay obligation when due, or to ensure compliance with the syndicate's obligations under the various trust deeds to which it is party.

The syndicates aim to manage their liquidity position so that they can fund claims arising from significant catastrophic events, as modelled in their Lloyd's realistic disaster scenarios ("RDS").

AAA UNDERWRITING LIMITED

NOTES TO THE ACCOUNTS - ACCOUNTING POLICIES (continued)

FOR THE YEAR ENDED 31 DECEMBER 2016

ii Credit risk

Credit ratings to syndicate assets emerging directly from insurance activities, excluding cash at bank and financial investments, which are neither past due nor impaired are as follows:

2016

	AAA £	AA £	A £	BBB or lower £	Not rated £	Total £
Deposits with ceding undertakings	-	-	-	-	160	160
Reinsurers share of claims	13,231	18,849	124,267	676	9,761	166,784
Reinsurance debtors	3,709	515	4,160	189	687	9,260
Insurance debtors	-	-	-	-	124,958	124,958
	16,940	19,364	128,427	865	135,566	301,162

2015

	AAA £	AA £	A £	BBB or lower £	Not rated £	Total £
Deposits with ceding undertakings	-	-	-	-	206	206
Reinsurers share of claims	13,448	23,414	105,022	441	8,976	151,301
Reinsurance debtors	1,702	1,897	93,764	61	168	97,592
Insurance debtors	-	-	-	-	232,596	232,596
	15,150	25,311	198,786	502	241,946	481,695

Syndicate assets emerging directly from insurance activities, excluding cash at bank and financial investments, past their due date or impaired are as follows:

2016

	Less than 3 months £	Between 3 and 6 months £	Between 6 months and 1 year £	Greater than 1 year £	Impaired £	Total past due or impaired £
Deposits with ceding undertakings	-	-	-	-	-	-
Reinsurers share of claims	-	-	-	-	-	-
Reinsurance debtors	7,037	405	146	13	339	7,940
Insurance debtors	1,420	1,428	3,597	11,612	-	18,057
	8,457	1,833	3,743	11,625	339	25,997

2015

	Less than 3 months £	Between 3 and 6 months £	Between 6 months and 1 year £	Greater than 1 year £	Impaired £	Total past due or impaired £
Deposits with ceding undertakings	-	-	-	-	-	-
Reinsurers share of claims	-	-	-	-	-	-
Reinsurance debtors	17,204	826	515	270	387	19,202
Insurance debtors	4,449	2,376	2,629	4,942	-	14,396
	21,653	3,202	3,144	5,212	387	33,598

iii Interest rate and equity price risk

Interest rate risk and equity price risk is the risk that the fair value of future cash flows of financial instruments will fluctuate because of changes in market interest rates and market prices, respectively.

AAA UNDERWRITING LIMITED

NOTES TO THE ACCOUNTS - ACCOUNTING POLICIES (continued) FOR THE YEAR ENDED 31 DECEMBER 2016

iv Currency risk

The syndicates' main exposure to foreign currency risk arises from insurance business originating overseas, primarily denominated in US dollars. Transactions denominated in US dollars form a significant part of the syndicates' operations. This risk is, in part, mitigated by the syndicates maintaining financial assets denominated in US dollars against its major exposures in that currency.

The table below provides details of syndicate assets and liabilities by currency:

2016	GBP £	USD £ converted	EUR £ converted	CAD £ converted	Other £ converted	Total £ converted
Total assets	294,856	1,066,055	103,438	136,362	56,291	1,657,002
Total liabilities	(453,245)	(778,535)	(78,511)	(107,831)	(28,433)	(1,446,555)
Surplus/(deficiency) of assets	(158,389)	287,520	24,927	28,531	27,858	210,447
2015	GBP £	USD £ converted	EUR £ converted	CAD £ converted	Other £ converted	Total £ converted
Total assets	403,936	1,029,429	71,659	90,859	27,457	1,623,340
Total liabilities	(460,650)	(807,991)	(72,210)	(60,464)	(16,697)	(1,418,012)
Surplus/(deficiency) of assets	(56,714)	221,438	(551)	30,395	10,760	205,328

Company risks

i Investment, credit, liquidity and currency risks

The significant risks faced by the Company are with regard to the investment of the available funds within its own custody. The elements of these risks are investment risk, credit risk, liquidity risk, currency risk and interest rate risk. The main liquidity risk would arise if a syndicate had inadequate liquid resources for a large claim and sought funds from the Company to meet the claim. In order to minimise investment, credit and liquidity risk the Company's funds are invested in readily realisable short term deposits. The syndicates can distribute their results in Pound Sterling, US Dollars or a combination of the two. The Company is exposed to movements in the US Dollar between the financial reporting date and the distribution of the underwriting profits and losses, which is usually in the May following the closure of the year of account. The Company does not use derivative instruments to manage risk and, as such, no hedge accounting is applied.

ii Regulatory risks

The Company is subject to continuing approval by Lloyd's to be a member of a Lloyd's syndicate. The risk of this approval being removed is mitigated by monitoring and fully complying with all requirements in relation to membership of Lloyd's. The capital requirements to support the proposed amount of syndicate capacity for future years are subject to the requirements of Lloyd's. A variety of factors are taken into account by Lloyd's in setting these requirements including market conditions and syndicate performance and although the process is intended to be fair and reasonable, the requirements can fluctuate from one year to the next, which may constrain the volume of underwriting the Company is able to support.

iii Operational risks

As there are relatively few transactions actually undertaken by the Company there are only limited systems and operational requirements of the Company and therefore operational risks are not considered to be significant. Close involvement of all Directors in the Company's key decision making and the fact that the majority of the Company's operations are conducted by syndicates, provides control over any remaining operational risks.

AAA UNDERWRITING LIMITED

NOTES TO THE FINANCIAL STATEMENTS FOR THE YEAR ENDED 31 DECEMBER 2016

5 Class of business	Gross written premiums £	Gross premiums earned £	Gross claims incurred £	Operating expenses £	Reinsurance balance £
2016					
Direct					
Accident and health	31,131	35,363	(19,039)	(13,031)	(782)
Motor - third party liability	6,359	9,308	(5,408)	(2,620)	(308)
Motor - other classes	10,261	15,571	(10,722)	(4,569)	(495)
Marine, aviation and transport	45,018	68,398	(32,369)	(21,547)	(3,115)
Fire and other damage to property	183,933	231,332	(114,061)	(64,429)	(21,204)
Third party liability	148,461	146,426	(87,383)	(44,049)	(9,909)
Credit and suretyship	10,887	12,273	(8,475)	(2,503)	(1,441)
Other	2,103	2,231	(1,274)	(973)	20
Total direct	438,153	520,902	(278,731)	(153,721)	(37,234)
Reinsurance business					
Reinsurance balance	211,428	245,183	(83,085)	(58,085)	(37,127)
Total	649,581	766,085	(361,816)	(211,806)	(74,361)
2015					
Direct					
Accident and health	32,634	32,411	(18,221)	(14,394)	-
Motor - third party liability	11,582	10,078	(7,155)	(3,652)	559
Motor - other classes	20,948	16,558	(9,716)	(6,610)	(471)
Marine, aviation and transport	85,465	97,040	(42,979)	(37,737)	(3,664)
Fire and other damage to property	242,032	257,025	(112,761)	(99,793)	(43,913)
Third party liability	119,744	97,102	(59,541)	(43,079)	(2,718)
Credit and suretyship	13,728	13,982	(6,981)	(3,597)	(2,082)
Other	1,894	2,113	(879)	(1,104)	(24)
Total direct	528,027	526,309	(258,233)	(209,966)	(52,313)
Reinsurance business					
Reinsurance balance	272,842	264,013	(63,508)	(73,396)	(40,602)
Total	800,869	790,322	(321,741)	(283,362)	(92,915)

Any open year loss provisions, stop loss premiums and stop loss recoveries have been allocated across the classes of business by reference to the gross premiums written.

AAA UNDERWRITING LIMITED

NOTES TO THE FINANCIAL STATEMENTS (continued)

FOR THE YEAR ENDED 31 DECEMBER 2016

6 Geographical analysis	2016 £	2015 £
Direct gross premiums written in:		
United Kingdom	375,219	452,187
Other EU member states	23,934	20,229
The rest of the world	39,000	55,611
Total	438,153	528,027

7 Technical provisions

Movement in claims outstanding

	Gross £	Reinsurance £	2016 Net £	Gross £	Reinsurance £	2015 Net £
At 1 January	(867,508)	80,048	(787,460)	(733,898)	65,598	(668,300)
Movement in technical account	(14,659)	(6,335)	(20,994)	44,566	(16,126)	28,440
Other movements	(105,330)	21,939	(83,391)	(178,176)	30,576	(147,600)
At 31 December	(987,497)	95,652	(891,845)	(867,508)	80,048	(787,460)

Movement in unearned premiums

	Gross £	Reinsurance £	2016 Net £	Gross £	Reinsurance £	2015 Net £
At 1 January	(358,739)	43,033	(315,706)	(338,502)	40,390	(298,112)
Movement in technical account	116,504	(9,873)	106,631	(10,547)	1,185	(9,362)
Other movements	(39,703)	5,890	(33,813)	(9,690)	1,458	(8,232)
At 31 December	(281,938)	39,050	(242,888)	(358,739)	43,033	(315,706)

Movement in deferred acquisition costs

	2016 Net £	2015 Net £
At 1 January	99,509	92,475
Movement in deferred acquisition costs	(38,276)	5,671
Other movements	17,366	1,363
At 31 December	78,599	99,509

Included within other movements are foreign exchange movements in restating the opening balances and the effect of prior years' technical provisions being reinsured to close, to the extent where the Company's syndicate participation portfolio has changed between years of account.

AAA UNDERWRITING LIMITED

NOTES TO THE FINANCIAL STATEMENTS (continued) FOR THE YEAR ENDED 31 DECEMBER 2016

7 Technical provisions (continued)

Assumptions, changes in assumptions and sensitivity

The majority of the risks to the Company's future cash flows arise from its participation in the results of Lloyd's syndicates and are mostly managed by the managing agents of the syndicates. The Company's role in managing these risks, in conjunction with the Company's members' agent, is limited to a selection of syndicate participations and monitoring the performance of the syndicates and their managing agents.

The amounts carried by the Company arising from insurance contracts are calculated by the managing agents of the syndicates and derived from accounting information provided by the managing agents and reported upon by the syndicate auditors:

The key assumptions underlying the amounts carried by the Company arising from insurance contracts are:

- i The net premiums written calculated by the managing agent are an accurate assessment of the premiums payable as a result of the risks contractually committed to up to the financial reporting date.
- ii The net unearned premiums calculated by the managing agent are an accurate assessment of the net premiums written that reflect the exposure to risks arising after the financial reporting date, including appropriate allowance for anticipated losses in excess of the unearned premium.
- iii The claims reserves calculated by the managing agents are an accurate assessment of the ultimate liabilities in respect of claims relating to events up to the financial reporting date.
- iv The potential ultimate result of run-off year results has been accurately estimated by the managing agents.
- v The values of investments and other assets and liabilities are correctly stated at their realisable values at the financial reporting date.

There have been no changes to these assumptions in 2016.

The amounts carried by the Company arising from insurance contracts are sensitive to various factors as follows:

- i A 5% increase/decrease in net earned premium (with claims incurred assumed to change pro-rata with premium) will increase/decrease the Company's pre-tax profit/loss by £16,495 (2015: £18,783).
- ii A 5% increase/decrease in the managing agents' calculation of gross claims reserves will decrease/increase the Company's pre-tax profit/loss by £49,375 (2015: £43,375).
- iii A 5% increase/decrease in the managing agents' calculation of net claims reserves will decrease/increase the Company's pre-tax profit/loss by £44,592 (2015: £39,373).

Claims development - Gross	At the end of underwriting year	After 12 months	After 24 months	After 36 months	Profit/loss on RITC received
	£	£	£	£	£
Underwriting pure year					
2016	167,880	-	-	-	-
2015	195,642	393,262	-	-	-
2014	218,801	417,362	453,015	-	-
2013	241,884	419,769	437,400	428,275	-
2012 and prior years	808,638	1,160,317	1,155,659	2,867,450	-

AAA UNDERWRITING LIMITED

NOTES TO THE FINANCIAL STATEMENTS (continued) FOR THE YEAR ENDED 31 DECEMBER 2016

7 Technical provisions (continued)

Claims development - Net	At the end of underwriting year	After 12 months	After 24 months	After 36 months	Profit/loss on RITC received
	£	£	£	£	£
Underwriting pure year					
2016	146,216	-	-	-	-
2015	169,894	344,847	-	-	-
2014	190,240	362,093	392,883	-	-
2013	218,176	373,365	385,779	377,640	-
2012 and prior years	667,173	956,994	941,660	2,282,422	-

8 Investment return

The following return on investments relate to investments held at fair value.

	2016 £	2015 £
Investment income	12,047	7,076
Realised loss on investments	(1,015)	(1,311)
Allocated investment income - technical account	11,032	5,765
Income from other investments (including interest receivable)	10	23
Realised gain from other investments	-	-
Unrealised gain from other investments	-	-
Investment income - non-technical account	10	23
Investment expenses and charges - technical account	(894)	(703)
Total investment return	10,148	5,085

9 Net operating expenses

	2016 £	2015 £
Acquisition costs	189,104	194,110
Administrative expenses	65,792	92,746
Profit on exchange	(43,090)	(3,494)
Total	211,806	283,362

10 Other income

	2016 £	2015 £
Profit on sale of syndicate participation rights	1,110	39,100
Other	-	-
Total	1,110	39,100

AAA UNDERWRITING LIMITED
NOTES TO THE FINANCIAL STATEMENTS (continued)
FOR THE YEAR ENDED 31 DECEMBER 2016

11 Profit on ordinary activities before taxation	2016	2015
	£	£
This is stated after charging:		
Auditor's remuneration - audit	545	545
Amortisation of syndicate capacity	-	15,775

The company has no employees.

12 Intangible assets	Syndicate Participation Rights
	£
Cost	
At 1 January 2016	95,680
Additions	6,880
Disposals	(2,423)
At 31 December 2016	100,137
Amortisation	
At 1 January 2016	95,680
Charge for the period	-
Impairment losses	-
Disposals	(2,423)
At 31 December 2016	93,257
Net book value	
At 31 December 2016	6,880
At 31 December 2015	-

AAA UNDERWRITING LIMITED

NOTES TO THE FINANCIAL STATEMENTS (continued) FOR THE YEAR ENDED 31 DECEMBER 2016

13 Investments: Financial investments			Syndicate	Corporate	2016 Total
<i>At market value</i>		£	£	£	£
Shares and other variable yield securities	- level 1	49,137			
	- level 2	203,635			
	- level 3	-	252,772	-	252,772
Debt securities and other fixed income securities	- level 1	156,471			
	- level 2	300,826			
	- level 3	-	457,297	-	457,297
Participation in investment pools	- level 1	21,590			
	- level 2	6,596			
	- level 3	-	28,186	-	28,186
Loans guaranteed by mortgage	- level 1	1,131			
	- level 2	1,042			
	- level 3	-	2,173	-	2,173
Other	- level 1	1,082			
	- level 2	806			
	- level 3	5	1,893	-	1,893
Total			742,321	-	742,321

			Syndicate	Corporate	2015 Total
<i>At market value</i>		£	£	£	£
Shares and other variable yield securities	- level 1	52,836			
	- level 2	126,560			
	- level 3	12,335	191,731	-	191,731
Debt securities and other fixed income securities	- level 1	272,873			
	- level 2	89,951			
	- level 3	122,353	485,177	-	485,177
Participation in investment pools	- level 1	3,967			
	- level 2	5,842			
	- level 3	19	9,828	-	9,828
Loans guaranteed by mortgage	- level 1	3,057			
	- level 2	860			
	- level 3	750	4,667	-	4,667
Other	- level 1	985			
	- level 2	273			
	- level 3	377	1,635	-	1,635
Total			693,038	-	693,038

The corporate investments held include £Nil (2015: £Nil) at market value in respect of Lloyd's deposits that are held in accordance with the constraints detailed in note 22.

AAA UNDERWRITING LIMITED

NOTES TO THE FINANCIAL STATEMENTS (continued) FOR THE YEAR ENDED 31 DECEMBER 2016

13 Investments: Financial investments (continued)

The Company uses the following hierarchy for determining and disclosing the fair value of financial investments by valuation technique:

Level 1: quoted (unadjusted) prices in active markets for identical assets

Level 2: prices based on recent transactions in identical assets

Level 3: prices determined using a valuation technique

None of the above investments are valued at amortised cost.

	Syndicate £	Corporate £	2016 Total £	2015 Total £
<i>At cost</i>				
Shares and other variable yield securities	249,515	-	249,515	191,535
Debt securities and other fixed income securities	458,944	-	458,944	486,737
Participation in investment pools	28,164	-	28,164	9,828
Loans guaranteed by mortgage	2,177	-	2,177	4,660
Other	1,687	-	1,687	1,628
Total	740,487	-	740,487	694,388

14 Debtors arising out of direct insurance and reinsurance operations

	Syndicate £	Corporate £	2016 Total £	2015 Total £
The following amounts are due after one year:				
Direct insurance operations	1,531	-	1,531	2,838
Reinsurance operations	-	-	-	-
Total	1,531	-	1,531	2,838

15 Other debtors

	Syndicate £	Corporate £	2016 Total £	2015 Total £
Deferred tax	-	-	-	-
Other	331,851	-	331,851	362,201
Total	331,851	-	331,851	362,201

Corporate other debtors includes £Nil (2015: £Nil) due to the company after more than one year.

Syndicate other debtors includes £69,867 (2015: £25,446) due to the company after more than one year.

AAA UNDERWRITING LIMITED

NOTES TO THE FINANCIAL STATEMENTS (continued) FOR THE YEAR ENDED 31 DECEMBER 2016

16 Cash at bank

	Syndicate £	Corporate £	2016 Total £	2015 Total £
Lloyd's deposit	73,301	-	73,301	27,832
Cash at bank and in hand	58,612	100	58,712	49,517
Total	131,913	100	132,013	77,349

Any Lloyd's deposit is held in accordance with the constraints detailed in note 22.

17 Share capital

	2016 £	2015 £
<i>Allotted, issued and fully paid</i>		
100 Ordinary shares of £1.00	100	100

18 Taxation

	2016 £	2015 £
<i>Analysis of charge in period</i>		
<i>Current tax</i>		
UK Corporation Tax on profits of the period	10,153	-
Adjustments in respect of prior years	-	(7,211)
Foreign tax	511	720
Total current tax	10,664	(6,491)
<i>Analysis of charge in period</i>		
<i>Deferred tax</i>		
Origination and reversal of timing differences	9,052	8,595
Changes in tax rates	-	-
Other items	-	-
Total deferred tax	9,052	8,595
Tax on profit on ordinary activities	19,716	2,104

AAA UNDERWRITING LIMITED

NOTES TO THE FINANCIAL STATEMENTS (continued) FOR THE YEAR ENDED 31 DECEMBER 2016

18 Taxation (continued)

Factors affecting tax charge for the period

The tax assessed for the period is different than the standard rate of Corporation Tax in the UK of 20.00%. The differences are explained below:

	2016 £	2015 £
Profit on ordinary activities before taxation	123,172	112,615
Profit on ordinary activities before taxation multiplied by the standard rate of Corporation Tax in the UK of 20.00%.	24,634	22,523
<i>Effects of:</i>		
(Income)/Expenses not (taxable)/deductible	(1,359)	965
Timing differences arising from the taxation of the underwriting results	1,296	(14,314)
Timing differences arising from the taxation of syndicate participation movements	(485)	(5,839)
Tax losses carried forward and/or available for group relief	-	-
Adjustments to tax charge in respect of prior periods	-	(7,211)
Other adjustments	(13,422)	(2,615)
Deferred tax movements	9,052	8,595
Total tax charge for the year	19,716	2,104

Factors that may affect future tax charges

The company has trading losses of £Nil (2015: £Nil) available for carry forward against future trading profits.

	2016 £	2015 £
<i>Provision for deferred tax</i>		
At 1 January	35,314	26,719
Charge to the profit and loss account	9,052	8,595
Released or utilised in the period	-	-
At 31 December	44,366	35,314

Full provision has been made for all timing differences apart from the recovery of taxation losses against future trading profits, which cannot be prudently anticipated at this time.

The deferred tax asset not provided for in respect of Corporation Tax losses, and deferred tax losses not yet assessable to Corporation Tax, amounted to £Nil (2015: £Nil).

AAA UNDERWRITING LIMITED

NOTES TO THE FINANCIAL STATEMENTS (continued) FOR THE YEAR ENDED 31 DECEMBER 2016

19 Other creditors

	Syndicate £	Corporate £	2016 £	2015 £
Other creditors	63,225	14,357	77,582	91,503
Social security costs	-	-	-	-
Corporation tax	-	10,153	10,153	-
Shareholders' loan account	-	38,192	38,192	47,604
	63,225	62,702	125,927	139,107

20 Financial liabilities

All financial liabilities are measured at amortised cost except for:	2016 £	2015 £
Amounts due to credit institutions	-	9,784

This liability has been disclosed at fair value using a valuation technique. The Company uses the following hierarchy for determining and disclosing the fair value of financial liabilities by valuation technique:

Level 1: quoted (unadjusted) prices in active markets for identical liabilities

Level 2: prices based on recent transactions in identical liabilities

Level 3: prices determined using a valuation technique

21 Reconciliation of profit before tax to net cash inflow from operating activities

	2016 £	2015 £
Profit before tax	123,172	112,615
Finance costs	-	-
Finance income	(10)	(23)
Prior year result distributable in year	123,121	24,718
Profit on sale of syndicate participation rights	(1,110)	(39,100)
(Decrease)/increase in creditors	(11,153)	15,673
(Increase) in debtors	(128,240)	(97,366)
Amortisation and impairment of syndicate participation rights	-	15,775
Net cash inflow from operating activities	105,780	32,292

Note that the current year technical profit of £128,240, which has not been distributed in the period, is included within the (increase) in debtors line above.

AAA UNDERWRITING LIMITED

NOTES TO THE FINANCIAL STATEMENTS (continued) FOR THE YEAR ENDED 31 DECEMBER 2016

22 Funds at Lloyd's

Cash balances of £Nil (2015: £1) detailed in note 16 and investments of £Nil (2015: £Nil) detailed in note 13 are held within the company's Lloyd's deposit. These balances exclude any amounts held via the syndicates.

The Lloyd's deposit represents funds deposited with the Corporation of Lloyd's (Lloyd's) to support the company's underwriting activities as described in the accounting policies. The company has entered into a legal agreement with Lloyd's which gives the Corporation the right to apply these funds in settlement of any claims arising from the company's participation on Lloyd's Syndicates. These funds can only be released from the provision of this deed with Lloyd's express permission and only in circumstances where the amounts are either replaced by an equivalent asset or after the expiration of the company's liabilities in respect of its underwriting.

In addition to these amounts, the shareholders of the company have also made available to Lloyd's assets amounting to approximately £755,139 (2015: £703,803) that are also used by the company to support its Lloyd's underwriting.

23 Related party transactions

The shareholder of the company has introduced capital of £99,331 (2015: £90,129) during the year to 31 December 2016 and withdrawn drawings of £108,743 (2015: £77,332). The balance owed to the shareholder at the financial reporting date is £38,192 (2015: £47,604).

24 Ultimate controlling party

The ultimate controlling party is Mr L W James.