


Care Network (Blackburn with Darwen) Ltd

Charity No. 1123032

Company No. 06216427

Trustees' Report and Unaudited Accounts

31 March 2023



Care Network (Blackburn with Darwen) Ltd
Contents

	Pages
Trustees' Annual Report	2 to 19
Independent Examiner's Report	20
Statement of Financial Activities	21
Summary Income and Expenditure Account	22
Balance Sheet	23
Notes to the Accounts	24 to 34
Detailed Statement of Financial Activities	35 to 36

CARE NETWORK (BLACKBURN WITH DARWEN) ANNUAL REPORT FOR THE PERIOD ENDED 31 MARCH 2023

The Trustees of Care Network (Blackburn with Darwen) Limited present their annual report, which is also the Director's report, for the period ended 31st March 2023 under the Charities Act 2011, together with the accounts for the period, and confirm that the latter comply with the requirements of the Act, the Companies Memorandum and Articles of Association and the Charities SORP (FRSSE) - Accounting and Reporting by Charities: Statement of Recommended Practice applicable to Charities preparing their accounts in accordance with the Financial Reporting Standard for Smaller Entities (then FRSSE) (effective 1 January 2019).

PUBLIC BENEFIT

The Trustees confirm that they have referred to the guidance contained in the Charity Commission's general guidance on public benefit when reviewing the charity's aims and objectives and in planning its future activities.

CARE NETWORK - THE ORGANISATION

Care Network (Blackburn with Darwen) Limited is a registered charity (Charity Registration number 1123032) and a company limited by guarantee (registered number 06216427).

The organisation supports vulnerable people and carers in Blackburn with Darwen and surrounding areas to live independent lives by providing access to affordable, quality assured, day-to-day services.

The Registered Office is at Spiral Heights, Second Floor, Blackburn Central Library, Town Hall Street, Blackburn, BB2 1AG.

Care Network was launched in March 2003 and was registered as a charitable company in April 2007. The company was established under a Memorandum of Association which established the objects and powers of the company and is governed under its Articles of Association (dated 30th March 2007). These were updated at a general meeting held on August 10th 2015 with the company's charitable objectives being altered to the following:

The objectives of the Company shall be to provide support to vulnerable people and their carers residing in the local authority district of Blackburn with Darwen and surrounding areas ("the areas of benefit") without distinction of age, sex, sexual orientation, race or political, religious or other opinions by providing access to a network of quality approved, affordable day-to-day services in an effort to promote and foster the principles of independent living, improve self-esteem and nurture confidence amongst said persons so that they can participate more fully in society and so that their conditions of life may be improved.

The Directors of the company are also Charity Trustees for the purpose of charity law. All those persons appointed to perform the duties of Directors of the Company are referred to as the Board of Trustees and each member has undertaken to contribute the sum of £1 in the event of the company being insolvent on winding up.

CARE NETWORK (BLACKBURN WITH DARWEN) ANNUAL REPORT FOR THE PERIOD ENDED 31 MARCH 2023

CARE NETWORK VISION

Our vision is "For informed, empowered, resilient, independent and healthy individuals and communities in Blackburn with Darwen (and surrounding areas)".

CARE NETWORK MISSION

To be the leader in connecting people with quality services and information that helps residents to make informed choices and that enables them to live independent, healthy and safe lives.

VALUES

At all times, we aim to:

- Be respectful, person centred, compassionate and caring
- Be non-judgemental, honest and open
- Be impartial and fair
- Work together
- Commit to quality

STRAPLINE

"Caring for you, your home and our community"

STRUCTURE, GOVERNANCE AND MANAGEMENT

CARE NETWORK TRUSTEES AND DIRECTORS

The Board of Trustees is responsible for the overall governance, management and control of the charity, working with the Care Network Chief Executive on strategic and operational development. Decisions about day-to-day operation are taken by the Care Network Chief Executive, and decisions on matters with significant implications are brought to the Board of Trustees.

RECRUITMENT AND APPOINTMENT OF TRUSTEES

The appointment of members of the Board of Trustees is reviewed every year using procedures set out by the Board of Trustees. The board seeks to appoint new trustees to maintain a broad skill mix appropriate to the work of the charity; nominations are sought through relevant voluntary, community and statutory organisations and are appointed at board meetings. There were 4 regular board meetings during the year plus an additional meeting held in March 2023.

CHARITY TRUSTEES AND DIRECTORS

The directors of Care Network (Blackburn with Darwen) Limited, who are also the charity trustees, in the reporting period are:

Chairman:	Steve Tingle – appointed Chair on 14/11/22
Trustees:	Ian Bell - resigned as Chair on 14/11/22
	Lynne Haworth – resigned on 16/03/23
	Garth Hodgkinson
	Erika Holmes
	Muhammed Mizan - appointed on 14/11/22
	Alan Pickup
	Vicky Shepherd

CARE NETWORK (BLACKBURN WITH DARWEN) ANNUAL REPORT FOR THE PERIOD ENDED 31 MARCH 2023

INDUCTION AND TRAINING OF TRUSTEES

All new Trustees receive induction training which is tailored to the specific needs of the individual and includes meetings and discussions with the Care Network Chief Executive, a copy of the organisation's business plan and any relevant past board papers.

TRUSTEE BOARD COMMITTEES

The Trustee Board delegates areas of oversight to one board committee. This committee has Terms of Reference which are reviewed regularly and reports key issues to the Trustee Board.

FINANCE SUB GROUP (FSG)

The FSG currently comprises Erika Holmes (Chair) and Vicky Shepherd. The Group addresses all financial issues to enable the Charity to achieve its financial objectives, to comply with governance and encompass risk management. The FSG meets on average once every quarter.

RISK MANAGEMENT

The Board of Trustees have responsibility for implementing a managed approach to risk management. Measures are in place to carry out annual reviews of policies, procedures and systems to mitigate the risk that the charity faces. An annual organisational risk assessment and register are also submitted to the Trustees for consideration and approval. Updated risk register and strategic planning board papers are standing agenda items and are reviewed and addressed at Trustee Board meetings.

Key Risks - Internal control risks are minimised by the implementation of procedures for the authorisation of all financial transactions. A key element in the management of financial risk is the setting of a reserves policy. The external risks to funding have led us to continue developing a new strategic plan to address the need for diversification of funding and activities.

GOVERNANCE

Care Network continues to keep our governance under regular review at our board meetings with a focus on succession being important to us.

Having completed the Charity Commission's Good Governance Code which we do annually, we continue to use it as a tool for continuous improvement towards the highest standards. Addressing the seven principles which make up the Code, we believe that we are in a strong position.

We collectively feel as a board that we are addressing the majority of recommendations, but we still wish to work on monitoring and reporting on board diversity - which will be considered for review by trustees in the coming year as a specific agenda item.

PROFESSIONAL ADVISORS:

Independent Examiners:

AC Accountancy Services (UK) Ltd
318 Chorley New Road
Horwich
Bolton
BL6 5PS

CARE NETWORK (BLACKBURN WITH DARWEN) ANNUAL REPORT FOR THE PERIOD ENDED 31 MARCH 2023

Banks:

Barclays Bank plc
8-14 Darwen St
Blackburn
Lancashire
BB2 2BZ

CAF Bank Limited
25 Kings Hill Avenue,
Kings Hill,
West Malling,
Kent
ME19 4JQ

CARE NETWORK'S AIMS AND OBJECTIVES

Trustees and staff update the charity's business plan annually and identify the strategic priorities for the year. The following cover our main areas of operation and development:

- 1 **CENTRAL POINT OF ACCESS** – to be the central hub for all, providing information and access to relevant health and wellbeing options so that people can make informed choices about their lives.
 - Through maintaining current service provision and increasing the numbers of new customers using the service.
 - Through expanding and improving the range and quality of partners and their offers at the centre ensuring that we are embedded as THE central information hub in BwD.
 - Through maintaining and improving the quality of the service through achieving very high levels of customer and partner satisfaction.
- 2 **HOME IMPROVEMENT AGENCY (HIA)** - to fulfil our potential as an innovative home improvement agency, ensuring that people are safe, healthy and independent in their homes.
 - Through researching into and developing the HIA model, identifying areas for development opportunities.
 - Through supporting, developing and growing the safe trader scheme.
 - Through providing a quality helpdesk service so that more customers can access our HIA services.
- 3 **COMMUNITY CONNECTIONS** – to improve resilience of individuals and communities, through prevention and early action via a coordinated holistic approach and joined up locality partnership working.
 - Through developing a robust model which pulls together services to support people with multiple needs.
 - Through identifying vulnerable citizens and improving their resilience through targeted support and by developing a strong presence in the community.

CARE NETWORK (BLACKBURN WITH DARWEN) ANNUAL REPORT FOR THE PERIOD ENDED 31 MARCH 2023

- Through modelling an effective and flexible single point of access and developing a framework for measuring the impact of our work.
- 4 **SUSTAINABILITY** - to ensure the long-term sustainable development of the charity.
- Through developing a more secure funding base for Care Network's long-term future.
 - Through improved management, development and delivery of Care Network activities.
 - Through developing a better understanding of the value of the work that Care Network undertakes.
 - Through good governance of the charity by increasing skills and sector representation of the board.
 - Through being better able to potentially upscale and to respond to future commissions and opportunities e.g. around bidding for future contracts and building partnerships with existing agencies.

ACTIVITIES

In order to achieve the aforementioned priorities Care Network carries out a range of activities which enable informed, empowered, resilient, independent and healthy individuals and communities locally.

Currently this is done in three key strategic areas of operation:

- Central Point of Access - Care Network Hub service
- Home Improvement Agency development
- Community Connections

CONTRACTS:

The Central Point of Access (CPA) contract is part of the wider local Voluntary, Community and Faith Sector (VCFS) commission from Blackburn with Darwen Borough Council (BwDBC) - Helping People to Keep Happy Healthy and Well. This covers work undertaken through our Care Network Hub offer (information and signposting) and also our Safe Trader Scheme (under the Home Improvement Agency strand).

Funding has also come from BwDBC for continued delivery of the following contracts:

- Learning Disability/Autism Partnership Boards
- Healthy Homes (including the Memory Matters) project
- Child safety gates provision for the Healthy Homes project
- Community Champions funding – BwD
- Household Support Fund – BwD

Additionally, projects to be delivered for Lancashire and South Cumbria which was a one off Personalised Care Project.

CARE NETWORK (BLACKBURN WITH DARWEN) ANNUAL REPORT FOR THE PERIOD ENDED 31 MARCH 2023

GRANTS:

This year saw us access funding from new sources:

- Eric Wright Charitable Trust – for volunteer development activities
- Covid Winter Grant Scheme / Household Support Fund – BwD
- Excess Winter Mortality Plan – BwD
- Self Isolation project – BwD
- NHS Digital - Personalised Care programme
- Community Co-production in Action
- DFG Pilot project – BwD
- Digital Café
- Education through Engagement
- Holiday Activity Fund

CONTINUATION GRANT FUNDING:

- Cadent Foundation/Charities Trust for the Happy and Healthy at Home project
- Energy Redress Fund for the W@TCH project.
- Foundations Independent Living Trust (FILT) and Gas Safe Charity for the Warm & Safe Fund for gas safety checks for elderly and vulnerable customers.

ACHIEVEMENTS AND PERFORMANCE

1 CENTRAL POINT OF ACCESS

CARE NETWORK HUB

The Care Network Hub is an active partnership of local citizens and a range of service providers alongside community groups and the local authority. The service provides information, advice and advocacy as well as links to a range of community-based services and support. It caters for citizens of all ages and their families who need assistance to remain independent within their local community.

For people not eligible for adult care services the service provides effective delivery of one to one information, advice and signposting into alternative low level community based preventative services. The service also provides opportunities for people from different backgrounds to come together and take part in social / learning / training initiatives. The service continues to provide a valuable service locally as more people hear about the quality service we provide and as new partners continue to come on board. The following table shows figures for the service:

CARE NETWORK (BLACKBURN WITH DARWEN) ANNUAL REPORT FOR THE PERIOD ENDED 31 MARCH 2023

Footfall – partner and group activities	3,468 (+472%)
Customers using CN Hub	2,501 (+24%)
New customers	1,859 (+38%)
Referrals received	2,916 (+28%)
Signposts and referrals made to partners	3,810 (+60%)
Household Support Fund (fuel vouchers)	1,347 (+197%)

It should be noted that the majority of 2021 was impacted by the restrictions imposed on us by the pandemic which suppressed numbers due to their being no face to face contact. It is encouraging to see that the numbers have risen significantly over the last 12 month and hopefully will continue to do so.

We continue to find that the complexity of customer issues has meant that our staff have needed to spend longer with customers.

2 HOME IMPROVEMENT AGENCY

HEALTHY HOMES PROJECT

The Healthy Homes project continues to support and add value to our aspiration to become an innovative Home Improvement Agency (as outlined in our Business Plan).

The purpose of this service is to reduce health harms associated with housing through the provision of both universal and targeted approaches to improving health via the home. This service offer of a 'health from home' single point of access and one stop shop provides:

- Advice, information and signposting with the aims of improving health via the home
- Targeted approaches for the most vulnerable or at risk groups including healthy homes assessment and access to handypersons services

Project staff continue to attend and play an important role in the local Integrated Neighbourhood Team (INT) structure that is evolving across the borough which facilitates closer partnership working with a range of partners.

CARE NETWORK (BLACKBURN WITH DARWEN) ANNUAL REPORT FOR THE PERIOD ENDED 31 MARCH 2023

Healthy Homes	2022/23	Difference from previous year
Number of referrals received	2392 (but 1347 of these were HSF Fuel Voucher referrals)	1487 (+60.9%)
Number of customers – case worked	2370 (but 1347 of these were HSF Fuel Voucher referrals)	1429 (+65.9%)
Number of interventions (visits/assess etc) undertaken	10,042 (includes HFS Fuel)	8,401 (+19.5%)
Number of support actions undertaken (including hazard survey, advice and equipment)	2,590 (includes HFS Fuel)	1765 (+46.7%)
Number of onward signposts	1102 (includes HFS Fuel)	915 (+20.4%)
Number of onward referrals	1827 (includes HFS Fuel)	880 (+107.6%)

The figures above show a significant increase in the annual number of referrals, cases, interventions and referrals/signposts made.

We have been able to grow our Home Improvement Agency offer through accessing additional funding from the Cadent Foundation – Happy and Healthy at Home project and the from Energy Redress Fund – W@TCH project. We have also been able to support local residents with their fuel bills and with boiler servicing and repairs through the local Household Support Fund.

We supported over 155 vulnerable households with top up vouchers for their gas or electricity pre-payment meter with a total voucher amount of £6,867 under the Cadent (**Heat and Health @ Home**) project which ended in November 2022.

We worked in partnership with BwD Council to deliver the Boiler and Energy Efficiency Measures aspect of the **Household Support Fund**. During 2022/23 we supported 42 vulnerable households to have their boilers serviced or repaired at a total value of £7,528

Working with BwD Independent Living Team we are delivered a pilot project that is funded by **DFG Discretionary Funding** to help vulnerable residents, identified by the Occupational Therapists and the Housing Officer from Independent Living Service, to keep their homes dry and safe or help with relocation costs if their existing home cannot be adapted.

Completed during 2022/23

Dry Homes Grant – 8 households supported (£4,890)
Safe Homes Grant – 59 households supported (£25,449.60)
Relocation Grants – 3 households supported (£6,340)

CARE NETWORK (BLACKBURN WITH DARWEN) ANNUAL REPORT FOR THE PERIOD ENDED 31 MARCH 2023

SAFE TRADER SCHEME

Our safe trader scheme supports vulnerable adults and carers living in Blackburn with Darwen. We now have 75 service providers (local businesses) covering a wide range of different service areas. All our service providers are fully qualified/experienced in the trade they provide and before being accepted onto our list of approved providers have all undergone our comprehensive quality assurance checks.

Customer and Referral Figures

Customers	2,892 (-2%)
Referrals received	3,902 (-2%)
Onward referrals and signposts	4,727 (-0.5%)
New customers	757 (+34%)

The above figures show a decrease across all categories with the exception of new customers which shows a healthy increase. These decreases however are only slight. Given the current situation with the cost of living and with people having to budget more carefully, this decrease is not too significant and shows that for customers who do need work doing that they are happy to use our service.

Providers

During 2022/23 Care Network recruited 11 new providers (with 2 leavers) taking the number of providers at the end of March 2023 to 75, covering 45 different areas of service provision.

31 full provider reviews were also undertaken and 43 follow up calls on new providers were undertaken during the year, underlying our commitment to quality assurance on our Safe Trader Scheme.

MARKETING

Marketing continues to be an important part of us getting the Care Network message out to new customers and also reminding existing customers of the new services that we have to offer. A particular focus this year has been our improving our marketing especially from a digital perspective. We have been successful in this area and is demonstrated through the following:

Website - Users on our website are up by 36.25% compared to the same period in 2021 – 2022, representing how our additional spend and hours on marketing delivery has led to a substantial increase in the number of people visiting our website. A generous amount of those are new visitors, indicating that we are successful in engaging potential new customers online. We are continuously managing to increase the number of Users, New Users and Sessions held by those people on our website, along with an increase in Page Views over the course of the last 12 months. We are thrilled

CARE NETWORK (BLACKBURN WITH DARWEN) ANNUAL REPORT FOR THE PERIOD ENDED 31 MARCH 2023

to see this, as it ties in with our digital efforts set out in our Marketing Strategy and website review conducted in early 2022.

E-Bulletins - There has been significant growth in the number of people subscribed to receive our monthly newsletters – 2,557 over the course of the year showing a 44.63% in recipients. This is really encouraging to see, as in March 2022 we set out to improve the performance of our monthly mail outs by creating new, responsive template designs and more engaging, shorter content.

Social media – we have seen a huge growth across the board for Facebook – correlating with the increased budget, time and efforts invested into socials in 2022. We have successfully continued to increase our following, whilst engaging both our current and new audiences. Most notable of these results is the growth in our Reach (up by 47.43%), Page Visits (up by 50.8%), and New Likes (up by 57.48%).

FACEBOOK @Care.Network

METRIC	VALUE March 22	VALUE March 23	VARIANCE
Total Likes:	733	856	+16.78%
New Likes:	54	85	+57.48%
Reach:	8,624	12,714	+47.43%
Page Visits:	590	890	+50.8%

TWITTER | @CareNetworkUK

METRIC	VALUE March 22 - 23	VARIANCE
Total Followers:	1,443	+6.02%
Total Profile Visits:	10,456	N/A

COMPLIMENTS

We received 388 compliments from customers – 262 for our providers and 126 for our helpdesk staff.

COMPLAINTS

We received 3 complaints which were all resolved. A comments log is kept with every comment being followed up by telephone and the outcome being logged so that any recurring issues can be identified and tackled with the relevant provider.

CONSULTATIONS

We undertook ongoing consultations with our customers throughout the year through our quarterly user surveys and telephone follow up calls with Hub customers. Feedback from these informed us as to how we could develop and improve our services.

CARE NETWORK (BLACKBURN WITH DARWEN) ANNUAL REPORT FOR THE PERIOD ENDED 31 MARCH 2023

3 COMMUNITY CONNECTIONS

LEARNING DISABILITY PARTNERSHIP BOARD (LDPB) AND AUTISM PARTNERSHIP BOARDS

Care Network continued to deliver the LDPB and to support with the delivery of the Autism Partnership Board.

These boards met bi-monthly (remotely) and focused on issues affecting the local learning disability and autism communities. Both boards continued to progress steadily over the last 12 months with both continuing to grow in numbers and diversity.

The purpose of the Learning Disability Partnership Board is to provide a framework for partnership working. The board will bring people with learning disabilities and their carers together with service planners and providers from the public, private and voluntary sector and the wider community to develop services that meet the needs of people with a learning disability in the borough.

We continue to deliver the 5 year Learning Disability and Autism Strategic Plan – the “Big Plan” and have been working hard to support the various sub groups to address the 10 developmental areas that have been identified in the strategy. Good progress has been made in the majority of these areas with sub-group leads being appointed and meetings being held with feedback from the groups given at the full board meetings.

The 10 key areas of development in the Big Plan:

1	Inclusion and Reducing Isolation	6	Workforce Development
2	Education and Employment	7	Good Health, Mortality & transforming Care
3	Transitions Life Changes	8	The Justice System
4	Early Help	9	Leadership & commissioning & personalisation
5	Housing	10	Advocacy – Being Heard

Delivering the plan will continue to be the main focus of our work over the coming 12 months.

VOLUNTEERING

Covid severely impacted our volunteer offer but this last year we were successful in securing some funding from the Eric Wright Charitable Trust. This enabled us to recruit a part time Volunteer Development Officer (VDO) to recruit and support local residents (with an emphasis on disabled residents) to volunteer in a variety of roles that we would develop over the year.

Resolve - ongoing

This is an established disability hate crime peer support group where local disabled residents come together to support each other and to develop friendships with one another. Resolve meets every

CARE NETWORK (BLACKBURN WITH DARWEN) ANNUAL REPORT FOR THE PERIOD ENDED 31 MARCH 2023

Wednesday afternoon at Care Network Hub and has guest speakers present to them as well as doing group activities together. We generally had a couple of disabled volunteers who would assist with welcoming members, brewing up and leading on group discussions. Group numbers are regularly around the 18 – 20 mark.

Resolve at Albion Mill – started July 2022

The above group proved to be very popular but was quite boisterous and not suitable for everyone. We took the decision to hold an alternative (and quieter) Resolve group that was more for autistic people who didn't like the noise etc of the Hub one. This was at the council's Albion Mill at Ewood. We also teamed up with BwD's Refresh / Wellbeing Service to deliver exercise classes to the group which was really well received. The group also holds arts and crafts activities and regularly has guest speakers attend. Attendance at this group grew to a regular cohort of 6 - 8 people.

Digital Lifelines – October 2022 to March 2023

This group came on the back of us securing some additional money for laptops that we would use to help train disabled residents with basic IT skills so that they could learn computer and mouse skills and help to set up an email to access the Household Support Fund or apply for a Blue Badge etc. Essentially it helped to build residents' confidence online. This project ran for 6 months and delivered a structured course for participants. This is something that we will look to widen and develop going forward. The sessions were delivered on both a one-to-one and group basis, with occasional assessments to see how well our group members had remembered their new digital skills.

<https://www.carenetwork.org.uk/news/digital-lifelines-awards>

Education through Engagement - November 2022 to March 2023

In partnership with 3 other local charities we were successful in securing some funding to deliver this project through a Dragon's Den pitch. Funded through the NHS Digital - Personalised Care programme Care Network supported the volunteers of lived experience of learning disabilities and autism to co-design a training package (Based on their own experiences) that would be delivered to young disabled pupils (aged 14 to 16) at Cross Hill School on the following topics:

- Emotions, thoughts and feelings
- Independence and resilience
- Mental health
- Healthy relationships

We were able to support 7 volunteers to undertake this important work which was extremely well received by the pupils at the school

<https://www.carenetwork.org.uk/working-together-to-improve-lives>

Board Games group – started June 2022

On the back of feedback we received from disabled customers using our range of services, we decided to establish a games group. Held on a fortnightly basis at the Hub this group now has 6 regular attendees and helps to reduce isolation for those joining the group as attendees have met new people and made new friends.

The VDO role helped to set up groups and then support the volunteers to support the running of the groups themselves (where appropriate).

CARE NETWORK (BLACKBURN WITH DARWEN) ANNUAL REPORT FOR THE PERIOD ENDED 31 MARCH 2023

Below are some headline figures from last year:

Group	No of Sessions (Cumulative totals)
Resolve	50
Albion Mill Resolve	46
Digital lifelines	23
Education through Engagement	11
Board Games group	24
Total:	154
Active volunteers	15
Volunteer hours	938
Volunteers recruited	35

Based on the National Minimum Wage of £10.42 an hour, the project generated a value £9,773.96 based on the 938 hours above.

Based on the success of the Community Champions project, going forward we will establish a monthly consultation group for residents with lived experience of learning disabilities and autism. Our first one is scheduled for Monday 19th June and will last for the next 6 months.

OTHER ACHIEVEMENTS

2022/23 was another busy year for us. We have continued to successfully support increasing numbers of vulnerable residents, helping to maintain and improve their health and wellbeing and their ability to live independent lives.

Our information and signposting service, together with our Safe Trader and Healthy Homes offers continue to provide the right support and the right time for local residents and we continue to be highly regarded by our customers and local partners. As a result of successful delivery, this contract has been extended by another year through to October 2024.

We successfully achieved all the targets set within our 3 year strategic plan (with the one exception of developing a Digital Strategy) and we have now drawn up a new 3 year strategic plan that will take us through to 2026.

CARE NETWORK (BLACKBURN WITH DARWEN) ANNUAL REPORT FOR THE PERIOD ENDED 31 MARCH 2023

Another highlight has been the securing of the new Healthy Homes contract from BWD. Starting on April 1st 2023, this is for 3 years +1 +1 subject to successful delivery of the contract and will nicely align with other initiatives such as the delivery of the Household Support Fund (supporting residents to access fuel vouchers and support with boiler servicing and repairs) and a new 3 year project funded through the Cadent Foundation where we will have a discretionary pot of funding to help the most vulnerable residents with household repairs.

We have also started to pilot a new project which links into our Healthy Homes offer. Working closely with the council's Independent Living Service team this pilot project has discretionary funding to support local residents with:

- Keeping homes healthy, dry and safe and;
- Re-Housing

Other achievements included:

- Improving our quality assurance systems through successfully achieving the Foundations Quality Assurance mark (for Home Improvement Agencies).
- Strengthening our arrangements around new collaborative working with new partners – Household Support Fund, Holiday Activities Fund and Education through Engagement project.
- Improved communications with stakeholders on any significant changes to our services and policies.
- Making good inroads with regards to improving our digital provision (using digital engagement, where appropriate) especially with the local disabled community.
- We continued to raise the profile of Learning Disabilities and Autism across the borough through implementation of the Big Plan.
- Embracing co-production in the design and delivery of services – through the Education through Engagement project.

ECONOMIC CONTRIBUTION FROM THE SERVICE

Based on the National Minimum Wage of £10.42 an hour, Care Network generated a value £9,773.96 based on the 938 volunteer hours.

EVALUATION OF OUR SERVICES

Care Network Hub and Safe Trader scheme

We circulate quarterly combined user surveys to all customers using our safe trader scheme and Information and Signposting service during that previous quarter. Results from this questionnaire are used to assess the quality of our existing services, to understand what matters to customers when they use our services and to ask how we could widen and improve the services that we provide. It also enables us to gain a picture of how our services are received over time. This last year we sent out **2898** surveys and received **679** completed replies, a healthy response rate of 23.4%. Results include:

CARE NETWORK (BLACKBURN WITH DARWEN) ANNUAL REPORT FOR THE PERIOD ENDED 31 MARCH 2023

The Helpdesk and our providers:

- **97.67%** stated that they were treated as an individual and were asked appropriate questions that understood their needs
- **97.25%** were very satisfied with their experience and felt that they were directed to appropriate provider/service.
- **97.25%** would be very likely to use Care Network services again
- **97.75%** would recommend us to a friend.
- **95.67%** are more aware of services that are available locally and how to access them

Healthy Homes

We send out Customer Satisfaction Surveys to all generic Healthy Homes, Gas Safe, Cadent, Child Safety and Memory Matters customers on completion of our intervention. These are a mixture of paper and online text surveys and we have a mixed response from each project.

Last year a total of **633** surveys were sent out and the return rate was **33.5%** (212 surveys). Results included:

- **100%** of customers felt comfortable talking to the Healthy Homes officer
- **97.8%** of customers felt the information and support they were given was useful
- **89.67%** of customers felt that their health and wellbeing had improved as a result of using the service
- **84.2%** of customers said that the Healthy Homes Service had helped them to continue to live independently
- **94.3%** of customers were satisfied with the overall service
- **96%** of customers would recommend the service to a friend

PRIORITIES FOR NEXT YEAR

In line with our new strategic plan we will:

1. Maintain and improve our quality assured service offers, making them more efficient and effective.
2. Continually review our services to ensure that our offer is consistent and effective and that we meet our customers and partner's needs (both current and future).
3. Continue to develop and strengthen our collaborative working with a broader range of partner agencies.
4. Ensure that our workforce (staff, volunteers, providers and trustees) feels happy, fulfilled, valued, safe and well supported.
5. Become even more sustainable and effective.

Our key priorities for this coming year are:

- To ensure all targets for funded programmes are met.
- To continue to successfully support increasing numbers of vulnerable residents, helping to maintain and improve their health and wellbeing and their ability to live independent lives.

CARE NETWORK (BLACKBURN WITH DARWEN) ANNUAL REPORT FOR THE PERIOD ENDED 31 MARCH 2023

- To consolidate our role as the Central Point of Access in the local Keeping Happy, Healthy and Well commission and to increase our offer of activities to reach more people who are or at risk of social isolation to prevent a decline in their health and wellbeing in particular through employing innovative digital platforms to engage with and support customers in getting “back to normal”.
- To ensure that all our offers continue to provide the right support and the right time for local residents and we continue to be highly regarded by our customers and local partners.
- To build on our volunteer offer, providing opportunities to offer a wider choice of activities and recruiting additional volunteers (especially from the disabled community) to effectively support the delivery of the service.
- To further promote the interests of the local learning disability and autism communities through making sure that the Big Plan continues to be up to date and relevant and to make sure that we build on our work undertaken regarding co-production with these communities through regular discussion and feedback sessions.
- To secure funding from a variety of other sources to generate income in new ways so that we can sustain and develop our services to meet future demand and to explore new service models/partnerships seeking a mix of funding to drive new initiatives, both statutory and non-statutory.
- To further develop our Healthy Homes offers, widening the variety of support that we can offer to residents.
- To better promote our services to increase our reach to those local residents who could benefit from our services and to further raise our profile and increase donations from customers, providers, and local businesses.
- To continue to respond to any needs identified and reported by our helpdesks by recruiting new partners, providers and/or by supporting organisations to develop new services whilst always ensuring that our quality assurance standards are maintained.
- To increase our presence out in the community and to further embed our role in the Integrated Neighbourhood Teams and Primary Care Networks and Social Prescribing Networks.
- To continue to maintain and improve the quality of the service through achieving very high levels of customer and partner satisfaction.
- Partnership working will, more than ever, be crucial to our development. We will continue to work collaboratively with a range of existing partners in the borough especially through our Hub offer and will look to develop new relationships with other providers, promoting the Hub as a local resource that people can go to for appropriate health and wellbeing support.

CARE NETWORK (BLACKBURN WITH DARWEN) ANNUAL REPORT FOR THE PERIOD ENDED 31 MARCH 2023

PRINCIPAL FUNDING SOURCES

The principle funders of the charitable company are Blackburn with Darwen Borough Council.

FINANCIAL REVIEW

Net income for the year was unrestricted of £49,980 and restricted of £90,127, giving a total for the year of £140,107 (2021: £122,236). The charity had net assets of £432,156 (2022: £292,049) at the year end and has cash at the bank of £465,890 (2021 - £407,325).

This year has seen the charity report an improved position financially. The charity achieved a larger than anticipated surplus due to resourcing issues and having a smaller team of staff than anticipated, due to recruitment challenges. This has been resolved following the year end and we have successfully invested in a larger workforce.

We have continued to secure the funding for our Household Support Fund delivery and for our Community Champions project. These schemes will help local residents with the ongoing cost of living challenges. We have also managed to maintain our Healthy Homes offer and have secured a renewal of this contract for the next three years.

Last year we were anticipating a decrease in income, however we have managed to increase income in comparison to last year. We have retained a higher than anticipated net income due to the recruitment challenges mentioned above. There will be increased spending in delivery of the of both unrestricted and restricted funding next year due to the brought forward reserves and we have expanded our headcount of staff. The Trustees, in conjunction with the management, are constantly reviewing whether allocation from reserves should be made to support service delivery where other funding options do not exist.

RESERVES POLICY

Care Network aims to hold free reserves of between 3 and 6 months of the resources expended on the core costs of the charity. This will enable current activities and liabilities to be met in the event of a significant drop in funding.

DESIGNATED FUNDS

Designated funds are designated for the following purposes: Business continuity – the purpose of this is to support business continuity through our reserves policy.

TRUSTEES' RESPONSIBILITY FOR THE FINANCIAL STATEMENTS

The Trustees (who are also directors of Care Network (Blackburn with Darwen) Ltd for the purposes of company law) are responsible for preparing the Trustees' Annual Report and the financial

CARE NETWORK (BLACKBURN WITH DARWEN) ANNUAL REPORT FOR THE PERIOD ENDED 31 MARCH 2023

statements in accordance with applicable law and United Kingdom Accounting standards (United Kingdom Generally Accepted Accounting Practice).

Company law requires the Trustees to prepare financial statements for each financial year which give a true and fair view of the state of affairs of the charitable company and of the incoming resources and application of resources, including the income and expenditure, of the charitable company for that period. In preparing these financial statements, the trustees are required to:

- select suitable accounting policies and then apply them consistently;
- observe the methods and principles in the Charities SORP;
- make judgements and estimates that are reasonable and prudent;
- state whether applicable UK Accounting Standards have been followed, subject to any material departures disclosed and explained in the financial statements; and
- prepare the financial statements on the going concern basis unless it is inappropriate to presume that the charity will continue in operation.

The Trustees are responsible for keeping proper accounting records that disclose with reasonable accuracy at any time the financial position of the charitable company and enable them to ensure that the financial statements comply with the Companies Act 2006.

They are also responsible for safeguarding the assets of the charitable company and hence for taking reasonable steps for the prevention and detection of fraud and other irregularities.

The Trustees are responsible for the maintenance and integrity of the corporate and financial information included on the charitable company's website. Legislation in the United Kingdom governing the preparation and dissemination of financial statements may differ from legislation in other jurisdictions.

TRUSTEE INDEMNITY POLICY

There is a Trustee Indemnity Policy in place for the company's Trustees.

SMALL COMPANY

This report has been prepared in accordance with provisions within Part 15 of the Companies Act 2006 as they relate to small companies.

Approved by the trustees on 13th November 2023 and signed on their behalf by:



Vicki Shepherd
Director

Care Network (Blackburn with Darwen) Ltd
Independent Examiners Report

Independent Examiner's Report to the trustees of Care Network (Blackburn with Darwen) Ltd

I report to the charity trustees on my examination of the financial statements of Care Network (Blackburn with Darwen) Ltd for the year ended 31 March 2023 which comprise the Statement of Financial Activities, the Summary Income and Expenditure Account, the Balance Sheet and the related notes.

Responsibilities and basis of report

As the trustees of the charity (and also its directors for the purposes of company law) you are responsible for the preparation of the financial statements in accordance with the requirements of the Companies Act 2006 ('the 2006 Act').

Having satisfied myself that the financial statements of the charity are not required to be audited under Part 16 of the 2006 Act and are eligible for independent examination, I report in respect of my examination of your charity's financial statements as carried out under section 145 of the Charities Act 2011 ('the 2011 Act'). In carrying out my examination I have followed the Directions given by the Charity Commission under section 145(5)(b) of the 2011 Act.


Independent examiner's statement

As the charity's gross income exceeded £250,000 your examiner must be a member of a body listed in section 145 of the 2011 Act. I confirm that I am qualified to undertake the examination because I am a member of The Association of Accounting Technicians.

I have completed my examination. I can confirm that no material matters have come to my attention in connection with the examination giving me cause to believe that:

- accounting records were not kept in accordance with section 386 of the 2006 Act ; or
- the financial statements do not accord with those records; or
- the financial statements do not comply with the accounting requirements under section 396 of the 2006 Act other than any requirement that the financial statements give a 'true and fair' view which is not a matter considered as part of an independent examination; or
- the financial statements have not been prepared in accordance with the Charities SORP (FRS 102).

I have no concerns and have come across no other matters in connection with the examination to which attention should be drawn in this report in order to enable a proper understanding of the financial statements to be reached.



Aaron Hunter-Cooke
FMAAT
AC Accountancy Services (UK) Ltd
318 Chorley New Road
Horwich

BL6 5PS
13 November 2023

Care Network (Blackburn with Darwen) Ltd
Statement of Financial Activities
for the year ended 31 March 2023

		Unrestricted funds 2023 £	Restricted funds 2023 £	Total funds 2023 £	Total funds 2022 £
	Notes				
Income and endowments from:					
Donations and legacies	4	5,773	-	5,773	4,659
Charitable activities	5 & 18	480,654	282,237	762,891	636,701
Investments	6	25	-	25	8
Total		486,452	282,237	768,689	641,368
Expenditure on:					
Charitable activities	7	35,809	81,944	117,753	67,850
Administration of charitable activities	8	400,663	110,166	510,829	451,282
Total		436,472	192,110	628,582	519,132
Net gains on investments		-	-	-	-
Net income	9	49,980	90,127	140,107	122,236
Transfers between funds		-	-	-	-
Net income before other gains/(losses)		49,980	90,127	140,107	122,236
Other gains and losses					
Net movement in funds		49,980	90,127	140,107	122,236
Reconciliation of funds:					
Total funds brought forward		252,170	39,879	292,049	169,813
Total funds carried forward		302,150	130,006	432,156	292,049

Care Network (Blackburn with Darwen) Ltd
Summary Income and Expenditure Account
for the year ended 31 March 2023

	2023	2022
	£	£
Income	768,664	641,360
Interest and investment income	25	8
Gross income for the year	<u>768,689</u>	<u>641,368</u>
Expenditure	628,206	518,756
Depreciation and charges for impairment of fixed assets	376	376
Total expenditure for the year	<u>628,582</u>	<u>519,132</u>
Net income before tax for the year	140,107	122,236
Net income for the year	<u>140,107</u>	<u>122,236</u>

Care Network (Blackburn with Darwen) Ltd**Balance Sheet****at 31 March 2023**

Company No. 06216427	Notes	2023 £	2022 £
Fixed assets			
Tangible assets	11	1,130	1,506
		<u>1,130</u>	<u>1,506</u>
Current assets			
Debtors	12	71,397	101,343
Cash at bank and in hand		465,890	407,325
		<u>537,287</u>	<u>508,668</u>
Creditors: Amount falling due within one year	13	(106,261)	(218,125)
Net current assets		<u>431,026</u>	<u>290,543</u>
Total assets less current liabilities		<u>432,156</u>	<u>292,049</u>
Net assets excluding pension asset or liability		<u>432,156</u>	<u>292,049</u>
Total net assets		<u><u>432,156</u></u>	<u><u>292,049</u></u>
The funds of the charity			
Restricted funds			
Restricted income funds	14 & 19	130,006	39,879
Unrestricted funds			
General funds	14	302,150	252,170
		<u>432,156</u>	<u>292,049</u>
Total funds		<u><u>432,156</u></u>	<u><u>292,049</u></u>

These accounts have been prepared in accordance with the special provisions of Part 15 of the Companies Act 2006 relating to small companies.


For the year ended 31 March 2023 the company was entitled to exemption under section 477 of the Companies Act 2006 relating to small companies.

The members have not required the company to obtain an audit in accordance with section 476 of the Companies Act 2006.

The directors acknowledge their responsibilities for complying with the requirements of the Companies Act 2006 with respect to accounting records and the preparation of accounts.

Approved by the board on 13 November 2023

And signed on its behalf by:



V Shepherd

Trustee

13 November 2023

1 Accounting policies

Basis of preparation

The financial statements have been prepared in accordance with Accounting and Reporting by Charities: Statement of Recommended Practice applicable to charities preparing their accounts in accordance with the Financial Reporting Standard applicable in the UK and Republic of Ireland (FRS 102) (effective 1 January 2015) - (Charities SORP (FRS 102)), the Financial Reporting Standard applicable in the UK and Republic of Ireland (FRS 102) and the Companies Act 2006.

Change in basis of accounting or to previous accounts

There has been no change to the accounting policies (valuation rules and method of accounting) since last year and no changes have been made to accounts for previous years.

Fund accounting

Unrestricted funds	These are available for use at the discretion of the trustees in furtherance of the general objects of the charity.
Designated funds	These are unrestricted funds earmarked by the trustees for particular purposes.
Revaluation funds	These are unrestricted funds which include a revaluation reserve representing the restatement of investment assets at their market values.
Restricted funds	These are available for use subject to restrictions imposed by the donor or through terms of an appeal.

Income

Recognition of income	Income is included in the Statement of Financial Activities (SoFA) when the charity becomes entitled to, and virtually certain to receive, the income and the amount of the income can be measured with sufficient reliability.
Income with related expenditure	Where income has related expenditure the income and related expenditure is reported gross in the SoFA.
Donations and legacies	Voluntary income received by way of grants, donations and gifts is included in the the SoFA when receivable and only when the Charity has unconditional entitlement to the income.
Tax reclaims on donations and gifts	Income from tax reclaims is included in the SoFA at the same time as the gift/donation to which it relates.
Donated services and facilities	These are only included in income (with an equivalent amount in expenditure) where the benefit to the Charity is reasonably quantifiable, measurable and material.
Volunteer help	The value of any volunteer help received is not included in the accounts.
Investment income	This is included in the accounts when receivable.
Gains/(losses) on revaluation of fixed assets	This includes any gain or loss resulting from revaluing investments to market value at the end of the year.
Gains/(losses) on investment assets	This includes any gain or loss on the sale of investments.

Notes to the Accounts

Expenditure

Recognition of expenditure	Expenditure is recognised on an accruals basis. Expenditure includes any VAT which cannot be fully recovered, and is reported as part of the expenditure to which it relates.
Expenditure on raising funds	These comprise the costs associated with attracting voluntary income, fundraising trading costs and investment management costs.
Expenditure on charitable activities	These comprise the costs incurred by the Charity in the delivery of its activities and services in the furtherance of its objects, including the making of grants and governance costs.
Grants payable	All grant expenditure is accounted for on an actual paid basis plus an accrual for grants that have been approved by the trustees at the end of the year but not yet paid.
Governance costs	These include those costs associated with meeting the constitutional and statutory requirements of the Charity, including any audit/independent examination fees, costs linked to the strategic management of the Charity, together with a share of other administration costs.
Other expenditure	These are support costs not allocated to a particular activity.

Taxation

The charity is exempt from corporation tax on its charitable activities.

Tangible fixed assets and depreciation

Depreciation is provided at the following annual rates in order to write off each asset over its estimated useful life:

Office Equipment	33%% Straight line Method
Fixtures & Fittings	20%% Straight line Method

Freehold investment property

Investment properties are measured initially at cost and subsequently at fair value at each balance sheet date and are not depreciated. All gains or losses are taken to the Statement of Financial Activities as they arise.

Stocks

Stock is included at the lower of cost or net realisable value. Donated items of stock are recognised at fair value which is the amount the charity would have been willing to pay for the items on the open market.

Trade and other debtors

Trade and other debtors are recognised at the settlement amount due after any trade discount offered. Prepayments are valued at the amount prepaid net of any trade discounts due.

Cash and cash equivalents

Cash and cash equivalents comprise cash at bank and on hand, demand deposits with banks and other short-term highly liquid investments with original maturities of three months or less and bank overdrafts. In the statement of financial position, bank overdrafts are shown within borrowings or current liabilities. In the Statement of Cash Flows, cash and cash equivalents are shown net of bank overdrafts that are repayable on demand and form an integral part of the company's cash management.

Trade and other creditors

Short term creditors are measured at the transaction price. Other creditors and provisions are recognised where the charity has a present obligation resulting from a past event that will probably result in the transfer of funds to a third party and the amount due to settle the obligation can be measured or estimated reliably. Creditors and provisions are normally recognised at their settlement amount after allowing for any trade discounts due.

Research and development

Expenditure on research and development is written off in the year in which it is incurred.

Leased assets

Where the charity enters into a lease which entails taking substantially all the risks and rewards of ownership of an asset, the lease is treated as a finance lease.

Leases which do not transfer substantially all the risks and rewards of ownership to charity are classified as operating leases.

Assets held under finance leases are initially recognised as assets of the charity at their fair value at the inception of the lease or, if lower, at the present value of the minimum lease payments. The corresponding liability to the lessor is included in the balance sheet date as a finance lease obligation. Lease payments are apportioned between finance expenses and reduction of the lease obligation so as to achieve a constant rate of interest on the remaining balance of the liability. Finance expenses are recognised immediately, unless they are directly attributable to qualifying assets, in which case they are capitalised in accordance with the charity's policy on borrowing costs.

Assets held under finance leases are depreciated in the same way as owned assets.

Operating lease payments are recognised as an expense on a straight-line basis over the lease term. In the event that lease incentives are received to enter into operating leases, such incentives are recognised as a liability. The aggregate benefit of incentives is recognised as a reduction of rental expense on a straight-line basis.

Pension costs

The charity operates a defined contribution plan for its employees. A defined contribution plan is a pension plan under which the company pays fixed contributions into a separate entity. Once the contributions have been paid the company has no further payments obligations. The contributions are recognised as expenses when they fall due. Amounts not paid are shown in accruals in the balance sheet. The assets of the plan are held separately from the company in independently administered funds.

Receipt of donated goods, facilities and services

All donated goods, facilities and services received are recognised within incoming resources and expenditure at an estimate of the value to the charity.

2 Company status

The company is a private company limited by guarantee and consequently does not have share capital.

Care Network (Blackburn with Darwen) Ltd
Notes to the Accounts

3 Statement of Financial Activities - prior year

	Unrestricted funds 2022 £	Restricted funds 2022 £	Total funds 2022 £
Income and endowments from:			
Donations and legacies	4,659	-	4,659
Charitable activities	434,776	201,925	636,701
Investments	8	-	8
Total	439,443	201,925	641,368
Expenditure on:			
Charitable activities	5,090	62,760	67,850
Other	342,611	108,671	451,282
Total	347,701	171,431	519,132
Net gains on investments	254	(254)	-
Net income	91,996	30,240	122,236
Net income before other gains/(losses)	91,996	30,240	122,236
Other gains and losses:			
Net movement in funds	91,996	30,240	122,236
Reconciliation of funds:			
Total funds brought forward	160,174	9,639	169,813
Total funds carried forward	252,170	39,879	292,049

4 Income from donations and legacies

	Unrestricted £	Total 2023 £	Total 2022 £
Income from donations	5,773	5,773	4,659
	5,773	5,773	4,659

5 Income from charitable activities

	Unrestricted £	Restricted £	Total 2023 £	Total 2022 £
Promoting & supporting independent living	480,654	282,237	762,891	636,701
	480,654	282,237	762,891	636,701

Care Network (Blackburn with Darwen) Ltd
Notes to the Accounts

6 Income from investments

	Unrestricted	Total 2023	Total 2022
	£	£	£
Bank interest receivable	25	25	8
	<u>25</u>	<u>25</u>	<u>8</u>

7 Expenditure on charitable activities

	Unrestricted	Restricted	Total 2023	Total 2022
	£	£	£	£
<i>Expenditure on charitable activities</i>				
Promoting & supporting independent living	35,809	81,944	117,753	67,850
<i>Governance costs</i>				
	<u>35,809</u>	<u>81,944</u>	<u>117,753</u>	<u>67,850</u>

8 Expenditure on administration of charitable activities

	Unrestricted	Restricted	Total 2023	Total 2022
	£	£	£	£
Employee costs	282,094	106,977	389,071	346,634
Premises costs	28,859	-	28,859	43,011
Amortisation, depreciation, impairment, profit/loss on disposal of fixed assets	376	-	376	376
General administrative costs	83,393	3,189	86,582	56,881
Legal and professional costs	5,941	-	5,941	4,380
	<u>400,663</u>	<u>110,166</u>	<u>510,829</u>	<u>451,282</u>

9 Net income before transfers

	2023	2022
	£	£
This is stated after charging:		
Depreciation of owned fixed assets	-	-
Depreciation of assets held under finance leases and hire purchase contracts	376	376
Independent Examiner's fee	<u>3,500</u>	<u>2,520</u>

10 Staff costs

	2023	2022
	£	£
Salaries and wages	389,071	346,634
	<u>389,071</u>	<u>346,634</u>

No employee received emoluments in excess of £60,000.

11 Tangible fixed assets

	Office Equipment	Fixtures & Fittings	Total
	£	£	£
Cost or revaluation			
At 1 April 2022	7,750	4,802	12,552
At 31 March 2023	<u>7,750</u>	<u>4,802</u>	<u>12,552</u>
Depreciation and impairment			
At 1 April 2022	7,750	3,296	11,046
Depreciation charge for the year	-	376	376
At 31 March 2023	<u>7,750</u>	<u>3,672</u>	<u>11,422</u>
Net book values			
At 31 March 2023	-	1,130	1,130
At 31 March 2022	-	1,506	1,506

12 Debtors

	2023	2022
	£	£
Trade debtors	-	69,081
Prepayments and accrued income	71,397	32,262
	<u>71,397</u>	<u>101,343</u>

13 Creditors:

amounts falling due within one year

	2023	2022
	£	£
Trade creditors	1,553	964
Other taxes and social security	31,311	40,435
Other creditors	10,572	-
Accruals	12,835	25,787
Deferred income	49,990	150,939
	<u>106,261</u>	<u>218,125</u>

14 Movement in funds

	At 1 April 2022	Incoming resources (including other gains/losses) £	Resources expended £	At 31 March 2023 £
Restricted funds:				
Restricted income funds:				
	39,879	282,237	(192,110)	130,006
<i>Total</i>	<u>39,879</u>	<u>282,237</u>	<u>(192,110)</u>	<u>130,006</u>
Unrestricted funds:				
General funds	252,170	486,452	(436,472)	302,150
Total funds	<u>292,049</u>	<u>768,689</u>	<u>(628,582)</u>	<u>432,156</u>

15 Analysis of net assets between funds

	Unrestricted funds £	Restricted funds £	Total £
Fixed assets	1,130	-	1,130
Net current assets	433,266	(2,240)	431,026
	<u>434,396</u>	<u>(2,240)</u>	<u>432,156</u>

16 Reconciliation of net debt

	At 1 April 2022 £	Cash flows £	At 31 March 2023 £
Cash and cash equivalents	407,325	58,565	465,890
	<u>407,325</u>	<u>58,565</u>	<u>465,890</u>
Net debt	<u>407,325</u>	<u>58,565</u>	<u>465,890</u>

17 Related party disclosures

Controlling party

The company is limited by guarantee and has no share capital; thus no single party controls the company.

18 Promoting & Supporting Independent Living	Unrestricted Funds £	Restricted Funds £	2023 Total £
Analysis of Income			
CONTRACTS & SERVICE LEVEL AGREEMENTS			
- Community Champions Project		40,000	40,000
- Helping People to Stay Happy, Healthy & Well	240,031		240,031
- Healthy Homes Project	75,035		75,035
- Healthy Homes Child Safety Equipment		5,253	5,253
- Core	21,400		21,400
Lancashire & South Cumbria FT:			
- Personalised Care Project	49,800		49,800
GRANTS			
Blackburn with Darwen Borough Council:			
- DFG Pilot Project	68,478		68,478
- Heating Support Fund		142,003	142,003
- Digital Café		17,486	17,486
- Education through Engagement		10,000	10,000
- Holiday Activity Fund		15,000	15,000
- LD Partnership	15,750		15,750
Charities Trust - H&H@H Cadent Foundation		40,614	40,614
The Energy Saving Trust			
- Energy Redress WaTCH Project		6,585	6,585
Eric Wright Charitable Trust			
- Excellence Award Grant and Core Services	10,160		10,160
Foundations Independent Living Trust			
- NEA Warm & Safe Fund and Gas Safe Charity		2,296	2,296
NHS Greater Preston CCG			
- Data Mapping Project		3,000	3,000
	480,654	282,237	762,891

Care Network (Blackburn with Darwen) Ltd
Notes to the Accounts

	Unrestricted Funds £	Restricted Funds £	2022 Total £
Promoting & Supporting Independent Living			
CONTRACTS & SERVICE LEVEL AGREEMENTS			
Blackburn with Darwen Borough Council:			
- LD Partnership Board	15,000		15,000
- Helping People to Stay Happy, Healthy & Well	242,609		242,609
- Healthy Homes Project	63,785		63,785
- Healthy Homes Child Safety Equipment	9,994		9,994
- Healthy Homes - Memory Matters Project	15,000		15,000
- HSC Funded Self Isolation Project	3,925		3,925
- Excess Winter Mortality Plan	15,000		15,000
Lancashire & South Cumbria FT:			
- Personalised Care Project	41,000		41,000
NHS - Greater Preson CCG Lancashire Services Finder			
Helpdesk and Assurance Project	12,500		12,500
GRANTS			
AGE UK BWD			
- No Place Like Home Leaflets	48		48
Blackburn with Darwen Borough Council:			
- Covid Community Champions		60,000	60,000
- Covid Local Support Scheme for Core Services and Utilities		4,250	4,250
- Covid Winter Grant Scheme		12,250	12,250
- Healthy Homes - Stay Warm Booklets	915		915
- Household Support Fund		135	135
- Our Community Our Future British Sign Language		4,210	4,210
Blackburn with Darwen CVS Population Health			
- Population Health Management Project		12,911	12,911
Charities Trust - H&H@H Cadent Foundation		48,237	48,237
The Energy Saving Trust			
- Energy Redress WaTCH Project		24,333	24,333
Eric Wright Charitable Trust			
- Excellence Award Grant and Core Services	15,000		15,000
Foundations Independent Living Trust			
- NEA Warm & Safe Fund and Gas Safe Charity		3,104	3,104
NHS Greater Preston CCG			
- Data Mapping Project		10,800	10,800
Northern Digital atalyst			
- HLSC Assurance Support for Digital Gaps		2,500	2,500
Innovations			
- Digital Mapping Project		4,995	4,995
Spring North Ltd			
- Social Integration Community Ambassadors		14,200	14,200
	434,776	201,925	636,701

Care Network (Blackburn with Darwen) Ltd
Notes to the Accounts

19 Restricted Funds	1 April	Incoming	Outgoing	Transfers	31 March
Current Year	2022	Funds	In the Year	Funds	2023
	£	£	£	£	£
Blackburn with Darwen Borough Council:					
- Healthy Homes Child Safety Equipment	1,359	5,253	(2,441)		4,171
- LD Funding (previously Covid Community Champions)	11,883	40,000	(45,529)		6,354
- Household Support Fund (previously Covid Winter Grant Scheme)	18,301	142,003	(41,625)		118,679
- Our Community Our Future British Sign Language	1,669		(1,669)		-
- Digital Café		17,486	(17,486)		-
- Education through Engagement		10,000	(10,000)		-
- Holiday Activity Fund		15,000	(15,000)		-
Blackburn with Darwen CVS Population Health					
- Population Health Management Project					-
Charities Trust - H&H@H Cadent Foundation	601	40,614	(41,215)		-
The Energy Saving Trust					
- Energy Redress WaTCH Project	(531)	6,585	(6,054)		-
Foundations Independent Living Trust					
- NEA Warm & Safe Fund and Gas Safe Charity	729	2,296	(2,223)		802
NHS Greater Preston CCG					
- Data Mapping Project		3,000	(3,000)		-
Spring North Ltd:					
- Social Integration Community Ambassadors	5,868		(5,868)		-
	39,879	282,237	(192,110)	0	130,006

Care Network (Blackburn with Darwen) Ltd
Notes to the Accounts

19 Restricted Funds	1 April	Incoming	Outgoing	Transfers	31 March
Prior Year	2021	Funds	In the Year	Funds	2022
Blackburn with Darwen Borough Council:					
- Healthy Homes Child Safety Equipment	1,359	-	-		1,359
- Covid Community Champions		60,000	(48,117)		11,883
- Covid Local Support Scheme for Core Services and Utilities		4,250	(4,250)		-
- Covid Winter Grant Scheme	7,801	12,250	(1,750)		18,301
- Household Support Fund		135	(135)		-
- Our Community Our Future British Sign Language	361	4,210	(2,902)		1,669
Blackburn with Darwen CVS Population Health					
- Population Health Management Project		12,911	(12,911)		-
Charities Trust - H&H@H Cadent Foundation	258	48,237	(47,894)		601
The Energy Saving Trust					
- Energy Redress WaTCH Project	(394)	24,333	(24,470)		(531)
Foundations Independent Living Trust					
- NEA Warm & Safe Fund and Gas Safe Charity		3,104	(2,375)		729
NHS Greater Preston CCG					
- Data Mapping Project		10,800	(10,800)		-
Northern Digital atalyst					
- HLSC Assurance Support for Digital Gaps		2,500	(2,500)		-
Pennine Lancs Digital Public Health and Innovations					
- Digital Mapping Project		4,995	(4,995)		-
Spring North Ltd:					
- Social Integration Community Ambassadors		14,200	(8,332)		5,868
- 5 A Side Football Project	254			(254)	-
	9,639	201,925	(171,431)	(254)	39,879

Care Network (Blackburn with Darwen) Ltd
Detailed Statement of Financial Activities
for the year ended 31 March 2023

	Unrestricted funds 2023 £	Restricted funds 2023 £	Total funds 2023 £	Total funds 2022 £
Income and endowments from:				
Donations and legacies				
Income from donations	5,773	-	5,773	4,659
	<u>5,773</u>	<u>-</u>	<u>5,773</u>	<u>4,659</u>
Charitable activities				
Promoting & supporting independent living	480,654	282,237	762,891	636,701
	<u>480,654</u>	<u>282,237</u>	<u>762,891</u>	<u>636,701</u>
Investments				
Bank interest receivable	25	-	25	8
	<u>25</u>	<u>-</u>	<u>25</u>	<u>8</u>
Total income and endowments	486,452	282,237	768,689	641,368
Expenditure on:				
Charitable activities				
Promoting & supporting independent living	35,809	81,944	117,753	67,850
	<u>35,809</u>	<u>81,944</u>	<u>117,753</u>	<u>67,850</u>
Total of expenditure on charitable activities	35,809	81,944	117,753	67,850
Employee costs				
Salaries/wages	282,094	106,977	389,071	346,634
	<u>282,094</u>	<u>106,977</u>	<u>389,071</u>	<u>346,634</u>
Premises costs				
Other premises costs	28,859	-	28,859	43,011
	<u>28,859</u>	<u>-</u>	<u>28,859</u>	<u>43,011</u>
General administrative costs, including depreciation and amortisation				
Depreciation of Office Equipment	-	-	-	-
Depreciation of Fixtures & Fittings	-	-	-	-
Depreciation of	376	-	376	376
Bank charges	246	-	246	218
General insurances	4,058	-	4,058	2,707
Information and publications	23,232	-	23,232	5,860
Sundry expenses	55,857	3,189	59,046	48,096
	<u>83,769</u>	<u>3,189</u>	<u>86,958</u>	<u>57,257</u>

Care Network (Blackburn with Darwen) Ltd
Detailed Statement of Financial Activities

	Unrestricted funds 2023 £	Restricted funds 2023 £	Total funds 2023 £	Total funds 2022 £
Legal and professional costs				
Audit/Independent examination fees	825	-	825	2,520
Accountancy and bookkeeping	3,700	-	3,700	-
Consultancy fees	1,416	-	1,416	1,860
	<u>5,941</u>	<u>-</u>	<u>5,941</u>	<u>4,380</u>
Total of expenditure of other costs	<u>400,663</u>	<u>110,166</u>	<u>510,829</u>	<u>451,282</u>
Total expenditure	<u>436,472</u>	<u>192,110</u>	<u>628,582</u>	<u>519,132</u>
Net gains on investments	-	-	-	-
	<u>49,980</u>	<u>90,127</u>	<u>140,107</u>	<u>122,236</u>
Net income				
Net income before other gains/(losses)	<u>49,980</u>	<u>90,127</u>	<u>140,107</u>	<u>122,236</u>
Other Gains	-	-	-	-
	<u>49,980</u>	<u>90,127</u>	<u>140,107</u>	<u>122,236</u>
Net movement in funds				
Reconciliation of funds:				
Total funds brought forward	252,170	39,879	292,049	169,813
Total funds carried forward	<u>302,150</u>	<u>130,006</u>	<u>432,156</u>	<u>292,049</u>