

The Insolvency Act 1986**Notice of statement of affairs**

Name of Company Spark Energy Supply Limited	Company number 05857467
In the High Court of Justice [full name of court]	Court case number 010108 of 2018

(a) Insert full
name(s) and
address(es) of
administrator(s)

We (a)

Alistair McAlinden
KPMG LLP
Saltire Court
20 Castle Terrace
Edinburgh
EH1 2EG

Blair Carnegie Nimmo
KPMG LLP
Saltire Court
20 Castle Terrace
Edinburgh
EH1 2EG

attach a copy of:-

- * Delete as applicable
- * the statement(s) of affairs
 - * the statement(s) of concurrence
 - * ~~a copy of the court order limiting disclosure in respect of the statement of affairs~~

in respect of the administration of the above company.

Signed



Joint Administrator

Dated

18 January 2019

Contact Details:

You do not have to give any contact information in the box opposite but if you do, it will help Companies House to contact you if there is a query on the form
The contact information that you give will be visible to searchers of the public record

Lorelle McLennan
KPMG LLP
Saltire Court
20 Castle Terrace
Edinburgh
EH1 2EG United Kingdom

Tel 0131 451 7771

MONDAY



A13

A7XL02U8

21/01/2019

#101

COMPANIES HOUSE

When you have completed and signed this form, please send it to the Registrar of Companies at:-

Companies House, Crown Way, Cardiff CF14 3UZ

DX 33050 Cardiff

Statement of Concurrence

Name of Company Spark Energy Supply Limited	Company number 05857467
In the High Court of Justice (full name of court)	Court case number 010108 of 2018

With regards to the Statement of Affairs of
Spark Energy Supply Limited
(the 'Company')


made on 7 January 2019

by Hamish Osborn

Statement of Truth

I Chris Gauld, Ettrick Riverside, Dunsdale Road, Selkirk, TD7 5EB

concur with the Statement of Affairs of the Company and I believe that the facts stated in the Statement of Affairs are a full, true and complete statement of the affairs of the Company on the date that it entered administration

Full name Chris Gauld
Signed 
Dated 14/01/2019

Statement of affairs

Name of Company Spark Energy Supply Limited	Company number 05857467
In the High Court of Justice [full name of court]	Court case number 010108 of 2018

(a) Insert name and address of registered office of the company

Statement as to the affairs of (a) Spark Energy Supply Limited (the 'Company'), Regent House, 316 Beulah Hill, Upper Norwood, London, SE19 3HF

(b) Insert date

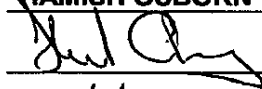
On the 28 November 2018, the date that the Company entered administration.

Statement of Truth

I believe that the facts stated in this statement of affairs are a full, true and complete statement of the affairs of the Company as at 28 November 2018 the date that the Company entered administration.

Full name **HAMISH OSBORN**

Signed



Dated

7/1/19

Assets	Book Value £'000	Estimated to Realise £'000
Assets subject to fixed charge:	NONE	NONE
Total assets subject to fixed charge	NONE	NONE
Less: Amount(s) due to fixed charge holder(s)	NONE	NONE
Shortfall/surplus to fixed charge holder(s) c/d	NONE	NONE
Assets subject to floating charge:		
Total assets subject to floating charge		
Uncharged assets		
Trade debtors	72,410	16,839
Software	5,841	NIL
Capitalised sales commissions	6,915	NIL
Other debtors	2,726	NIL
HMRC (VAT)	495	495
Collateral	929	NIL
Stock	161	60
Total uncharged assets	89,477	17,394
Estimated total assets available for preferential creditors	89,477	17,394

[Signature]

7/1/19

A1 – Summary of Liabilities

	Estimated to realise £'000
Estimated total assets available for preferential creditors (carried from page A)	17,394
Liabilities	
Preferential creditors:-	
Preferential (employee) creditors (No.)	NONE
Other preferential creditors	NONE
Estimated deficiency/surplus as regards preferential creditors	17,394
Less uncharged assets	N/A
Net Property	17,394
Estimated prescribed part of net property where applicable (to carry forward)	N/A
Estimated total assets available for floating charge holders	17,394
Debts secured by floating charges	NONE
Estimated deficiency of assets after floating charges	17,394
Estimated prescribed part of net property where applicable (brought down)	N/A
Uncharged assets	N/A
Total assets available to unsecured creditors	17,394
Unsecured non-preferential claims (excluding any shortfall to floating charge holders)	
Unsecured (trade) (non-preferential) creditors	84,738
Unsecured (employee) creditors (No.)	NONE
Unsecured (pre-paid consumer) creditors (No.)	NONE
Estimated deficiency as regards unsecured creditors	67,344
Shortfall to fixed charge holders (brought down)	
Shortfall to preferential creditors (brought down)	NONE
Shortfall to floating charge holders (brought down)	NONE
Estimated deficiency as regards creditors	67,344
Issued and called up capital	NIL
Estimated total deficiency as regards members	67,344

Signature



Date

7/1/19

COMPANY TRADE CREDITORS

Note: You must include all creditors with the EXCEPTION of employee creditors and pre-paid consumer creditors. You must confirm if any of the creditors are under hire-purchase, chattel leasing or conditional sale agreements by stating which of these (if any) are applicable in the column below. You must also identify any creditors claiming retention of title over property in the company's possession by including a tick in the ROT column below.

Name of creditor or Claimant	Address (with postcode)	Amount of debt £'000	Details of any security held by creditor	Date security given	Value of security £	HP/Chattel/ Conditional Sale	Claiming ROT
OFGEM (ROC)		25,722					
TRADE CREDITORS	SEE APPENDIX 1	10,553					
OVO / OFGEM (SOLR LIABILITY)		19,269					
ENERGY ACCRUALS	SEE APPENDIX 2	5,108					
OTHER ACCRUALS	SEE APPENDIX 3	1,160					
HMRC (CORPORATION TAX)		45					
SPARK ENERGY LIMITED		22,085					
SPARK GAS SHIPPING LTD		796					
TOTAL		84,738					

Signature



Date

7/1/19

EMPLOYEE/FORMER EMPLOYEE CREDITORS – NOT to be filed at Companies House or uploaded to the Creditor Portal. A note should be added to the Statement of Affairs uploaded to the Creditor Portal confirming these additional schedules will be made available to creditors on request

Note: You must include all employee's claims *and* show the preferential, unsecured and total debt owed to them. The total employee preferential debt and total employee unsecured debt must also be disclosed in the Summary of Liabilities (above), together with the number of creditors to which the total debts relate.

Name of employee or former employee	Address (with postcode)	Preferential Debt £	Unsecured Debt £	Total Debt £
NONE	N/A	N/A	N/A	N/A
Totals				

Signature  Date 7/1/19

COMPANY PRE-PAID CONSUMER CREDITORS – NOT to be filed at Companies House or uploaded to the Creditor Portal. A note should be added to the Statement of Affairs uploaded to the Creditor Portal confirming these additional schedules will be made available to creditors on request

Note: You must include all pre-paid consumer creditors (i.e. customers claiming amounts paid in advance of the supply of goods or services) and show the total debt owed in the Summary of Liabilities (above), together with the number of creditors to which the total debt relates.

Name of creditor or Claimant	Address (with postcode)	Amount of debt £
NONE	N/A	N/A
Total pre-paid consumer creditor debt		

Signature [Signature] Date 7/1/19

COMPANY SHAREHOLDERS


Name of Shareholder	Address (with postcode)	No. of shares held	Nominal Value	Details of Shares held
SPARK GROUP HOLDINGS LIMITED	WARWICK HOUSE, 25-27 BUCKINGHAM PALACE ROAD, LONDON, SW1W 0PP	1	£1	
TOTALS				

Signature

Date 7/1/19


Creditors 1st draft			Movements	Final Position
Code	Name	£	Creditor	£
ELE02	Elxon Clear Ltd	£3,285		£3,285
NAT01	National Grid Electricity BSUoS	£67,871		£67,871
VUE01	Vuepoint Solutions Ltd	£19,441		£19,441
99901	999 Design	£0		£0
ACL01	Aclara Meters UK	£0		£0
BRI01	British Gas Revenue Protection	£5,820		£5,820
CEE01	Northern PowerGrid Northeast	£105,397	£55,927	£161,324
CEE02	Northern PowerGrid Yorkshire	£156,719		£156,719
CEE03	Northern Powergrid (Smart Meters)	£80,682		£80,682
CGI01	CGI IT UK LIMITED	£12,270		£12,270
CML01	Capital Meters Limited	£14,865		£14,865
CON01	Consumer Helpline	£28,980		£28,980
DCC01	DATA COMMUNICATIONS COMPANY	£0		£0
DCC02	SMART DCC	£0		£0
DCU01	DCUSA Limited	£0		£0
EDF01	Eastern Power Networks plc	£6,994		£6,994
EDF02	London Power Networks plc	£6,596		£6,596
EDF03	South Eastern Power Networks plc	£5,755		£5,755
EDF04	EDF Energy PPMIP	£4,018		£4,018
EDF05	EDF Energy Customer Field Services	£0		£0
ELE01	Electricity North West Ltd	£4,150		£4,150
ELE03	Electralink Ltd	£2,734		£2,734
ELE04	Elxon Limited	£0		£0
ELE05	Electricity Settlements Company Ltd	-£312		-£312
ELE06	Electricity North West DUoS/MAP	£154,230		£154,230
ENC01	The Electricity Network Company Ltd	£17,804		£17,804
ENE01	Energetics Electricity Ltd	£0		£0
EON01	E.ON (Prepayments)	£35,483	£118,198	£153,682
EON02	E.ON UK Energy Services Limited	£470,359		£470,359
ESP01	ESP Electricity Limited	£13,406		£13,406
FIR02	First Utility	£4,487		£4,487
FIT01	Ofgem E-Serve - Feed-in Tariff	£1,199,777		£1,199,777
G4S01	Morrison Data Services Limited	£364,874	£355,205	£720,079
HAR01	Harlaxton Energy Networks	£0		£0
IMP01	Imprimus PLC	£0		£0
IND01	Independent Power Networks	£6,990		£6,990
ITR01	Itron Metering Solutions UK Ltd	£266,691		£266,691
LOW01	Lowri Beck Services Ltd	£27,455		£27,455
LOW02	Low Carbon Contracts Company	£77,307		£77,307
MAC01	Macquarie Leasing Limited	£6,580	£58,441	£65,021
MAC02	MM3	£72,671		£72,671
MAC04	Macquarie Bank Limited	£0		£0
MAC05	Macquarie Meters 5 Limited	£18		£18
MAP01	MAPLECO LTD	£5,196	£3,057	£8,253
MET02	Meter Fit (North West) Limited	£12,899	£23,933	£36,832
MET03	Meter Fit (North East) Limited	£8,966	£14,570	£23,536
MET04	Meter Fit 2 Limited	£2,249	£4,136	£6,386

MET05	Meter Fit 3 Limited	£13,362	£27,214	£40,575
MET06	Meter Fit Assets Limited	£8,959	£4,545	£13,504
MET07	Meter Fit 4 Ltd	£16,643	£32,107	£48,749
MET08	Meter Fit 5 Ltd	£12,258	£14,725	£26,983
MET09	Meter Fit 10 Ltd	£5,283	£3,409	£8,692
MET10	Meter Fit 20 Ltd	£1,492	£596	£2,088
MET11	Meter Corp	£5,234		£5,234
MRA01	MRA Service Company Limited	£0		£0
NAT02	National Grid TNUoS	£53,077		£53,077
NAT03	National Grid	-£711,603		-£711,603
NAT04	National Grid Smart	£120,740		£120,740
NPO01	Npower North East	£0		£0
NPO02	Npower Yorkshire	£0		£0
NPO03	Npower (Prepayments)	£2,098		£2,098
OFG01	OFGEM WHD	£0		£0
ONS01	Onstream (Macquarie)	£48,113	£93,906	£142,019
PAY05	Paypoint Network UK	£34,023		£34,023
PAY06	Paypoint Collections UK	£2,122		£2,122
PAY07	Paypoint Payment Services	£30		£30
PEE01	Leep Electricity Networks	£0		£0
PLA01	Plastic Card Services Ltd	£0		£0
SEC01	Secure Meters UK Ltd	£81,628		£81,628
SIE01	Siemens Metering Services	£2,307,794	£52,147	£2,359,941
SMA03	Utilita Field Services	£6,056		£6,056
SMA04	Smart Energy GB	£0		£0
SMA06	Smart Meter Assets 1 Ltd	£21,041		£21,041
SMD01	Smart Meter Device Assurance	£0		£0
SMS01	SMS Energy Services	£838		£838
SOU01	Southern Electricity Power Dist Plc	£0		£0
SPA01	SPAA Limited	£0		£0
SPD01	SP Distribution Ltd	£128,904		£128,904
SPD02	SP Dataserve Ltd	£6,414		£6,414
SPE01	Scottish Power Energy Retail Ltd	£3,477		£3,477
SPE02	SP Energy Networks	£0		£0
SPM01	SP Manweb plc	£160,163		£160,163
SPS01	SP Smart Meter	£13,838		£13,838
SSE01	SSE Power Distribution Hydro	£46,049		£46,049
SSE02	SSE Power Distribution Southern	£258,968		£258,968
SSE03	Scottish and Southern Energy plc	£2,933		£2,933
SSE04	SSE MAP	£109,634		£109,634
SSE06	SSE Revenue Protection	£11,930		£11,930
THE10	The Ombudsman Service Ltd	£81,054		£81,054
UKM01	SMS Meter Assets Limited	£87,838	£445,232	£533,070
UKP02	UK Power Distribution	£0		£0
UNI01	Amey Metering Ltd	£3,184		£3,184
UTI01	Utiligroup Limited	£16,802		£16,802
UTI04	Foresight Metering	£4,454		£4,454
WES01	Western Power Distribution S Wales	£75,653		£75,653
WES02	Western Power Distribution S West	£146,869		£146,869
WPD05	WPD - East Midlands	£203,532		£203,532
WPD06	WPD - West Midlands	£188,377		£188,377
WPD07	WPD Midlands (Metering)	£16,955		£16,955



			£0
			£0
CAP01	Capital Meters Limited	£23,073	£23,073
ENE02	ENERGY ASSETS LTD	£823	£823
EXC01	EXOTERIC	£61	£61
LOW06	Lowri Beck	£11,912	£11,912
NAT05	National Grid Smart	£75,313	£75,313
SCO02	Scotland Gas Networks plc (Metering)	£810	£810
SGN01	SGN Metering	£32,560	£32,560
SMA02	Smart Meter Assets 1 Ltd	£10,262	£10,262
SOU02	Southern Gas Networks (Metering)	£2,631	£2,631
WAL02	Wales & West Utilities (Metering)	£1,589	£1,589
			£0
1ST03	1ST LOCATE (UK) LTD	£112,283	£112,283
AIC01	Allied International Credit (UK) Limited	£633,248	£633,248
BWL01	BW Legal Services Limited	£50,809	£50,809
CHA10	Engage Services Ltd	£21,188	£21,188
CRE03	Credit Style Limites	£248	£248
CRE04	Credit Resource Solutions Ltd	£14,263	£14,263
CUS01	CustomerSure Ltd	£2,398	£2,398
EXP01	Experian UK plc	£21,650	£21,650
J&P01	Judge & Priestley	£15,529	£15,529
OPO01	OPOS Limited	£41,764	£41,764
PAS02	Pastdue Credit Solutions Ltd	£20,674	£20,674
RES03	Resolvecall Ltd	£36,871	£36,871
SHA03	Shakespeare Martineau	£151	£151
ZIN01	Zinc Group Ltd	£35,399	£35,399
			£0
MON02	Money Expert	£546,654	£546,654
ENE03	TECS	£67,632	£67,632
TRA01	Trade Doubler	£34,756	£34,756
CHO02	Choose Leads	£3,600	£3,600
2LET1	2LET	£20	£20
ACQ01	Acquire	£162	£162
AND08	Andrew Louis	£120	£120
AQA01	AQA Properties	£35	£35
ARD03	Arden Property Managment	£90	£90
ARH01	Archbold & Edwards Ltd	£72	£72
ASC02	Ascend Estates	£1,656	£1,656
ASS01	Assured	£90	£90
BAR04	Barkers Estate	£174	£174
BAR05	Barkers Estate	£678	£678
BAR06	Barkers Estate	£48	£48
BAR07	Barkers Estate	£66	£66
BAR11	Nicholas J	£204	£204
BEL20	Belvoir Boston	£48	£48
BEL22	Belvoir	-£4,662	-£4,662
BEN01	Benham Reeves	£3,474	£3,474
BER01	Berkley Estate	£306	£306
BRA01	Bradshaw	£66	£66
BRE01	Breckon Breckon	£612	£612

BUR03	Burgh Property	£60	£60
BUT06	Graham Butt	£235	£235
CAS10	Castledean - Bishop Auckland	£132	£132
CAS11	Castledene - Hegartys	£72	£72
CAS12	Castledean - Seanham	£24	£24
CAS13	Castledean - Easington	£54	£54
CAS14	Castledean - Hartlepool	£96	£96
CDM01	Winchester Lettings	£72	£72
CEN01	Century	£105	£105
CEN02	Centrick Property Sales	£2,232	£2,232
CHA08	Chancellors	£10,350	£10,350
CHO01	Choices Estate	£384	£384
CIT04	City Residential	£252	£252
CLI01	Click Lettings	£66	£66
COA02	Coalters Lettings	£126	£126
COL03	Colin Dean	£102	£102
COM03	Complete RPI	£306	£306
CON03	Concentric Company	£162	£162
COU02	Countrywide	£212,730	£212,730
DAV05	David Clarke	£30	£30
DEX01	Dexters	£11,784	£11,784
ELD02	Kipod Ltd	£108	£108
ETI01	Etimon Property	£60	£60
EUR01	Eurolink Group	£6,859	£6,859
FEA01	Featherstone Leigh Limited	£684	£684
FLA01	Flat Company	£132	£132
FOL01	Folio London	£222	£222
FRI02	Friendship, Care	£675	£675
GAS01	Gascoigne Halman Ltd	£2,220	£2,220
GG01	GGHT	£1,770	£1,770
GIB02	Gibbs Gillespie	£3,744	£3,744
GOL02	Golding Estates	£156	£156
GOO03	Goodfellows	£510	£510
GOO04	Good2Rent	£600	£600
GRA01	Grant Property	£450	£450
GRE02	Greater London	£192	£192
GRE03	Green Co Limited	£240	£240
GRE05	Gregor Fortune	£65	£65
HAW03	Hawes & Co	£1,140	£1,140
HEL02	Helena	£3,405	£3,405
HOM09	Homepoint Estate	£138	£138
HOM11	HomeLets	£72	£72
HUN01	Hunter Leahy	£102	£102
JAC03	Jackson Green & Preston	£684	£684
JEW01	Jewel Homes	£192	£192
JOS01	Joseph Rowntree	£120	£120
JPH01	JP Homes	£420	£420
JUL02	Julie Twist	£306	£306
KAR01	Karl Tatler	£444	£444
KEL01	Kelrick Properties	£42	£42
KER01	Kernow Property Services	£90	£90
KIN06	Kings Property	£924	£924



LAW01	Lawsons Company	£174	£174
LEA03	Leaders	£41,018	£41,018
LIF01	Life Residential	£7,920	£7,920
LIM01	Lime Properties	£438	£438
LIN06	LinnMac Property Ltd	£48	£48
LOM02	Lomond Property	£11,580	£11,580
LON01	Longhurst Havelok	£1,965	£1,965
LOV02	Lovett Sales	£174	£174
LSL01	LSL Property	£38,760	£38,760
LUD01	Ludlow Thompson	£2,616	£2,616
M&M01	M&M Properties	£396	£396
MAC03	Macleod Lettings	£66	£66
MAN03	Mantilla Ltd	£492	£492
MAR08	Martin Co	£426	£426
MAT02	Matthew James	£42	£42
MAT03	Matthew Anthony	£42	£42
MAX01	Maxine Lester	£186	£186
MEA01	Mears Group	£2,808	£2,808
MER03	Merryweathers	£210	£210
MIL03	Miller and Son SW LLP	£180	£180
MON04	Energy Angels Group Ltd	£36,312	£36,312
MOR03	Morgans City Living	£900	£900
NOC01	Nock Deighton	£216	£216
NOR03	Northfields Estates Ltd	£120	£120
ONE03	One Utility Bill	£13,331	£13,331
OUT01	Outlook Property	£1,440	£1,440
OYS01	Oyster Properties	£90	£90
PAR01	Parmars Estates	£115	£115
PAR04	Partner Property 4 U	£65	£65
PET02	Peter Alan	£7,224	£7,224
PHI03	Philip Martin	£312	£312
PRO12	Prospect	£2,580	£2,580
REG04	Regent Global	£120	£120
REI03	Relver Property	£20	£20
REN01	Rent Connect	£100	£100
ROB02	Robinsons	£72	£72
ROB03	Robert Aston	£72	£72
ROM01	Peter Fuller	£12,830	£12,830
SAL05	Saltouns Limited	£78	£78
SAM02	Samuel Wood	£204	£204
SAW01	Sawyer & Co Sales & Lettings	£240	£240
SBH01	SBHA	£2,445	£2,445
SCO08	Scott Fraser	£486	£486
SEQ01	Sequence Connells	£45,516	£45,516
SEQ02	Connells Office	£27,138	£27,138
SEQ03	Burchell Edwards	£3,588	£3,588
SHA02	Sharman Quinney	£2,082	£2,082
SLA01	Slades Homes	£204	£204
SPI02	Spire Homes	£1,095	£1,095
SPL05	Splendid Property Management	£30	£30
THO03	Thorgills	£12	£12
THO04	Thomas Morris	£792	£792

Handwritten signature

TOW05	Townends		£7,332	£7,332
TRI01	Trinity Factors		£186	£186
TUR02	Turner Carr		£144	£144
UTI08	Utility Renewals		£7,029	£7,029
VEN02	BFL Property		£384	£384
VIV01	Vivark Ltd		£3,750	£3,750
WAL02	Walton & Allen		£246	£246
WAT05	Robert Watts Property Management		£168	£168
WIL04	Wilson Tominey		£216	£216
WRI03	Wrights Welwyn		£155	£155
		£6,868,923	£3,683,878	£10,552,801

Shila

Appendix 2
Energy Accruals
Nov-18

Nom code	Creditors 1st draft		Movements	Final Position
	Category	£	SGS	£
6315	Positive Electricity Imbalance	-£154,320		-£154,320
6315	TNUoS	£1,235,930		£1,235,930
6315	Feed-In Tariff	-£901,310		-£901,310
6315	BSUoS	-£171,590		-£171,590
6315	DUoS	-£2,507,570		-£2,507,570
6315	Meter Reading	-£69,760	-£3,300	-£73,060
6315	Data Collection	-£22,550		-£22,550
6315	Smart Data Collection	-£350,153		-£350,153
6315	Environmental Charge	-£129,050		-£129,050
6315	Prepayment Infrastructure	-£125,930	-£25,810	-£151,740
6315	Prepayment Meter Operation	-£11,550	-£41,040	-£52,590
6315	Credit Meter Leasing	-£106,780	-£170,670	-£277,450
6315	Smart Prepayment Infrastructure	-£15,658		-£15,658
6315	Smart Meter Leasing	-£235,170	-£137,950	-£373,120
6315	Smart Meter Installations	-£58,510		-£58,510
6315	Prepayment Meter Leasing	-£134,120	-£202,410	-£336,530
6315	Electralink	-£2,330		-£2,330
6315	Metering Management	£15,960		£15,960
6315	Positive Electricity Imbalance	£1,730		£1,730
6315	TNUoS	£42,700		£42,700
6315	Feed-In Tariff	£16,350		£16,350
6315	BSUoS	£8,320		£8,320
6315	DUoS	£78,520		£78,520
6315	Meter Reading	£63,650		£63,650
6315	Data Collection	-£10		-£10
6315	Smart Data Collection	-£6,865		-£6,865
6315	Environmental Charge	£13,460		£13,460
6315	Prepayment Infrastructure	-£20		-£20
6315	Prepayment Meter Operation	-£10		-£10
6315	Smart Prepayment Infrastructure	£15		£15
6315	Data Collection	£22,550		£22,550
6315	ECO & WHD Costs	-£892,971		-£892,971
6315	ROC Accrued Costs, April 2017 to March 2018 - Interest Payable	-£130,170		-£130,170
		-£4,527,211	-£581,180	-£5,108,391

Appendix 3
Other Accruals
Nov-18

Grant Description	Creditors 1st draft		Movement		Final Position	
	Balance Sheet Value		additional		£	
Government Grants	£	111,326			£	111,326
Business Intelligence FY17	£	5,151			£	5,151
SMART DCC FY17	£	34,644			£	34,644
Feasibility Study FY17	£	4,063			£	4,063
					£	-
Debt Collection			£	481,000	£	481,000
November Commissions			£	523,885	£	523,885
					£	-
Total 6405	£	155,184	£	1,004,885	£	1,160,069

