


05351398

Cap Energy Plc

Annual Report for the year ended 31 December 2018

FRIDAY



A88KT500

A08

28/06/2019

#378

COMPANIES HOUSE

Contents**Page number**

| | |
|---|----|
| Chief Executive Statement | 2 |
| Strategic report | 3 |
| Directors' report | 7 |
| Independent auditors' report to the members of Cap Energy Plc (Group and parent company opinion) | 10 |
| Consolidated statement of comprehensive income | 13 |
| Consolidated statement of financial position | 14 |
| Consolidated statement of changes in equity | 15 |
| Consolidated statement of cash flows | 16 |
| Notes to the consolidated financial statements | 17 |
| Company balance sheet | 38 |
| Company statement of changes in equity | 39 |
| Notes to the Company financial statements | 40 |
| Company information | 45 |

Chief Executive Statement


Dear Shareholders

2018 was a strong year for the oil and gas industry. Brent crude prices averaged over \$70/bbl and peaked at over \$85. Despite a correction down to \$50 at the end of the year, 2019 saw an immediate recovery in January and, at the time of writing, Brent is again over \$70, and industry confidence is high.

The majors took the opportunity during the slump of four years ago to cut costs and are now enjoying high levels of profitability. The MSGBC basin where CAP has its assets continues to be a highly sought-after basin for exploration and the Company is in daily contact with third parties that are showing interest in our projects.

The most important corporate news of 2018 was the acquisition of Trace Atlantic's interest in the Djiffere licence offshore Senegal. In November 2018 Sencap, our wholly-owned subsidiary, concluded the deal and is now the owner of 100% of TAOL Senegal (Djiffere) Limited ("TAOL"). TAOL is the licence holder and operator of the Block Djiffere offshore with a 90% interest, the other 10% being a carried interest held by Petrosen, the NOC.

The Board is now extremely active in its pursuit of partners for its existing assets and some exciting new opportunities. We expect 2019 to be a very important year for the Company and I look forward to updating you in the near future.



Lina Haidar
Chief Executive

Strategic report for the year ended 31 December 2018

The Directors present their strategic report on the Group, for the year ended 31 December 2018.

Financial Results

The Group is in a purely exploration phase and therefore no revenues were generated during the year (2017: £nil). There was a loss attributable to shareholders of the Company of £2,646,000 (2017: loss £862,000). The increase in losses is due to higher operating costs and increase interest charges. In addition, a fair value adjustment of £1,174,000 made against the Group's carrying value of its associated company has been recognised on disposal of its 49% interest.

At the end of the year, the Group had cash balances of £21,000 (2017: £11,000).

Going concern

The operations of the Group are currently being financed from loans from certain Directors and shareholders. The Group has not yet earned revenue as it is still in the exploration phase of its business. The Group is reliant on the continuing support from certain Directors and shareholders.

The Group held cash balances of £21,000 at 31 December 2018, has obtained confirmation that the Directors will not seek repayment of their loan account balances totaling £6,875,000 until the Company is in a position to settle its liabilities as they fall due and has funding plans in place for further capital to meet the Group's planned activities.

As disclosed in Notes 10 and 12 the Group holds interests in two oil and gas exploration licences offshore Guinea-Bissau and one oil and gas exploration licence offshore Senegal.

In order to fund its share of the exploration and other licence costs, to meet day-to-day operating expenditures and add further exploration interests to the Group, it will need to raise further funds from a number of different sources which may include equity issues or a sale or farm-out of part of its interest in its licences.

The Board believes that the Group will be able to raise, as required, sufficient cash to enable it to continue its operations, including the pursuit of future exploration opportunities, and to continue to meet, as and when they fall due, its liabilities for at least the next twelve months from the date of approval of these financial statements.

However, there can be no guarantee that the required funds will be raised within the necessary timeframe. Consequently, a material uncertainty exists that may cast significant doubt on the Group's ability to fund this cash shortfall and therefore be able to meet its commitments and discharge its liabilities in the normal course of business for a period not less than twelve months from the date of this report. The financial statements do not include the adjustments that would result if the Group was unable to continue in operation.

Principal activities

The Group's principal activity is the exploration for oil and gas in sub-Saharan Africa. The principal activity of the Company is that of a parent holding company which manages the Group's strategic direction and underlying operations. The Group holds an 85.7% interest of the shares of Sphere Petroleum Corporation, a British Virgin Islands (BVI) registered company that holds interests in two explorations licences in the Republic of Guinea-Bissau, as described in the Strategic Review below. Cap Energy's interests in Block 1 and Block 5B were officially gazetted by the Government of Guinea-Bissau on 19th February 2013. Petroguin, the Guinea-Bissau national oil company, is a carried partner during the exploration period.

In February 2014, Cap Energy Plc through its wholly owned subsidiary Sencap Limited acquired a 49% equity stake in TAOL Senegal (Djiffere) Limited (a subsidiary of Trace Atlantic Oil Limited), which had a 90% interest in the Djiffere Offshore Licence and is the Licence Operator. As described in Note 12 to the Consolidated Financial Statements, Sencap acquired the remaining 51% interest in TAOL Senegal (Djiffere) Limited in November 2018. The Block Djiffere Offshore licence area covers 4,459 Km² in the shallow waters of the Senegal (Mauritania-Senegal-Gambia-Bissau-Conakry) Basin. Below is a summary of the Group's interests and partners in the three exploration blocks as at the date of this report:

| Guinea-Bissau | Block 1, (Corvina) | Licence Participants | Effective Interest | Cost Interest |
|---------------|-----------------------|-------------------------------|--------------------|---------------|
| | | Trace Atlantic Oil (operator) | 52% | 65% |
| | | Cap Energy | 24% | 35% |
| | | Petroguin (NOC) | 20% | - |
| | | SPQSC * | 4% | - |
| Guinea-Bissau | Block 5B, (Becuda) | Licence Participants | Effective Interest | Cost Interest |
| | | Trace Atlantic Oil (operator) | 58.50% | 65% |
| | | Cap Energy | 27% | 35% |
| | | Petroguin (NOC) | 10% | - |
| | | SPQSC * | 4.5% | - |
| Senegal | Block Djiffere | Licence Participants | Effective Interest | Cost Interest |
| | | Trace Atlantic Oil | Sold to CAP | - |
| | | Cap Energy (operator) | 90 % | 100% |
| | | Petrosen (NOC) | 10% | - |

*Minority shareholder in Sphere Petroleum Corporation and carried during first and second exploration periods (2D and 3D surveys)

The Board is convinced of the potential for significant shareholders' value generation in sub-Saharan African exploration & production and is committed to materially expanding its asset base and activity in the region.

Review of the business

A significant step forward took place in 2018 with the acquisition of the remaining 51% of TAOL Senegal (Djiffere) Limited, the licence-holder and operator of Block Djiffere offshore Senegal. This is a highly prospective area, with nearby discoveries, and being in control of the licence allows us to have a much more focused negotiating position with prospective partners.

We have also been developing our relationships with government oil companies in both Senegal and Guinea-Bissau in order to get a better perspective on potential mutually beneficial opportunities.

Senegal

The Djiffere block is adjacent to the highly prospective Rufisque, Sangomar and Sangomar Deep blocks which contain the SNE-1 and FAN-1 2014 oil discoveries and the subsequent successful appraisal and exploration wells (Bellatrix-1) as announced by Cairn Energy.

In June 2015, the Company announced the results of an independent interpretation by Gas Mediterraneo & Petrolio of 3,750km 2D seismic data over Djiffere. This modern 2D seismic was acquired during 2014 by the operator and well ties were made to the nearest oil discoveries. Several structural leads and prospects were mapped on the block. The largest prospect is the Antelope structure, a multi-layered three-way rollover against a fault, whose main layer is estimated to contain prospective resources of 189 mmbo (Pmean recoverable) in Campanian sands and with a total estimate at all layers of 220 mmbo (Pmean recoverable). 10 more prospects or leads have been identified, with estimated prospective resources (Pmean recoverable) varying between 4 and 94 mmbo, for a total aggregate of 367 mmbo.

The Company has made good progress in its seismic program to acquire new 3D data to further delineate drilling prospects identified by the 2D survey.

The issues identified last year against FAR were resolved and no action was necessary by either side.

Guinea Bissau

Guinea-Bissau, Block 5B has been and continues to be of significant interest for Cap Energy, with the largest prospects in the Company's portfolio which combined or individually have billion-barrel recoverable prospective resource potential. Two of these prospects are analogues to the Cairn Energy SNE-1 and FAN-1 exploration success in Senegal. Guinea-Bissau Block 1 is under technical consideration. Whilst it has significant on block prospective resources this is over numerous prospects smaller in size and spread over a wide area compared to either Block 5B or Senegal.

During 2016 the interpretation of 2,673 Km² of 3D seismic was completed which identified leads and prospects in the platform and basin.

In 2017, we reported that we had started a process to farm-down our interests in Block 5B in Guinea-Bissau. Several companies are in discussion with us and we will keep shareholders updated with developments as appropriate.

We plan to acquire a 3D survey over our shallow water concession in Senegal (Djiffere). This new survey will allow us to capitalise on our investments through either a sale or a farm-out of our interests in this concession.

In cooperation with the Guinea-Bissau government, in 2017 we achieved an amelioration of the fiscal terms which has enhanced the economic performance of Blocks 1 and 5B and further reinforces our views as to the commercial attractiveness of these licences. In May 2018, the government issued a decree extending the duration of Stage 2 of Block 5B by 2 years. This brings the date for committing to drill an exploration well to April 7, 2020.

Key performance indicators (KPIs)

The Directors consider that the KPIs are:

- i) A well-funded business;
- ii) To carry out the work required on the various assets to identify viable pre-drill oil and gas exploration opportunities; and
- iii) Ultimately for the opportunities to be drilled.

The achievement of these KPIs during 2018 is dealt with in the CEO's statement and in the strategic section of the Annual Report.

Next steps

With today's continued challenging oil price environment and the increase shown in the West Africa region Cap Energy has used this to its advantage by focusing on its existing assets and benefiting from the now prevalent lower seismic and drilling costs with the intent of farming-out an interest(s). Cap Energy is now

entering the truly exciting phase where the previous years of hard work in gathering and interpreting data will in the near future be tested with the drill bit.

Principal Risks and Risk Management


Exploration is an inherently extremely risky business:

- Even the most promising prospects can have failures for many reasons, such as:
 - Hydrocarbons may not be found if there are errors in the underlying geological assumptions or analysis.
 - Hydrocarbons may have been present, but escaped due to unexpected geological events, such as the seal breaking.
 - The reservoir may not flow at commercially viable rates of flow.
 - The drilling may encounter technical problems which make it impossible or too expensive to reach the target.
- The Company may take on commitments for which it then cannot find adequate funding. Although the Company can then potentially sell all or part of its assets:
 - There is no guarantee it can find a buyer.
 - Even if it does find a buyer, the transaction may take too long and the Company's cash resources may become exhausted.

The Company's risk mitigation strategies include the following:

- The Company will not normally undertake financial responsibility for drilling. The strategy is to build seismic knowledge on each Block to the point where a financially significant number of drillable prospects have been worked up – and then sell or farm out a stake of the interest with a carry for at least one well.
- The Directors have particularly good contacts at the ministerial level and excellent local knowledge to inform decisions as to where to seek assets.
- Secure the support of several key private shareholders, and actively pursuing other sources of funding.
- The Group adheres to all current health and safety standards as recommended by the competent worldwide standard – setting organisations and to the UK's Anti-Bribery legislation. It also requires its employees and third-party contractors to confirm in writing their adherence.

Signed by order of the board



Lina Haidar
Chief Executive Officer
28 June 2019

Directors' report for the year ended 31 December 2018

The Directors present their report on the Company and its subsidiaries, Sphere Petroleum Corporation, Omcap Limited, Sencap Limited and TAOL Senegal (Djiffere) Limited (the "Group") together with the audited financial statements for the year ended 31 December 2018.

The Company is registered in England as a public company limited by shares. The Company's Ordinary Shares are trading on J P Jenkins Limited's matched bargain platform.

Results and dividends

The results for the Group for the year and the Group and Company's financial position at the end of the year are shown in the attached financial statements. The Directors do not recommend the payment of a final dividend (year ended 31 December 2017: £nil).

Business review and future developments

A full review of the business is to be found in the Strategic Review above.

Political and charitable contributions

The Group has not made any political or charitable contributions.

Financial risk management

Details of the Group's exposure to a variety of financial risks and management programme that seeks to limit the adverse effects on the financial performance of the Group are set out in Note 18 to the consolidated financial statements.

Directors

The Directors who served the Company during the year or have been appointed thereafter are shown below:

- Lina Haidar, Chief Executive Officer
- Pierantonio Tassini, Chief Operating Officer
- Alexander Haly, Non-Executive Director
- Guy Hustinx, Non-Executive Director

At the forthcoming Annual General Meeting in accordance with the Company's Articles of Association, Pierantonio Tassini will retire by rotation and being eligible, will offer himself for re-election.

Directors' remuneration

The salaries and fees paid to the Directors during the year ended 31 December 2018 was as follows:

| | 31 Dec 2018 £'000 | 31 Dec 2017 £'000 |
|---------------------|-------------------------|-------------------------|
| Lina Haidar | 126 | 120 |
| Pierantonio Tassini | 120 | 120 |
| Alexander Haly | 60 | 60 |
| Guy Hustinx | 36 | 54 |
| | 342 | 354 |

Guy Hustinx was awarded 38,000 shares in lieu of fees for the period from 1 July 2017 to 30 June 2018, which were issued on the same date for a sum equivalent to £36,000.

Post balance sheet events

There are no events subsequent to the year-end that require disclosure in these financial statements.

Employees

The Group places considerable value on the involvement of its employees and has continued its practice of keeping them informed of matters affecting them as employees and the various factors affecting the performance of the Group.

The Directors recognise that continued and sustained improvement in the performance of the Group depends on its ability to attract, motivate and retain employees of the highest calibre. Furthermore, the Directors believe that the Group's ability to sustain a competitive advantage over the long term depends in a large part on ensuring that all employees contribute to the maximum of their potential. The Group is committed to improving the performance of all employees through development and training.

The Group is an equal opportunity employer. The Group's policies seek to promote an environment free from discrimination, harassment and victimisation and to ensure that no employee or applicant is treated less favourably on the grounds of gender, marital status, age, race, colour, nationality or national origin, disability or sexual orientation or is disadvantaged by conditions or requirements, which cannot objectively be justified. Entry into, and progression within the Group, is solely determined based on work criteria and individual merit.

The Group continues to give full and fair consideration to applications for employment made by disabled persons, having regard to their respective aptitudes and abilities. The policy includes, where practicable, the continued employment of those who may become disabled during their employment and the provision of training and career development and promotion, where appropriate.

Directors' responsibilities statement in respect of the annual report and the financial statements

The Directors are responsible for preparing the Annual Report and the Group and Parent Company Financial Statements in accordance with applicable law and regulations.

Company law requires the Directors to prepare financial statements for each financial year. Under company law the Directors must not approve the financial statements unless they are satisfied that they give a true and fair view of the state of affairs of the Group and Company and of the profit or loss of the group for that period. In preparing these financial statements, the Directors are required to:

- select suitable accounting policies and then apply them consistently;
- make judgements and accounting estimates that are reasonable and prudent;
- prepare the financial statements on the going concern basis unless it is inappropriate to assume that company will continue in business.

The Directors are responsible for keeping adequate accounting records that are sufficient to show and explain the Company's transactions and disclose with reasonable accuracy at any time the financial position of the Company and the Group and enable them to ensure that the financial statements comply with the Companies Act 2006. They are also responsible for safeguarding the assets of the Company and the Group and hence for taking reasonable steps for the prevention and detection of fraud and other irregularities.

Under applicable law and regulations, the Directors are also responsible for preparing a Directors' report and Strategic report that complies with that law and those regulations.

The Directors are responsible for the maintenance and integrity of the website. Legislation in the United Kingdom concerning the preparation and dissemination of financial statements may differ from legislation in other jurisdictions.

Provision of information to auditors

Each of the persons who are Directors at the time when this Directors' Report is approved has confirmed that:

- so far as that director is aware, there is no relevant audit information of which the Company's auditors are unaware, and
- that Director has taken all the steps that ought to have been taken as a director in order to be aware of any information needed by the Company's auditors in connection with preparing their report and to establish that the Company's auditors are aware of that information.

Independent Auditors

In accordance with Section 489 of the Companies Act 2006, a resolution proposing that Crowe U.K. LLP be re-appointed will be made at the Annual General Meeting.

Annual General Meeting

A notice of the Annual General Meeting will be issued separately.

Signed by order of the board



Lina Haidar
Chief Executive

Date 28 June 2019

INDEPENDENT AUDITOR'S REPORT TO THE MEMBERS OF CAP ENERGY PLC

Opinion

We have audited the financial statements of Cap Energy Plc (the "Parent Company") and its subsidiaries (the "Group") for the year ended 31 December 2018 which comprise:

- the Group statement of comprehensive income for the year ended 31 December 2018;
- the Group and Parent Company statements financial position as at 31 December 2018;
- the Group statement of cash flows for the year then ended;
- the Group and parent company statements of changes in equity for the year then ended; and
- the notes to the financial statements, including a summary of significant accounting policies.

The financial reporting framework that has been applied in the preparation of the Group financial statements is applicable law and International Financial Reporting Standards (IFRSs) as adopted by the European Union. The financial reporting framework that has been applied in the preparation of the Parent Company financial statements is applicable law and United Kingdom Accounting Standards, including Financial Reporting Standard 102 The Financial Reporting Standard applicable in the UK and Republic of Ireland (United Kingdom Generally Accepted Accounting Practice).

In our opinion:

- the financial statements give a true and fair view of the state of the Group's and of the Parent Company's affairs as at 31 December 2018 and of the Group's loss for the year then ended;
- the Group financial statements have been properly prepared in accordance with IFRSs as adopted by the European Union;
- the Parent Company financial statements have been properly prepared in accordance with United Kingdom Generally Accepted Accounting Practice;
- the financial statements have been prepared in accordance with the requirements of the Companies Act 2006.

Basis for opinion

We conducted our audit in accordance with International Standards on Auditing (UK) (ISAs (UK)) and applicable law. Our responsibilities under those standards are further described in the Auditor's responsibilities for the audit of the financial statements section of our report. We are independent of the company in accordance with the ethical requirements that are relevant to our audit of the financial statements in the UK, including the FRC's Ethical Standard, and we have fulfilled our other ethical responsibilities in accordance with these requirements. We believe that the audit evidence we have obtained is sufficient and appropriate to provide a basis for our opinion.

Material uncertainty related to going concern

In forming our opinion on the financial statements, which is not modified, we have considered the adequacy of the disclosure made in note 2 regarding the Company's ability to continue as a going concern.

The future operations of the Company are dependent on raising additional funding to cover both working capital and the operational needs of the Group's exploration activities and further funding is required to meet

these needs, as described in note 2. The Board believes that the Company will be able to raise the required finance, however, this indicates the existence of a material uncertainty which may cast significant doubt about the Company's ability to continue as a going concern. The financial statements do not include the adjustments that would result if the Company were not to continue as a going concern.

Other information

The Directors are responsible for the other information. The other information comprises the information included in the annual report, other than the financial statements and our auditor's report thereon. Our opinion on the financial statements does not cover the other information and, except to the extent otherwise explicitly stated in our report, we do not express any form of assurance conclusion thereon.

In connection with our audit of the financial statements, our responsibility is to read the other information and, in doing so, consider whether the other information is materially inconsistent with the financial statements or our knowledge obtained in the audit or otherwise appears to be materially misstated. If we identify such material inconsistencies or apparent material misstatements, we are required to determine whether there is a material misstatement in the financial statements or a material misstatement of the other information. If, based on the work we have performed, we conclude that there is a material misstatement of this other information, we are required to report that fact.

We have nothing to report in this regard.

Opinion on other matter prescribed by the Companies Act 2006

In our opinion based on the work undertaken in the course of our audit

- the information given in the strategic report and the Directors' report for the financial year for which the financial statements are prepared is consistent with the financial statements; and
- the strategic report and the Directors' report have been prepared in accordance with applicable legal requirements.

Matters on which we are required to report by exception

In the light of the knowledge and understanding of the company and its environment obtained in the course of the audit, we have not identified material misstatements in the strategic report or the Directors' report.

We have nothing to report in respect of the following matters in relation to which the Companies Act 2006 requires us to report to you if, in our opinion:

- adequate accounting records have not been kept by the company, or returns adequate for our audit have not been received from branches not visited by us; or
- the financial statements are not in agreement with the accounting records and returns; or
- certain disclosures of Directors' remuneration specified by law are not made; or
- we have not received all the information and explanations we require for our audit.

Responsibilities of Directors

As explained more fully in the Directors' responsibilities statement set out on pages 8 and 9, the Directors are responsible for the preparation of the financial statements and for being satisfied that they give a true and fair view, and for such internal control as the Directors determine is necessary to enable the preparation of financial statements that are free from material misstatement, whether due to fraud or error.

Auditor's responsibilities for the audit of the financial statements

Our objectives are to obtain reasonable assurance about whether the financial statements as a whole are free from material misstatement, whether due to fraud or error, and to issue an auditor's report that includes our opinion. Reasonable assurance is a high level of assurance, but is not a guarantee that an audit conducted in accordance with ISAs (UK) will always detect a material misstatement when it exists.

Misstatements can arise from fraud or error and are considered material if, individually or in the aggregate, they could reasonably be expected to influence the economic decisions of users taken on the basis of these financial statements.

A further description of our responsibilities for the audit of the financial statements is located on the Financial Reporting Council's website at: www.frc.org.uk/auditorsresponsibilities. This description forms part of our auditor's report.

Use of our report

This report is made solely to the company's members, as a body, in accordance with Chapter 3 of Part 16 of the Companies Act 2006. Our audit work has been undertaken so that we might state to the company's members those matters we are required to state to them in an auditor's report and for no other purpose. To the fullest extent permitted by law, we do not accept or assume responsibility to anyone other than the company and the company's members as a body, for our audit work, for this report, or for the opinions we have formed.



Leo Malkin
Senior Statutory Auditor
For and on behalf of
Crowe U.K. LLP
Statutory Auditor
London

28 June 2019

Cap Energy Plc
Consolidated statement of comprehensive income
Year ended 31 December 2018

| | Note | Year ended 31 Dec 2018 £'000 | Year ended 31 Dec 2017 £'000 |
|--|------|---------------------------------------|---------------------------------------|
| Other income | | - | 32 |
| Administrative expenses | | (1,268) | (511) |
| Operating loss | | (1,268) | (479) |
| Finance costs | 5 | (465) | (363) |
| | | (1,733) | (842) |
| Share of profits (losses) of associated company | 12 | 257 | (25) |
| Loss on disposal of associated company | 12 | (1,174) | - |
| Loss before taxation | 6 | (2,650) | (867) |
| Income tax expense | 8 | - | - |
| Loss for the year | | (2,650) | (867) |
| Loss from continuing operations | | | |
| Attributable to: | | | |
| - Owners of the parent | | (2,646) | (862) |
| - Non-controlling interests | | (4) | (5) |
| | | (2,650) | (867) |
| Loss per share attributable to owners of the Parent: | | | |
| Basic and diluted (pence) | 9 | (8.60) | (2.81) |
| Other comprehensive loss | | | |
| Items that may be subsequently reclassified to profit or loss | | | |
| Exchange differences on translating foreign operations | | (265) | - |
| Total comprehensive loss for the year | | (2,915) | (867) |
| Attributable to: | | | |
| - Owners of the parent | | (2,911) | (862) |
| - Non-controlling interests | | (4) | (5) |
| | | (2,915) | (867) |

The notes on pages 17 to 37 form an integral part of these consolidated financial statements.

Cap Energy Plc
Consolidated statement of financial position
Year ended 31 December 2018

| | Note | 2018 £'000 | 2017 £'000 |
|--|------|---------------------|---------------------|
| ASSETS | | | |
| NON-CURRENT ASSETS | | | |
| Property, plant and equipment | | 2 | 3 |
| Intangible assets | 10 | 9,496 | 6,104 |
| Investment in associated company | 12 | - | 2,514 |
| | | <u>9,498</u> | <u>8,621</u> |
| CURRENT ASSETS | | | |
| Other receivables, deposits and prepayments | 13 | 84 | 134 |
| Cash and cash equivalents | | 21 | 11 |
| | | <u>105</u> | <u>145</u> |
| TOTAL ASSETS | | <u>9,603</u> | <u>8,766</u> |
| EQUITY AND LIABILITIES | | | |
| Share capital | 14 | 1,538 | 1,538 |
| Share premium account | 15 | 4,147 | 4,147 |
| EBT reserve | 15 | 38 | 38 |
| Foreign currency translation reserve | | (265) | - |
| Accumulated losses | | <u>(6,410)</u> | <u>(3,764)</u> |
| TOTAL EQUITY ATTRIBUTABLE TO THE OWNERS OF THE PARENT | | (952) | 1,959 |
| Non-controlling interests | | <u>210</u> | <u>214</u> |
| Total equity | | <u>(742)</u> | <u>2,173</u> |
| CURRENT LIABILITIES | | | |
| Trade payables | | 308 | 157 |
| Amounts due to Directors | 18 | 6,875 | 5,449 |
| Amounts due to shareholders | 16 | 6 | 6 |
| Accruals and deferred income | | 1,494 | 981 |
| Contingent consideration | 12 | 1,662 | - |
| | | <u>10,345</u> | <u>6,593</u> |
| TOTAL LIABILITIES | | <u>10,345</u> | <u>6,593</u> |
| TOTAL EQUITY AND LIABILITIES | | <u>9,603</u> | <u>8,766</u> |

The notes on pages 17 to 37 form an integral part of these consolidated financial statements.

The consolidated financial statements on pages 13 to 37 were authorised for issue by the board of Directors on 28 June 2019 and were signed on its behalf.


Lina Haidar
Chief Executive Officer

Cap Energy Plc
Consolidated statement of changes in equity
Year ended 31 December 2018

| | Share capital £'000 | Share premium £'000 | EBT reserve £'000 | Foreign currency exchange reserve £'000 | Accumul- ulated losses £'000 | Total £'000 | Non- controlling interests £'000 | Total equity £'000 |
|---|---------------------------|---------------------------|-------------------------|---|---------------------------------------|----------------|---|--------------------------|
| Balance at 1 January 2017 | 1,535 | 4,078 | 38 | - | (2,902) | 2,749 | 219 | 2,968 |
| Loss for the year | - | - | - | - | (862) | (862) | (5) | (867) |
| Transactions with owners: | | | | | | | | |
| Issue of ordinary shares | 3 | 69 | - | - | - | 72 | - | 72 |
| | 3 | 69 | - | - | (862) | (790) | (5) | (795) |
| Balance at 31 December 2017 | 1,538 | 4,147 | 38 | - | (3,764) | 1,959 | 214 | 2,173 |
| Loss for the year | - | - | - | - | (2,646) | (2,646) | (4) | (2,650) |
| Exchange differences on translating foreign subsidiaries | - | - | - | (265) | - | (265) | - | (265) |
| Balance at 31 December 2018 | 1,538 | 4,147 | 38 | (265) | (6,410) | (952) | 210 | (742) |

The notes on pages 17 to 37 form an integral part of these consolidated financial statements

Cap Energy PLC
Consolidated cash flows year ended 31 December 2018

| | Year ended 31 Dec 2018 £'000 | Year ended 31 Dec 2017 £'000 |
|---|---------------------------------------|---------------------------------------|
| Cash flows from operating activities | | |
| Loss before taxation | (2,650) | (867) |
| Adjustments for: | | |
| Depreciation of plant and equipment | 2 | 2 |
| Loss on disposal of associated company | 1,174 | - |
| Expenses settled by the issue of shares – director's remuneration | - | 54 |
| Interest charges | 465 | 363 |
| Share of (profits) / losses of associate | (257) | 25 |
| Operating cash flow before working capital changes | (1,266) | (423) |
| Decrease / (Increase) in trade and other receivables | 50 | (26) |
| Decrease in trade and other payables | (152) | (205) |
| Increase in accruals and deferred income | 502 | 326 |
| | (866) | (328) |
| Interest charges | (465) | (363) |
| Net cash flow used in operating activities | (1,331) | (691) |
| Cash flow used in investing activities | | |
| Funds used in exploration and evaluation | (226) | (447) |
| Purchase of plant and equipment | (1) | - |
| Acquisition of subsidiary, net of cash acquired (Note 12) | 142 | - |
| Investment in associated company | - | (40) |
| Cash flow used in investing activities | (85) | (487) |
| Cash flows from financing activities | | |
| Increase in amounts due to Directors | 1,426 | 1,185 |
| Net cash flow from financing activities | 1,426 | 1,185 |
| Increase in cash and cash equivalents | 10 | 7 |
| Cash and cash equivalents at beginning of the year | 11 | 4 |
| Cash and cash equivalents at end of the year | 21 | 11 |

The notes on pages 17 to 37 form an integral part of these consolidated financial statements.

Cap Energy Plc

Notes to the consolidated financial statements for the year ended 31 December 2018

1. General information

Cap Energy Plc is an independent upstream oil and gas company focused on the exploration, production and development of conventional oil and gas assets in sub-Saharan Africa. The principal activity of the Company is that of a parent holding company which manages the Group's strategic direction and underlying subsidiaries.

The Company is domiciled in England and incorporated and registered in England and Wales. The Company's Ordinary Shares are trading on J P Jenkins Limited's matched bargain platform. The address of its registered office is 2nd Floor, 20 Berkeley Square, London, W1J 6EQ. The registered number of the Company is 05351398.

The Consolidated Financial Statements of Cap Energy Plc and its subsidiaries (collectively, the Group) for the year ended 31 December 2018 were authorised for issue in accordance with a resolution of the Directors on 28 June 2019.

2. Summary of significant accounting policies

The principal accounting policies applied in the preparation of these consolidated financial statements are set out below. These policies have been consistently applied unless otherwise stated.

a) Basis of preparation

The consolidated financial statements of Cap Energy Plc have been prepared in accordance with International Financial Reporting Standards as adopted by the European Union (IFRSs as adopted by the EU), issued by the International Accounting Standards Board (IASB), including interpretations issued by the International Financial Reporting Interpretations Committee (IFRIC), and the Companies Act 2006 applicable to companies reporting under IFRS. The consolidated financial statements have been prepared under the historical cost convention, as modified for any financial assets which are stated at fair value through profit or loss.

The preparation of financial statements in conformity with IFRS requires the use of certain critical accounting estimates. It also requires management to exercise its judgment in the process of applying the Group's accounting policies. The areas involving a higher degree of judgment and complexity, or areas where assumptions and estimates are significant to the consolidated financial statements are disclosed in Note 3.

The individual financial information of each group entity is measured and presented in the currency of the primary economic environment in which the entity operates (its functional currency). The Consolidated Financial Statements of the Group are presented in Pounds Sterling, which is the presentation currency for the Group, and figures have been rounded to the nearest thousand. The functional currency of each of the Group entities is the local currency of each individual entity.

(b) Going concern

The operations of the Group are currently being financed from loans from certain Directors and shareholders. The Group has not yet earned revenue as it is still in the exploration phase of its business. The Group is reliant on the continuing support from certain Directors and shareholders.

The Group held cash balances of £21,000 at 31 December 2018, has obtained confirmation that the Directors will not seek repayment of their loan account balances totaling £6,875,000 until the

Company is in a position to settle its liabilities as they fall due and has funding plans in place for further capital to meet the Group's planned activities.

As disclosed in Notes 10 and 12 the Group holds interests in two oil and gas exploration licences in offshore Guinea-Bissau and one oil and gas exploration licence offshore Senegal.

In order to fund its share of the exploration and other licence costs, to meet day-to-day operating expenditures and add further exploration interests to the Group, it will need to raise further funds from a number of different sources which may include equity issues or a sale or farm-out of part of its interest in its licences.

The Board believes that the Group will be able to raise, as required, sufficient cash to enable it to continue its operations, including the pursuit of future exploration opportunities, and to continue to meet, as and when they fall due, its liabilities for at least the next twelve months from the date of approval of these financial statements. The financial statements have, therefore, been prepared on the going concern basis. In making its assessment the Board of the company has sought and received the support from its key Directors to provide ongoing financial commitments for 15 months from 13 June 2019. The financial statements have, therefore, been prepared on the going concern basis.

However, there can be no guarantee that the required funds will be raised within the necessary timeframe. Consequently, a material uncertainty exists that may cast significant doubt on the Group's ability to fund this cash shortfall and therefore be able to meet its commitments and discharge its liabilities in the normal course of business for a period not less than twelve months from the date of this report. The financial statements do not include the adjustments that would result if the Group was unable to continue in operation.

(c) New standards and interpretations

The Group has adopted IFRS 9 Financial Instruments and IFRS 15 Revenue from Contracts with Customers which came into effect from 1 January 2018. IFRS 15 does not have material impact as the Group is not currently generating any income.

IFRS 9 Financial Instruments

IFRS 9 supersedes IAS 39 Financial Instruments: Recognition and Measurement with new requirements for the classification and measurement of financial assets and liabilities, impairment of financial assets and hedge accounting.

IFRS 9 introduces a new forward-looking impairment model based on expected credit losses to replace the incurred loss model in IAS 39. This determines the recognition of impairment provisions as well as interest revenue.

The Group adopted IFRS 9 from 1 January 2018 with retrospective effect in accordance with the transitional provisions.

The Group's principal financial assets are cash and cash equivalents and receivables.

The Group has assessed the impact of IFRS 9 on the impairment of its financial assets, including the trade and other receivables balances. The Group revised its impairment methodology to the simplified approach of the expected credit loss model and grouped the trade and other receivables based on shared characteristics, including line of business, and days past due. After identifying the impairment loss under this revised method, management have concluded that the change in the impairment is immaterial, so the prior year financial statements have not been restated.

While cash and cash equivalents are also subject to the impairment requirements of IFRS 9, the identified impairment loss was immaterial.

A number of new standards and amendments to standards and interpretations have been issued but are not yet effective and, in some cases, have not yet been adopted by the EU.

IFRSs published but not yet effective

IFRS 16 Leases

IFRS 16 supersedes IAS 17 Leases and introduces a new single lessee accounting model which eliminates the current distinction between operating and finance leases for lessees. IFRS 16 requires lessees to capitalise all leases on the statement of financial position by recognising a 'right-of-use' asset and a corresponding lease liability for the present value of the obligation to make lease payments, except for certain short-term leases and leases of low-value assets. Subsequently, the lease assets will be amortised and the lease liabilities will be measured at amortised cost.

IFRS 16 also requires enhanced disclosures by both lessees and lessors.

On initial adoption of this standard, there will be a significant impact on the accounting treatment for the Group's leases, particularly rented properties, which the Group, as lessee, currently accounts for as operating leases. On initial adoption of IFRS 16 the Group will be required to capitalise its rented properties at the lease commencement date in the statement of financial position by recognising them as right-of-use assets and their corresponding lease liabilities. The right-of-use asset will be amortised over the term of each lease and a finance charge will be made by reference to the lease liability and discount rate. The liability is initially to be measured at the present value of future minimum lease payments. The discount rate is the rate implicit in the lease, if readily determinable.

The Group plans to adopt the standard in the financial year beginning on 1 January 2019 with full retrospective effect in accordance with the transitional provisions and will include required additional disclosures in its financial statements for that financial year. The Group has made a detailed assessment of the impact of this standard as set out below.

The right-of-use asset will be amortised over the term of each lease and a finance charge will be made by reference to the lease liability and discount rate. The liability is initially to be measured at the present value of future minimum lease payments. The discount rate is the rate implicit in the lease, if readily determinable. If not, the Company's incremental borrowing rate is used which the Company has assessed to be 6.2%. The Group currently has no borrowings and consequently there is no available interest rate to use as the basis for this calculation. However, as a small company which has been loss-making, a calculation has been performed to include an appropriate level of risk to the risk-free rate of borrowing.

As at 31 December 2018, the Group had entered into one property lease which had commenced prior to the year-end (2017: one lease). The tables below summarise the balance sheet and profit and loss account treatment as at and for the years ended 31 December 2017 and 31 December 2018 for this lease:

| | As at 31 December 2018 £'000 | As at 31 December 2017 £'000 |
|-------------------------|--|--|
| Right-of-use asset | 121 | 165 |
| Lease liability: | | |
| - Current liability | 47 | 44 |
| - Non-current liability | 90 | 137 |
| Total lease liability | 137 | 181 |

| | Year ended 31 December 2018 £'000 | Year ended 31 December 2017 £'000 |
|---|--|--|
| Rental lease expense in the profit and loss | 55 | 54 |
| Replaced by: | | |
| Depreciation of right-of-use asset | 44 | 44 |
| Finance charges on lease liability | 10 | 13 |
| Total expense to profit and loss | 54 | 57 |
| Net increase / (reduction) in expense | (1) | 3 |

(d) Basis of consolidation

A subsidiary is defined as an entity over which the Group has control. The Group controls an entity when the Group is exposed to, or has rights to, variable returns from its involvement with the entity and has the ability to affect those returns through its power over the entity. Subsidiaries are fully consolidated from the date on which control is transferred to the Group. They are deconsolidated from the date that control ceases.

Business combinations are accounted for under the acquisition method. Under the acquisition method, the results of the subsidiaries acquired or disposed of are included from the date of acquisition or up to the date of disposal. At the date of acquisition, the fair values of the subsidiaries' net assets are determined and these values are reflected in the consolidated financial statements. The cost of acquisition is measured at the aggregate of the fair values, at the date of exchange, of assets given, liabilities incurred or assumed, and equity instruments issued by the Group in exchange for control of the acquiree, plus any costs directly attributable to the business combination. Any excess of the purchase consideration of the business combination over the fair value of the identifiable assets and liabilities acquired is recognised as goodwill. Goodwill, if any, is not amortised but reviewed for impairment at least annually. If the consideration is less than the fair value of assets and liabilities acquired, the difference is recognised directly in the statement of comprehensive income.

Acquisition-related costs are expensed as incurred.

Intra-group transactions, balances and unrealised gains on transactions are eliminated; unrealised losses are also eliminated unless cost cannot be recovered. Where necessary,

adjustments are made to the financial statements of subsidiaries to ensure consistency of accounting policies with those of the Group.

The Company includes the assets and liabilities of the Employee Benefit Trust (EBT) within its Statement of Financial Position. In the event of the winding up of the Company, neither the shareholders nor creditors would be entitled to the assets of the EBT.

Company shares held by the EBT are deducted from the shareholders' funds and classified as 'Own Shares' until such time as they are sold or vest unconditionally to participating employees. All such shares were sold during the year ended 31 December 2014.

(e) Investment in associates

The Group has applied IFRS 11 to its investment in associates. Under IFRS 11 investments in joint arrangements are classified as either joint operations or joint ventures depending on the contractual rights and obligations of each investor. The Company has assessed the nature of its joint arrangements and determined them to be that of an associated company, accounted for using the equity method.

Under the equity method of accounting, interests in associated companies are initially recognised at cost and adjusted thereafter to recognise the Group's share of the post-acquisition profits or losses and movements in other comprehensive income. When the Group's share of losses in an associated company equals or exceeds its interests in the associated company, the Group does not recognise further losses, unless it has incurred obligations or made payments on behalf of the associated company.

Unrealised gains on transactions between the Group and its associated company are eliminated to the extent of the Group's interest in the associated company. Unrealised losses are also eliminated unless the transaction provides evidence of an impairment of the asset transferred. Accounting policies of the associated company have been changed where necessary to ensure consistency with the policies adopted by the Group.

(f) Oil and gas exploration and evaluation expenditure

All exploration and evaluation costs incurred or acquired on the acquisition of a subsidiary are accumulated in respect of each identifiable project area. These costs are classified as intangible assets and are only carried forward to the extent that they are expected to be recouped through the successful development of the area or where activities in the area have not yet reached a stage which permits reasonable assessment of the existence of economically recoverable reserves (successful efforts). Other costs are written off unless commercial reserves have been established or the determination process has not been completed. Accumulated costs in relation to an abandoned area are written off in full against profit in the year in which the decision to abandon the area is made. When production commences the accumulated costs for the relevant area of interest are transferred from intangible assets to tangible assets as 'Developed Oil and Gas Assets' and amortised over the life of the area according to the rate of depletion of the economically recoverable costs.

(g) Impairment of oil and gas exploration and evaluation assets

The carrying value of unevaluated areas is assessed at least annually or when there has been an indication that impairment in value may have occurred. The impairment of unevaluated prospects is assessed based on the Directors' intention with regard to future exploration and development of individual significant areas and the ability to obtain funds to finance such exploration and development.

(h) Decommissioning costs

Where a material liability for the removal of production facilities and site restoration at the end of the field life exists, a provision for decommissioning is made. The amount recognised is the present value of estimated future expenditure determined in accordance with local conditions and requirements. An asset of an amount equivalent to the provision is also created and depreciated on a unit of production basis. Changes in estimates are recognised prospectively, with corresponding adjustments to the provision and the associated asset. As at 31 December 2018, no provisions were deemed necessary.

(i) Functional and foreign currencies

(i) Functional and presentation currency

The individual financial statements of each entity in the Group are presented in the currency of the primary economic environment in which the entity operates, which is the functional currency.

The Consolidated Financial Statements are presented in Pounds Sterling, which is the Group's presentation currency.

(ii) Transactions and balances

Transactions in foreign currencies are converted into the respective functional currencies on initial recognition, using the exchange rates approximating those ruling at the transaction dates. Monetary assets and liabilities at the end of the reporting period are translated at the rates ruling as of that date. Non-monetary assets and liabilities are translated using exchange rates that existed when the values were determined. All exchange differences are recognised in profit or loss.

(iii) Foreign operations

Assets and liabilities of foreign operations are translated to Pounds Sterling at the rates of exchange ruling at the end of the reporting period. Revenues and expenses of foreign operations are translated at the average rate of exchange. All exchange differences arising from translation are taken directly to other comprehensive income and accumulated in equity under the foreign exchange translation reserve. On the disposal of a foreign operation, the cumulative amount recognised in other comprehensive income relating to that particular foreign operation is reclassified from equity to profit or loss. Goodwill and fair value adjustments arising from the acquisition of foreign operations are treated as assets and liabilities of the foreign operations and are recorded in the functional currency of the foreign operations and translated at the closing rate at the end of the reporting period. Exchange differences are recognised in other comprehensive income.

(j) Impairment

(i) Impairment of financial assets

All financial assets (other than those categorised at fair value through profit or loss), are assessed at the end of each reporting period as to whether there is any objective evidence of impairment as a result of one or more events having an impact on the estimated future cash flows of the asset.

An impairment loss in respect of loans and receivables financial assets is recognised in profit or loss and is measured as the difference between the asset's carrying amount and the present value of estimated future cash flows, discounted at the financial asset's original effective interest rate.

In a subsequent period, if the amount of the impairment loss decreases and the decrease can be related objectively to an event occurring after the impairment was recognised, the previously recognised impairment loss is reversed through profit or loss to the extent that the carrying amount of the asset at the date the impairment is reversed does not exceed what the amortised cost would have been had the impairment not been recognised.

(ii) Impairment of non-financial assets

The carrying values of intangible assets are reviewed at the end of each reporting period for impairment when there is an indication that the assets might be impaired. Impairment is measured by comparing the carrying values of the assets with their recoverable amounts. The recoverable amount of the assets is the higher of the assets' fair value less costs to sell and their value-in-use, which is measured by reference to discounted future cash flow. An impairment loss is recognised in profit or loss immediately.

In respect of assets other than goodwill, and when there is a change in the estimates used to determine the recoverable amount, a subsequent increase in the recoverable amount of an asset is treated as a reversal of the previous impairment loss and is recognised to the extent of the carrying amount of the asset that would have been determined (net of amortisation and depreciation) had no impairment loss been recognised. The reversal is recognised in profit or loss immediately.

(k) Employee benefits

(i) Short-term benefits

Wages, salaries, paid annual leave and sick leave, bonuses and non-monetary benefits are accrued in the period in which the associated services are rendered by employees of the Group.

(ii) Post-employment benefits

The Group does not currently make provision for post-employment benefits by way of pension plans or similar arrangements.

(l) Operating segments

An operating segment is a component of the Group that engages in business activities from which it may earn revenues and incur expenses, including revenues and expenses that relate to transactions with any of the Group's other components. An operating segment's operating results are reviewed regularly by the chief operating decision maker to make decisions about resources to be allocated to the segment and assess its performance, and for which discrete financial information is available.

(m) Share-based payment arrangements

Equity-settled share-based payments to employees and others providing similar services are measured at the fair value of the equity instruments at the date of issue. Details regarding the determination of the fair value of equity-settled share-based transactions are set out in Note 19 to the Consolidated Financial Statements.

The fair value determined at the date of issue of the equity-settled share-based payments is expensed on a straight-line basis over the vesting period, based on the Group's estimate of equity instruments that will eventually vest, with a corresponding increase in equity. At the end of each reporting period, the Group revises its estimate of the number of equity instruments expected to vest. The impact of the revision of the original estimates, if any, is recognised in profit or loss such that the cumulative expense reflects the revised estimate, with a corresponding adjustment to other reserves.

(n) Leases

The Group leases certain property under operating leases. Operating lease payments are recognised as an expense on a straight-line basis over the lease term, except where another systematic basis is more representative of the time pattern in which economic benefits from the leased asset are consumed. There were no leases classified under the category of finance leases.

(o) Loans and borrowings

After initial recognition, interest bearing loans and borrowings are subsequently measured at amortised cost using the effective interest rate method. Gains and losses are recognised in the income statement when the liabilities are derecognised. Amortised cost is calculated by taking into account any discount or premium on acquisition and fees or costs that are an integral part of the effective interest rate.

All borrowing costs are recognised in profit or loss in the period in which they are incurred.

3. Summary of critical accounting estimates and judgements

The preparation of financial information in conformity with IFRS requires the use of certain critical accounting estimates. It also requires the Directors to exercise their judgement in the process of applying the accounting policies which are detailed above. These judgements are continually evaluated by the Directors and management and are based on historical experience and other factors, including expectations of future events that are believed to be reasonable under the circumstances.

The key estimates and underlying assumptions concerning the future and other key sources of estimation uncertainty at the Statement of Financial Position date, that have a significant risk of causing a material adjustment to the carrying amounts of assets and liabilities within the next financial period are reviewed on an ongoing basis. Revisions to accounting estimates are recognised in the period in which the estimate is revised if the revision affects only that period or in the period of the revision and future periods if the revision affects both current and future periods.

The prime areas involving a higher degree of judgement or complexity, where assumptions and estimates are significant to the financial statements, are as follows:

Going concern

The financial statements have been prepared on a going concern basis as the Directors have assessed the Company's ability to continue in operational existence for the foreseeable future. The operations of the Company and Group are currently being financed from funds which the Company has raised from private placings of its shares and by loans from certain of its Directors.

The Company and Group are reliant on the continuing support from its existing shareholders and Directors. The financial statements do not include the adjustments that would result if the Company were not to continue as a going concern.

Impairment of capitalised exploration and evaluation expenditure and recoverability of inter-company balances

The future recoverability of capitalised exploration and evaluation expenditure is dependent on a number of factors, including whether it successfully recovers the related exploration and evaluation asset through sale. Factors which could impact the future recoverability include the level of proved, probable and inferred resources, future technological changes which could impact on the cost of drilling and extraction, future legal changes (including changes to environmental restoration obligations) and changes to commodity prices.

To the extent that capitalised exploration and evaluation expenditure is determined to be irrecoverable in the future, this will reduce profits and net assets in the period in which this determination is made. In addition, exploration and evaluation expenditure is capitalised if activities in the area of interest have not yet reached a stage which permits reasonable assessment of the existence or otherwise of economically recoverable reserves. To the extent that it is determined in the future that this capitalised expenditure should be written off, this will reduce profits and net assets in the period in which this determination is made.

The Group also increased its holding in TAOL Senegal Djiffere from 49% to 100% (see Note 12). On acquisition the Group adjusted the fair value of its previously held interest of £2,513,000 against exploration and evaluation expenditure in TAOL Senegal Djiffere. Management used a replacement cost model to establish the fair value.

Determining whether inter-company balances are impaired requires an estimation of whether there are any indications that their carrying values are not recoverable. This in turn is directly dependent on the future recoverability of capitalised exploration and evaluation expenditure.

4. Segment analysis

IFRS 8 requires operating segments to be identified on the basis of internal reports about components of the Group that are regularly reviewed by the chief operating decision maker (which takes the form of the Board of Directors of the Company) as defined in IFRS 8, in order to allocate resources to the segment and to assess its performance.

The Group's business involves exploring for hydrocarbon liquids and gas. As at 31 December 2018, there are two reportable operating segments: Africa and Head Office. Intangible assets and operating assets and liabilities are located in Africa, whilst the majority of current assets are carried at Head Office. The Group has not yet commenced production and therefore has no revenue.

Each reportable segment adopts the same accounting policies.

In compliance with IFRS 8 'Operating Segments' the following tables reconcile the operational loss for the year of each reportable segment with the consolidated figures presented in these Financial Statements, with comparatives for the year ended 31 December 2017, and the net assets together with comparative figures as at 31 December 2017.

The Group's loss before tax and equity attributable to owners of the parent are detailed below.

| | Africa | Head Office | Total |
|---|--------|-------------|---------|
| | £'000 | £'000 | £'000 |
| 31 December 2018 | | | |
| Loss before tax | (973) | (1,677) | (2,650) |
| Equity attributable to owners of parent | 7,825 | (8,777) | (952) |
| 31 December 2017 | | | |
| Loss before tax | (58) | (809) | (867) |
| Equity attributable to owners of parent | 8,618 | (6,659) | 1,959 |

5. Finance costs

| | 31 Dec 2018 £'000 | 31 Dec 2017 £'000 |
|-------------------------|----------------------------------|----------------------------------|
| On loans from Directors | 465 | 363 |
| | <u>465</u> | <u>363</u> |

6. Loss before taxation

Loss before taxation is arrived at after charging: -

| | 31 Dec 2018 £'000 | 31 Dec 2017 £'000 |
|--|----------------------------------|----------------------------------|
| Depreciation of plant and equipment | 2 | 2 |
| Loss on disposal of associated company (Note 12) | 1,174 | - |
| Fees payable to the Company's auditor for the audit of the Company's annual accounts | 15 | 13 |
| Directors' remuneration | 342 | 354 |
| Staff costs (including Directors): | | |
| - salaries, allowances and bonuses | 564 | 397 |
| - social security costs | - | - |
| Rental of office | 55 | 54 |
| | <u>55</u> | <u>54</u> |

7. Staff costs

| | 31 Dec 2018 No. | 31 Dec 2017 No. |
|---|----------------------------------|----------------------------------|
| The average monthly number of employees was: | 5 | 5 |
| | <u>5</u> | <u>5</u> |
| | 31 Dec 2018 £'000 | 31 Dec 2017 £'000 |
| Aggregate remuneration (including Directors): | | |
| Wages and salaries | 564 | 397 |
| Social security costs | - | - |
| | <u>564</u> | <u>397</u> |

8. Income tax

The Group has made no provision for taxation as the Group has not yet generated any taxable income. A reconciliation of income tax expense applicable to the loss before taxation at the statutory tax rate to the income tax expense at the effective tax rate of the Group is as follows:

| | 31 Dec 2018 £'000 | 31 Dec 2017 £'000 |
|---|-------------------------|-------------------------|
| Loss before taxation | (2,650) | (867) |
| Tax calculated at statutory tax rates applicable to results in the respective countries | (504) | (162) |
| Tax effects of: - | | |
| Depreciation less capital allowances | - | 2 |
| Disallowable items | 224 | - |
| Unrelieved tax losses | 280 | 160 |
| Income tax expense for the financial year | - | - |

The weighted average statutory applicable tax rate was 19% (2017: 19.25%).

The Group has tax losses of approximately £6.1 million (year ended 31 December 2017: £4.4 million) which, subject to agreement with taxation authorities, are available to carry forward against future profits.

A deferred tax asset in respect of these losses has not been established as the Group has not yet generated any revenues and the Directors have therefore assessed the likelihood of future profits being available to offset such deferred tax assets to be uncertain.

9. Loss per share

Basic loss per share is calculated by dividing the loss after tax attributable to the equity holders of the Group by the weighted average number of shares in issue during the year. The calculation of loss per share is based on the following:

| | 31 Dec 2018 £'000 | 31 Dec 2017 £'000 |
|--|-------------------------|-------------------------|
| Loss after tax from continuing operations attributable to owners of the Group: | (2,646) | (862) |
| Weighted average number of shares: | | |
| Basic and diluted | 30,769,179 | 30,737,010 |

10. Intangible assets

| | Exploration and evaluation expenditure £'000 |
|--|--|
| Cost | |
| At 1 January 2017 | 5,657 |
| Additions | <u>447</u> |
| At 31 December 2017 | 6,104 |
| Additions | 226 |
| Amounts recognised on acquisition of TAOL Djiffere (Note 12) | 6,646 |
| Adjustment on acquisition of TAOL Djiffere (Note 12) | (3,206) |
| Foreign currency translation differences | <u>(274)</u> |
| At 31 December 2018 | <u>9,496</u> |
| Accumulated amortisation | |
| At 1 January 2017 | - |
| Charge for the year | - |
| At 31 December 2017 | - |
| Charge for the year | - |
| At 31 December 2018 | - |
| Net Book Value | |
| At 31 December 2018 | <u>9,496</u> |
| At 31 December 2017 | <u>6,104</u> |

At 31 December 2018, the aggregate capitalised Exploration and Evaluation ("E&E") costs in relation to the Group's Guinea Bissau and Senegal licences was £9,496,000 (2017: £6,104,000). These amounts have not been impaired because commercial reserves have not yet been established or the determination process has not been completed.

In accordance with IFRS 6, the Directors have assessed whether any indication of impairment exists in respect of those intangible assets. In their opinion, based on a review of the expiry dates of licences and the likelihood of their renewal, available funds and the intention to continue exploration and evaluation, no indications of impairment were identified. Further details of the exploration activities are included within the Chairman's Statement and Strategic Report.

11. Subsidiaries of the Group

As at the date of these financial statements, the Company's subsidiaries, all of which are private companies limited by shares, are as follows:

| Subsidiaries | Registered office | Class of shares | % holding |
|----------------------------------|---|------------------------|------------------|
| Sphere Petroleum Corporation BVI | Clarence Thomas Building, P.O Box 4649 Road Town, Tortola, British Virgin Islands | Ordinary | 85.7% |
| Sencap Limited | Clarence Thomas Building, P.O Box 4649 Road Town, Tortola, British Virgin Islands | Ordinary | 100% |
| Omcap Limited | Clarence Thomas Building, P.O Box 4649 Road Town, Tortola, British Virgin Islands | Ordinary | 100% |
| TAOL Senegal (Djiffere) Limited | Vanterpool Plaza, 2nd Floor, Wickhams Cay I, P.O Box 4649 Road Town, Tortola, British Virgin Islands | Ordinary | 100% |

The accounting reference date of the subsidiaries is co-terminous with that of the Company.

12. Investment in associated company

On 19 February 2014, Sencap Limited ("Sencap"), a newly formed and wholly owned subsidiary of the Company incorporated on 6 February 2014, acquired from Trace Atlantic Oil Limited ("TAOL") a 49 per cent interest in TAOL Senegal (Djiffere) Limited ("TAOL Djiffere"), the company holding the Djiffere Licence. TAOL Djiffere was incorporated in the British Virgin Islands.

The Djiffere Licence area covers approximately 4,459 km² in shallow waters in the Senegal Basin off the West African coast and is adjacent to the Block Rufisque Offshore area operated by Cairn Energy PLC.

On 12 November 2018, Sencap completed the purchase of the remaining 51 per cent interest in TAOL Djiffere from TAOL for a consideration of US\$1.

The Sale and Purchase Agreement (the "SPA") contained provisions regarding certain pre-completion liabilities of TAOL Djiffere. In particular:

- TAOL agreed to write-off a loan of US\$52,000 (equivalent to approximately £40,000) made to TAOL Djiffere;
- Sencap and TAOL agreed to compensate a respective loan to TAOL Djiffere of US\$21,853 (equivalent to approximately £17,000);
- Sencap undertook the liabilities for fees owing to Société des Pétroles du Sénégal ("Petrosen") of US\$242,392 (equivalent to approximately £187,000) and to pay US\$18,088 (approximately £14,000) as a final capital call.

Contingent consideration

Sencap also agreed, in relation to future transactions related to the Djiffere Concession it or the Group receives payment for in respect of the proceeds of a commercial discovery or for all or part of sunk costs incurred under the Exploration and Production Sharing Agreement which TAOL Djiffere signed with the Republic of Senegal and Petrosen dated 26 April 2013 for the Djiffere offshore concession, to share part of the payment with TAOL, capped at 50% of the cumulative capital costs at Completion plus any payments made by TAOL after Completion. The Directors have estimated such consideration to be £1,662,000 and made provision for this amount as contingent consideration payable.

Until 12 November 2018, the investment in TAOL Djiffere had been accounted for using the equity method of accounting whereby the investment was initially recognised at cost and the carrying value increased or decreased to recognise the Group's share of the profit or loss of the associate after the date of acquisition. Since this date, TAOL Djiffere has been accounted for as a wholly owned subsidiary of the Group and its results, net assets and cash flows consolidated with those of the Group.

The following table summarises the consideration paid for TAOL Djiffere, the fair value of assets acquired, and liabilities assumed at the acquisition date.

| | Fair value |
|---|--------------|
| Consideration | £'000 |
| Cash paid to TAOL shareholders | - |
| Contingent consideration payable | 1,662 |
| Fair value of previously held interest (see below) | 1,597 |
| Total consideration | 3,259 |
| Recognised amounts of identifiable assets acquired and liabilities assumed | |
| Exploration and evaluation assets | 3,440 |
| Cash and cash equivalents | 142 |
| Liabilities as adjusted for terms of the SPA | (323) |
| Total identifiable net assets | 3,259 |

The fair value of the previously held interest in TAOL Djiffere was as follows:

| | £'000 |
|---|--------------|
| Carrying value of investment at 1 January 2018 | 2,514 |
| Group's share of post-acquisition losses for the period to 12 November 2018 | 257 |
| Fair value adjustments | (1,174) |
| | <hr/> |
| Fair value of previously held interest | 1,597 |
| | <hr/> |

No acquisition costs have been charged to the statement of comprehensive income in the year relating to the acquisition of TAOL Djiffere.

TAOL Djiffere contributed no revenue for the period between the date of acquisition and the balance sheet date and £nil loss before tax. If the acquisition of TAOL Djiffere had been completed on the first day of the

financial year, Group losses attributable to equity holders of the parent would have been approximately £1,000 higher.

Details regarding the strategic decisions to acquire TAOL Djiffere can be found in the Chairman's statement and Strategic review on pages 2 and 3 to 6 respectively.

13. Other receivables, deposits and prepayments

| | 31 Dec 2018 £'000 | 31 Dec 2017 £'000 |
|--------------------------------|-------------------------|-------------------------|
| Sundry receivables | 58 | 41 |
| Prepayments and accrued income | 26 | 93 |
| | <u>84</u> | <u>134</u> |

The fair value of sundry receivables approximates their carrying amount, as the impact of discounting is not significant. The sundry receivables are not impaired and are not past due.

14. Share capital

The allotted, called-up and fully paid share capital of the Company is as follows:-

| | 31 Dec 2018 £'000 | 31 Dec 2017 £'000 |
|-------------------------------|-------------------------|-------------------------|
| Allotted, and called-up: | | |
| Ordinary shares of £0.05 each | <u>1,538</u> | <u>1,538</u> |

The Board is authorised to allot and issue shares in the Company or grant rights to subscribe for or to convert any securities into shares in the Company up to an aggregate number of equity securities not to exceed 100% of the Company's issued ordinary share capital on a fully-diluted basis. On 30 June 2017, the Company issued 38,000 Ordinary shares of 5p each for a total consideration of £36,000.

A reconciliation of the number of Ordinary share capital in issue is set out below:

| | 31 Dec 2018 No. | 31 Dec 2017 No. |
|-------------------------------|-----------------------|-----------------------|
| As at 1 January: | 30,769,179 | 30,693,179 |
| Issue of shares of £0.05 each | - | 76,000 |
| As at 31 December | <u>30,769,179</u> | <u>30,769,179</u> |

15. Reserves

The share premium account represents the amount received on the issue of ordinary shares by the Company in excess of their nominal value and is non-distributable.

In accordance with the requirements of SIC 12 "Consolidation – special purpose entities" and IAS 32 "Financial Instruments: Presentation", certain of the assets and liabilities were included in the Company's and Group's Statement of Financial Position resulting in the inclusion of £132 in respect of 25,654 ordinary shares in the Company held by the EBT ("Own Shares"). These shares were disposed of in December 2014 and the gain of £38,148 recognised in the EBT reserve.

The foreign exchange translation reserve comprises all foreign currency differences arising from the translation of the assets, liabilities and equity of the entities included in these consolidated financial statements from their functional currencies to the presentational currency.

16. Amounts due to shareholders

| | 31 Dec 2018 £'000 | 31 Dec 2017 £'000 |
|--------------------|-------------------------|-------------------------|
| Current | | |
| Non-trade balances | 6 | 6 |

The amounts owing to shareholders are unsecured, interest-free and repayable on demand. The amounts owing are to be settled in cash.

17. Related party disclosures

Balances and transactions between the Company and its subsidiaries are eliminated on consolidation and are not disclosed in this note. Balances and transactions between the Group and other related parties are disclosed below.

Directors' remuneration, interests and transactions

The remuneration of the senior Executive Management Committee members, who are the key management personnel of the Group, is set out below in aggregate for each of the categories specified in IAS 24 'Related Party Disclosures'.

| Year ended 31 December 2018 | Salary or fees £'000 | Other £'000 | Total £'000 |
|--------------------------------|----------------------------|----------------|----------------|
| Lina Haidar | 126 | - | 126 |
| Pierantonio Tassini | 120 | - | 120 |
| Alexander Haly | 60 | - | 60 |
| Guy Hustinx | 36 | - | 36 |
| | <u>342</u> | <u>-</u> | <u>342</u> |

Guy Hustinx was awarded a further 38,000 shares in lieu of fees for the period from 1 July 2017 to 30 June 2018, which were issued on the same date.

| Year ended 31 December 2017 | Salary or fees £'000 | Other £'000 | Total £'000 |
|--------------------------------|----------------------------|----------------|----------------|
| Lina Haidar | 120 | - | 120 |
| Pierantonio Tassini | 120 | - | 120 |
| Alexander Haly | 60 | - | 60 |
| Guy Hustinx | 54 | - | 54 |
| | <u>354</u> | <u>-</u> | <u>354</u> |

Directors' emoluments and benefits are stated for the Directors of Cap Energy Plc only. The amounts shown were recognised as an expense during the year.

Total social security costs related to Directors during the year was £nil (2017: £nil).

There were no other short-term or long-term benefits, post-employment benefits or termination benefits paid to Directors in either of the years ended 31 December 2018 or 31 December 2017.

Transactions with key management personnel

Amounts due to Directors

| | 31 Dec 2018 £'000 | 31 Dec 2017 £'000 |
|--|-------------------------|-------------------------|
| Amounts due to Directors (including interest) | 6,875 | 5,449 |

The amounts owing to Directors are unsecured, bear interest at 8% per annum and are repayable on demand. The amounts owing are to be settled in cash. During the year ended 31 December 2018, interest charged on Directors' loans amounted to £465,000 (2017: £363,000).

Ultimate controlling party

The ultimate controlling party of the Company is Global Energy Trade Limited, a private company incorporated in the British Virgin Islands owned jointly by Lina Haidar and Alex Haly one third to two thirds respectively. Each Director therefore has a beneficial interest in Global Energy Trade Limited.

18. Financial instruments

The Group's activities are exposed to a variety of market risk (including foreign currency risk, interest rate risk and equity price risk) and liquidity risk. The Group's overall financial risk management policy focuses on the unpredictability of financial markets and seeks to minimise potential adverse effects on its financial performance.

(a) Financial risk management policies

The Group's policies in respect of the major areas of treasury activity are as follows:-

(i) Market risk

(i) Foreign currency risk

The Group is exposed to foreign currency risk on transactions and balances that are denominated in currencies other than Pounds Sterling. The currencies giving rise to this risk are primarily the United States Dollar. Foreign currency risk is monitored closely on an ongoing basis to ensure that the net exposure is at an acceptable level.

The carrying amounts of the Group's foreign currency denominated monetary assets and liabilities at the end of year were as follows:-

| | United States Dollar £'000 | Other £'000 | Total £'000 |
|-----------------------|----------------------------------|----------------|----------------|
| 31 December 2018 | | | |
| Financial assets | - | - | - |
| 31 December 2017 | | | |
| Financial assets | 32 | 4 | 36 |
| Financial liabilities | 5,455 | - | 5,455 |

Foreign currency risk sensitivity analysis

The Group maintains a natural hedge whenever possible, by matching the cash inflows (revenue stream) and cash outflows used for purposes such as capital and operational expenditure in the respective currencies.

The following table details the sensitivity analysis to possible changes in the relative values of foreign currencies to which the Group is exposed as at the end of each year, with all other variables held constant:-

| | 31 December 2018 Increase/ (Decrease) £'000 | 31 December 2017 Increase/ (Decrease) £'000 |
|--|---|---|
| Effects on profit after taxation/equity | | |
| United States Dollar | | |
| - strengthened by 10% | (558) | (541) |
| - weakened by 10% | 558 | 541 |

(ii) *Interest rate risk*

Interest rate risk is the risk that the fair value or future cash flows of a financial instrument will fluctuate because of changes in market interest rates. The Group's exposure to interest rate risk arises mainly from interest-bearing financial liabilities. The Group's policy is to obtain the most favourable interest rates available on fixed interest rate terms. Any surplus funds will be placed with licensed financial institutions to generate interest income.

Interest rate risk sensitivity analysis

As the interest rates on the Group's borrowings are fixed, the Directors consider that the Group is not exposed to material interest rate risk.

(ii) Credit risk

The Group does not have any perceived credit risks on its trade and other receivables.

(iii) Liquidity risk

Liquidity risk is the risk that the Group will not be able to meet its financial obligations as they fall due. The Group's exposure to liquidity risk arises primarily from mismatches of the maturities of financial assets and liabilities.

The Group maintains a level of cash and cash equivalents and bank facilities deemed adequate by the management to ensure as far as possible, that it will have sufficient liquidity to meet its liabilities when they fall due. The maturity profile of the financial liabilities of the Group is short term, all amounts falling due within 12 months.

(b) Capital risk management

The Group defines capital as the total equity of the Group. The Group's objectives when managing capital are to safeguard its ability to continue as a going concern in order to provide returns for shareholders and benefits for other stakeholders and to maintain an optimal capital structure to reduce the cost of capital.

In order to maintain or adjust the capital structure, the Group may adjust the amount of dividends paid to shareholders, return capital to shareholders, issue new shares or sell assets to reduce debt. It also ensures that distributions to shareholders do not exceed working capital requirements.

The Group has no external debt finance and is not subject to any external capital requirements.

(c) Classification of financial instruments

| | 31 Dec 2018 £'000 | 31 Dec 2017 £'000 |
|------------------------------|-------------------------|-------------------------|
| Financial assets | | |
| <u>At amortised cost</u> | | |
| Sundry receivables | 24 | 41 |
| Cash and cash equivalents | 21 | 11 |
| | <u>45</u> | <u>52</u> |
| Financial liabilities | | |
| <u>At amortised cost</u> | | |
| Trade payables | 308 | 157 |
| Amounts due to shareholders | 6 | 6 |
| Amount owing to Directors | 6,875 | 5,449 |
| Accruals and deferred income | 1,494 | 981 |
| Contingent consideration | 1,662 | - |
| | <u>10,345</u> | <u>6,593</u> |

(d) Fair values of financial instruments

The financial assets and financial liabilities maturing within the next 12 months approximated their fair values due to the relatively short-term maturity of the financial instruments.

The Group had no financial assets or liabilities carried at fair values at the end of each reporting date.

19. Share-based payment transactions

The Group's share-based payment arrangements are summarised below.

The Cap Energy Employee Benefit Trust

The Company has established an Employee Benefit Trust, which in due course may be used to provide appropriate share-based incentives to senior management of the Company. The EBT's shareholding of 25,654 Ordinary Shares in the Company was sold in December 2014 for a consideration of £38,281. A gain on disposal of these shares of £38,148 has been recognised within the EBT reserve.

Share warrants

On 17 April 2015, the Company issued 160,000 share warrants to Tim Hearley, a former director of the Company, for a cash consideration of £31,650. The proceeds of issue have been credited directly to equity. The warrant holder was entitled to subscribe in cash for ordinary shares at a warrant subscription price of £2.00 per share. The warrants expired on 31 December 2017 with no warrants having been exercised.

20. Commitments

The future aggregate minimum lease payments under non-cancellable operating leases are as follows:

| | At 31 Dec 2018 Land and buildings £'000 | At 31 Dec 2017 Land and buildings £'000 |
|---|--|--|
| Within one year | 54 | 54 |
| In the second to fifth years inclusive | 96 | 150 |
| Aggregate amounts payable | <u>150</u> | <u>204</u> |

21. Net debt

| | 31 December 2018 £'000 | 31 December 2017 £'000 |
|--|---------------------------------|---------------------------------|
| Cash and cash equivalents | 21 | 11 |
| Borrowings repayable within one year: | | |
| Loans from Directors | (6,875) | (5,449) |
| Loans from shareholders | (6) | (6) |
| Net debt | <u>(6,860)</u> | <u>(5,444)</u> |

| | Cash £'000 | Borrowings due within one year £'000 | Total £'000 |
|------------------------------------|---------------|---|----------------|
| Balance at 1 January 2017 | 4 | (4,270) | (4,266) |
| Cash flows | 7 | (822) | (815) |
| Interest accrued | - | (363) | (363) |
| | 7 | (1,185) | (1,178) |
| Balance at 31 December 2017 | 11 | (5,455) | (5,444) |
| Cash flows | 10 | (681) | (681) |
| Interest accrued | - | (465) | (465) |
| Foreign exchange differences | - | (280) | (280) |
| | 10 | (1,426) | (1,416) |
| Balance at 31 December 2018 | 21 | (6,881) | (6,860) |

22. Subsequent events

There are no events subsequent to the year-end that require disclosure in these financial statements

Cap Energy Plc
Company Balance Sheet
As at 31 December 2018

Registered number: 05351398

| | | 31 Dec 2018 £'000 | 31 Dec 2017 £'000 |
|---|-------------|----------------------------------|----------------------------------|
| | Note | | |
| ASSETS | | | |
| FIXED ASSETS | | | |
| Tangible assets | | 2 | 3 |
| Investment in subsidiaries | 4 | 8,996 | 8,712 |
| | | <u>8,998</u> | <u>8,715</u> |
| CURRENT ASSETS | | | |
| Debtors | 5 | 84 | 134 |
| Cash and bank balances | | 19 | 9 |
| | | <u>103</u> | <u>143</u> |
| CREDITORS: AMOUNTS FALLING DUE WITHIN ONE YEAR | | | |
| | 8 | <u>(8,512)</u> | <u>(6,592)</u> |
| Net current liabilities | | <u>(8,409)</u> | <u>(6,449)</u> |
| NET ASSETS | | 589 | 2,266 |
| CAPITAL AND RESERVES | | | |
| Share capital | 6 | 1,538 | 1,538 |
| Share premium account | | 4,147 | 4,147 |
| EBT reserve | | 38 | 38 |
| Accumulated losses | | <u>(5,134)</u> | <u>(3,457)</u> |
| | | 589 | 2,266 |

The loss for the financial year dealt with in the financial statements of the parent company was £1,677,000 (2017: £809,000).

The notes on pages 40 to 44 form an integral part of these financial statements.

The financial statements on pages 38 to 44 were authorised for issue by the board of Directors on 28 June 2019 and were signed on its behalf.


Lina Haidar
Chief Executive Officer

Cap Energy Plc
Company Statement of Changes in Equity
For the year ended 31 December 2018

| | Share capital £'000 | Share premium £'000 | EBT reserve £'000 | Accumulated losses £'000 | Total equity £'000 |
|------------------------------------|---------------------------|---------------------------|-------------------------|--------------------------------|--------------------------|
| Balance at 1 January 2017 | 1,535 | 4,078 | 38 | (2,648) | 3,003 |
| Loss for the year | - | - | - | (809) | (809) |
| Transactions with owners: | | | | | |
| Issue of ordinary shares | 3 | 69 | - | - | 72 |
| | <u>3</u> | <u>69</u> | <u>-</u> | <u>(809)</u> | <u>(737)</u> |
| Balance at 31 December 2017 | 1,538 | 4,147 | 38 | (3,457) | 2,266 |
| Loss for the year | - | - | - | (1,677) | (1,677) |
| Transactions with owners: | | | | | |
| Issue of share capital | - | - | - | - | - |
| | <u>-</u> | <u>-</u> | <u>-</u> | <u>-</u> | <u>-</u> |
| Balance at 31 December 2018 | 1,538 | 4,147 | 38 | (5,134) | 589 |

The notes on pages 40 to 44 form an integral part of these financial statements.

Cap Energy Plc

Notes to the Company financial statements for the year ended 31 December 2018

1. General information

The Company is domiciled in England and incorporated and registered in England and Wales. The Company's Ordinary Shares are trading on J P Jenkins Limited's matched bargain platform. The address of its registered office is 2nd Floor, 20 Berkeley Square, London, W1J 6EQ. The registered number of the Company is 05351398.

2. Summary of significant accounting policies

(a) Basis of preparation

The Company's financial statements have been prepared in accordance with applicable law and accounting standards in the United Kingdom and under the historical cost accounting rules (Generally Accepted Accounting Practice in the United Kingdom).

The Directors have assessed the Company's ability to continue in operational existence for the foreseeable future in accordance with the FRC Guidance on the going concern basis of accounting and reporting on solvency and liquidity risks (April 2016). It is considered appropriate to continue to prepare the financial statements on a going concern basis notwithstanding that the Company has not yet earned any revenue. The Company is reliant on the continuing support from its shareholders and Directors and has funding plans in place for further capital to meet the Company's planned activities. This is more fully described in Note 2 (b) to the Consolidated Financial Statements.

These financial statements have been prepared in accordance with applicable United Kingdom accounting standards, including Financial Reporting Standard 102 – 'The Financial Reporting Standard applicable in the United Kingdom and Republic of Ireland' ('FRS 102'), and with the Companies Act 2006.

The Company has taken advantage of Section 408 of the Companies Act 2006 and has not included a Profit and Loss account in these separate financial statements. The loss attributable to members of the Company for the year ended 31 December 2018 is £1,677,000 (year ended 31 December 2017: loss of £809,000). Auditor's remuneration is disclosed in Note 6 to the Consolidated Financial Statements.

The Company has taken advantage of the following disclosure exemptions in preparing these financial statements, as permitted by FRS 102 "The Financial Reporting Standard applicable in the UK and Republic of Ireland":

- the requirements of Section 7 Statement of Cash Flows
- the requirements of Section 11 Financial Instruments

(b) Fixed asset investments

Fixed asset investments are carried at cost less any provision for impairment.

Cap Energy Plc

Notes to the Company financial statements for the year ended 31 December 2018

(c) Foreign currencies

Transactions in foreign currencies are recorded using the rate of exchange ruling at the date of the transaction. Monetary assets and liabilities denominated in foreign currencies are translated using the contracted rate or the rate of exchange ruling at the balance sheet date and the gains or losses on translation are included in the profit and loss account.

(d) Income taxes

The charge for taxation is based on the profit/loss for the year and takes into account taxation deferred because of timing differences between the treatment of certain items for taxation and accounting purposes.

Deferred tax is recognised in respect of all timing differences between the treatment of certain items for taxation and accounting purposes which have arisen but not reversed by the balance sheet date.

(e) Leases

Operating lease rentals are charged to the profit and loss account on a straight-line basis over the period of the lease.

(f) Share-based payment arrangements

Equity-settled share-based payments to employees and others providing similar services are measured at the fair value of the equity instruments at the date of issue. Details regarding the determination of the fair value of equity-settled share-based transactions are set out in Note 19 to the Consolidated Financial Statements.

The fair value determined at the date of issue of the equity-settled share-based payments is expensed on a straight-line basis over the vesting period, based on the Company's estimate of equity instruments that will eventually vest, with a corresponding increase in equity. At the end of each reporting period, the entity revises its estimate of the number of equity instruments expected to vest. The impact of the revision of the original estimates, if any, is recognised in profit or loss such that the cumulative expense reflects the revised estimate, with a corresponding adjustment to other reserves.

The proceeds of the issue of share warrants are credited directly to equity.

3. Segment reporting

The principal activity of the Company is that of a parent holding company which manages the Group's strategic direction and underlying subsidiaries. The Directors consider this to constitute one reportable segment.

Cap Energy Plc

Notes to the Company financial statements for the year ended 31 December 2018

4. Fixed asset investments

| Investments and long-term loans in subsidiary undertakings | Investments £'000 | Long term loans £'000 | 31 Dec 2018 Total £'000 | 31 Dec 2017 Total £'000 |
|--|----------------------|--------------------------|-------------------------------|-------------------------------|
| Cost | | | | |
| Brought forward | 1,162 | 7,550 | 8,712 | 8,193 |
| Additions | - | 284 | 284 | 519 |
| Carried forward | 1,162 | 7,834 | 8,996 | 8,712 |

Details of the Company's subsidiaries as at 31 December 2018 are set out in Note 11 to the Consolidated Financial Statements. Long term loans represent amounts owed by Sphere Petroleum Corporation and Sencap Limited, are unsecured and are interest free. The Directors do not intend to recall the loan for the foreseeable future.

5. Debtors

| | 31 Dec 2018 £'000 | 31 Dec 2017 £'000 |
|--------------------------------|----------------------|----------------------|
| Other debtors | 58 | 41 |
| Prepayments and accrued income | 26 | 93 |
| | <u>84</u> | <u>134</u> |

6. Share capital

Details of the Company's allotted, called-up and fully paid share capital are set out in Note 14 to the consolidated financial statements.

The ordinary shares of the Company carry one vote per share and an equal right to receive any dividend declared.

7. Reserves

The share premium account represents the amount received on the issue of ordinary shares by the Company in excess of their nominal value and is non-distributable.

The EBT reserve arises from the inclusion of £132 in respect of 25,654 ordinary shares in the Company held by the EBT ("Own Shares"). These shares were disposed of in December 2014 and the gain of £38,148 recognised in the EBT reserve. The EBT reserve is non-distributable.

Cap Energy Plc

Notes to the Company financial statements for the year ended 31 December 2018

8. Creditors: amounts falling due within one year

| | 31 Dec 2018 £'000 | 31 Dec 2017 £'000 |
|------------------------------|-------------------------|-------------------------|
| Trade creditors | 149 | 157 |
| Shareholder loans | 6 | 6 |
| Amounts due to Directors | 6,875 | 5,449 |
| Accruals and deferred income | 1,482 | 980 |
| | <u>8,512</u> | <u>6,592</u> |

The amounts owing to shareholders are unsecured, interest-free and repayable on demand. The amounts owing are to be settled in cash.

The amounts owing to Directors are unsecured, bear interest at 8% per annum and are repayable on demand. The amounts owing are to be settled in cash.

During the year ended 31 December 2018, interest charged on Directors' loans amounted to £465,000 (2017: £363,000).

9. Related party transactions

The only key management personnel of the Company are the Directors. Details of their remuneration and other related party transactions are contained in the Note 17 to the Consolidated Financial Statements.

In addition, the Company advanced amounts to its subsidiaries during the year, summarised as follows:

| | 31 Dec 2018 £'000 | 31 Dec 2017 £'000 |
|--------------------------------------|-------------------------|-------------------------|
| Opening amount due from subsidiaries | 7,550 | 7,031 |
| Amounts advanced in the year | 284 | 519 |
| Closing amount due from subsidiaries | <u>7,834</u> | <u>7,550</u> |

10. Share based payments

Details of the Company's Employee Benefits Trust are contained in Note 19 to the Consolidated Financial Statements.

Cap Energy Plc

Notes to the Company financial statements for the year ended 31 December 2018

11. Commitments

The amounts of minimum lease payments under non-cancellable operating leases are as follows:

| | At 31 Dec 2018 Land and buildings £'000 | At 31 Dec 2017 Land and buildings £'000 |
|-----------------------------------|--|--|
| Operating leases which expire: | | |
| Within one year | 54 | 54 |
| Years two to five | 96 | 150 |
| After more than five years | - | - |
| Aggregate amounts payable | <u>150</u> | <u>204</u> |

12. Subsequent events

There are no events subsequent to the year-end that require disclosure in these financial statements.

Company information

Directors

Lina Haidar, Chief Executive Officer
Pierantonio Tassini, Chief Operating Officer
Alexander Haly, Non-Executive Director
Guy Hustinx, Non-Executive Director

Company secretary

Martin Groak

Company number

05351398

Registered address

2nd Floor,
20 Berkeley Square
London, W1J 6EQ

Independent auditors

Crowe U.K. LLP
Chartered Accountants and Statutory Auditors
St Bride's House
10 Salisbury Square
London, EC4Y 8EH

Legal adviser

Fox Williams LLP
Ten Dominion Street
London, EC2M 2EE

Registrars

SLC Registrars
Elder House, St George's Business Park
Brooklands Road
Weybridge
Surrey
KT13 0TS