


CHEUNG KONG INFRASTRUCTURE HOLDINGS LIMITED

Incorporated in Bermuda with limited liability

Stock Code 1038

5095089
CKI UK Water Ltd
Amended

Annual report 2007



TEN-YEAR FINANCIAL SUMMARY

Consolidated Income Statement Summary

for the year ended 31st December

| HK\$ million | 2007 | 2006 | 2005 | 2004 | 2003 | 2002 | 2001 | 2000 | 1999 | 1998 |
|--|--------------|-------|-------|-------|-------|-------|-------|-------|-------|-------|
| Group turnover | 1,865 | 1,822 | 2,247 | 2,507 | 2,468 | 2,533 | 2,900 | 3,160 | 3,085 | 3,291 |
| Share of turnover of jointly controlled entities | 4,024 | 2,977 | 2,503 | 1,953 | 1,841 | 1,723 | 1,522 | 778 | 124 | 81 |
| Profit attributable to shareholders | 4,772 | 3,670 | 6,007 | 3,523 | 3,271 | 3,199 | 3,081 | 3,128 | 3,043 | 2,770 |
| Dividends | | | | | | | | | | |
| Interim dividend paid | 609 | 564 | 541 | 496 | 485 | 485 | 473 | 451 | 293 | 271 |
| Proposed final dividend | 1,871 | 1,690 | 1,596 | 1,285 | 1,127 | 1,048 | 947 | 902 | 654 | 586 |
| | 2,480 | 2,254 | 2,137 | 1,781 | 1,612 | 1,533 | 1,420 | 1,353 | 947 | 857 |

Consolidated Balance Sheet Summary

as at 31st December

| HK\$ million | 2007 | 2006 | 2005 | 2004 | 2003 | 2002 | 2001 | 2000 | 1999 | 1998 |
|---|----------------|----------|----------|----------|----------|----------|---------|----------|---------|---------|
| Property, plant and equipment | 1,121 | 991 | 919 | 1,864 | 1,410 | 1,587 | 1,721 | 1,840 | 1,890 | 1,887 |
| Investment properties | 160 | 130 | 59 | – | – | – | – | – | – | – |
| Leasehold land | 292 | 301 | 326 | 383 | 394 | 405 | 416 | 427 | 438 | 449 |
| Interests in associates | 30,389 | 29,382 | 26,911 | 25,261 | 23,334 | 22,012 | 17,863 | 18,466 | 10,881 | 8,888 |
| Interests in jointly controlled entities | 3,176 | 4,238 | 4,337 | 4,801 | 4,836 | 4,538 | 4,606 | 4,791 | 2,591 | 2,276 |
| Interests in infrastructure project investments | 377 | 490 | 579 | 1,855 | 1,948 | 2,465 | 3,469 | 4,294 | 6,280 | 7,056 |
| Investments in securities | 4,187 | 3,064 | 2,092 | 1,188 | 2,091 | 803 | 759 | 754 | 676 | – |
| Derivative financial instruments | 55 | 38 | 447 | – | – | – | – | – | – | – |
| Goodwill | 209 | 205 | 175 | 257 | – | – | – | – | – | – |
| Deferred tax assets | 5 | – | – | – | – | – | – | – | – | – |
| Other non-current assets | 19 | 13 | 9 | 14 | 36 | 43 | 43 | 39 | 11 | 6 |
| Current assets | 9,452 | 8,770 | 8,701 | 10,070 | 8,077 | 8,121 | 5,193 | 4,034 | 3,171 | 2,838 |
| Total assets | 49,442 | 47,622 | 44,555 | 45,693 | 42,126 | 39,974 | 34,070 | 34,645 | 25,938 | 23,400 |
| Current liabilities | (4,802) | (5,648) | (1,221) | (1,314) | (2,009) | (2,939) | (4,726) | (4,526) | (609) | (686) |
| Non-current liabilities | (5,183) | (6,109) | (9,798) | (13,399) | (11,230) | (10,487) | (4,591) | (7,087) | (4,055) | (3,203) |
| Total liabilities | (9,985) | (11,757) | (11,019) | (14,713) | (13,239) | (13,426) | (9,317) | (11,613) | (4,664) | (3,889) |
| Minority interests | (48) | (41) | (38) | (206) | (209) | (219) | (224) | (256) | (253) | (256) |
| Equity attributable to shareholders | 39,409 | 35,824 | 33,498 | 30,774 | 28,678 | 26,329 | 24,529 | 22,776 | 21,021 | 19,255 |

Per Share Data

| HK\$ | 2007 | 2006 | 2005 | 2004 | 2003 | 2002 | 2001 | 2000 | 1999 | 1998 |
|----------------------------|--------------|-------|-------|-------|-------|-------|-------|-------|-------|-------|
| Earnings per share | 2 12 | 1 63 | 2 66 | 1 56 | 1 45 | 1 42 | 1 37 | 1 39 | 1 35 | 1 23 |
| Dividends per share | 1 100 | 1 000 | 0 948 | 0 790 | 0 715 | 0 680 | 0 630 | 0 600 | 0 420 | 0 380 |
| Shareholders' equity | | | | | | | | | | |
| – net book value per share | 17 48 | 15 89 | 14 86 | 13 65 | 12 72 | 11 68 | 10 88 | 10 10 | 9 33 | 8 54 |

CHAIRMAN'S LETTER

HIGHLIGHTS

- Profit increased by 30% to reach HK\$4,772 million
- Total dividend for 2007 of HK\$1 10 per share, an increase of 10%
- Strong operating performance in all businesses
 - Hongkong Electric – up 9%
 - China portfolio – increased by 78%
 - Australia portfolio – 352% rise
 - UK portfolio – up 45%
 - Materials business – increased by 30%
- Milestones in 2007:
 - Commissioning of Jinwan Phase 1 Power Plant in Mainland China
 - Extension of Jinwan Phase 2 Power Plant
 - Acquisition of TransAlta Power in Canada
 - Acquisition of strategic stake in UK Southern Water
- Strong balance sheet, cash on hand of HK\$8,217 million, ready for future acquisitions

Cheung Kong Infrastructure Holdings Limited ("CKI" or the "Group") reached new heights in 2007

For the year ended 31st December, 2007, CKI's group turnover and its share of turnover of jointly controlled entities was HK\$5.9 billion, an increase of 23 per cent over the same period last year. Audited profit attributable to shareholders was HK\$4.8 billion, a significant increase of 30 per cent over 2006. Earnings per share were HK\$2.12.

CKI continues to have a very strong balance sheet. Cash on hand amounted to HK\$8.2 billion as at 31st December, 2007, while debt was HK\$7.6 billion, resulting in no net debt at the corporate level. Our "A-" rating from Standard and Poor's has been maintained for the 11th consecutive year since listing.

The Board of Directors of CKI (the "Board") has recommended a final dividend of HK\$0.83 per share. Together with the interim dividend of HK\$0.27 per share, this will bring the total dividend for the year to HK\$1.10 per share, a 10 per cent increase over last year. This represents 11 years of dividend growth every year since the Group's listing in 1996. The proposed dividend will be paid on 20th May, 2008 following approval at the Annual General Meeting, to shareholders whose names appear on the Register of Members of the Company on 15th May, 2008.

CHAIRMAN'S LETTER

Several new projects were concluded in the year adding to the robust portfolio of businesses CKI has built up over the years, which now comprise

- A power generation portfolio in Hong Kong, Mainland China and Canada that exceeds 10,000 MW,
- Electricity distribution networks in Hong Kong and Australia,
- Gas distribution businesses in the United Kingdom and Australia,
- Water assets in the United Kingdom and Australia, and
- Toll roads and bridges that cover approximately 400 kilometres in various provinces throughout Mainland China

2007 OPERATIONS REVIEW

Hongkong Electric

Profit contribution from Hongkong Electric Holdings Limited ("Hongkong Electric") recorded growth of 9 per cent, amounting to HK\$2.9 billion in 2007. Hongkong Electric entered into a new Scheme of Control Agreement with the Hong Kong Government which provides for a fixed permitted return on average net fixed assets for ten years from January 2009, with a Government option to extend the agreement for a further term of five years. This agreement removes uncertainties surrounding the electricity industry in Hong Kong and under this long-term stable regulatory framework, Hongkong Electric will continue to make a steady profit contribution to CKI.

International Infrastructure Investments

Mainland China

Profit contribution from CKI's China portfolio in 2007 was HK\$1.6 billion, an increase of 78 per cent over the same period last year.

The Group's energy investments reported solid performance on the back of increasing electricity demand in Mainland China.

Zhuhai Power Plant continued to be a solid performer in our China portfolio in 2007. An extension to the Zhuhai Power Plant, Jinwan Phase 1 Power Plant project, was commissioned in February 2007. This project added 1,200 MW of electricity generation capacity, providing additional profit contribution to the Group. In October 2007, CKI signed an agreement to develop the Jinwan Phase 2 Power Plant project, which will comprise two new power plant units with total installed capacity of 2,000 MW.

CKI's Siping Cogen Power Plants in Jilin also performed well during the year.

The Group's portfolio of toll roads in Mainland China achieved stable performance in 2007. A one-off gain of HK\$815 million was recorded arising from the sale of our stake in the Guangzhou East-South-West Ring Road to our joint venture partner.

Australia

Profit contribution from the Group's Australian businesses increased over three-fold to HK\$289 million.

The electricity distribution businesses delivered good operating results in 2007. ETSA Utilities, CitiPower I Pty Ltd. and Powercor Australia Limited recorded enhanced returns through both increased regulated revenue and expanded non-regulated business activities.

Our strategic investments in two listed energy companies in Australia, namely Envestra Limited and Spark Infrastructure Group, performed well during the year.

In early 2007, the Group divested 21 per cent of its 40 per cent stake in the Lane Cove Tunnel in Sydney, Australia, bringing its shareholding down to 19 per cent. Subsequently, after tunnel opening in March 2007, traffic levels have been significantly lower than expected. As a result, full provision has been made against the remaining carrying value of this investment.

United Kingdom

In the United Kingdom, a 45 per cent increase was reported by our water and gas businesses, with a total profit contribution of HK\$458 million.

Strong growth was achieved by Northern Gas Networks Limited ("Northern Gas Networks"). The regulatory reset for the period 2008-2013 was completed in December 2007. This will provide Northern Gas Networks with a high degree of income certainty for the next five years.

CHAIRMAN'S LETTER

In the water business, stable cash and profit returns were generated by Cambridge Water PLC during the period under review

Our portfolio of investments in the United Kingdom was extended with the acquisition of a stake in Southern Water Group ("Southern Water") in the fourth quarter of 2007. Southern Water is a regulated water and sewage company in the United Kingdom, with an enterprise value of approximately HK\$66 billion (GBP 4.2 billion). Our 4.75 per cent stake in Southern Water provides immediate earning accretion and good returns.

New Market – Canada

2007 marked our first electricity generation investment in North America. CKI acquired and subsequently privatised TransAlta Power, L.P. ("TransAlta Power"), which was previously listed on the Toronto Stock Exchange. TransAlta Power has stakes in six Canadian power plants with a total generating capacity of 1,362 MW. The total cost of acquisition was HK\$5 billion (C\$630 million). CKI subsequently divested 50 per cent of its interest to Hongkong Electric. The acquisition represents a springboard for CKI into the Canadian electricity market and provides an immediate cashflow stream and profit contribution to the Group in 2008.

Materials business

Our materials business performed well in 2007. With the resurgence of the property and infrastructure markets, the demand for the materials business improved and generated a profit contribution of HK\$143 million, up 30 per cent from last year.

PROSPECTS

CKI is in a formidable position to capitalise on development opportunities which are generally expected to arise in the near term.


The regulatory settlements for Hongkong Electric and Northern Gas Networks have been completed and uncertainties resolved.

The strong recurring cashflow generated from our regulated businesses underpin the Group's long-term stability, while contributions from our global portfolio continue to grow. The prospects for CKI's infrastructure investments are bright, with the pace of organic growth experienced to date expected to continue.

At present, our cash on hand stands at HK\$8.2 billion, while debt stands at HK\$7.6 billion, resulting in no net debt at the corporate level. With the Group's solid balance sheet, we are well-positioned to pursue new expansion opportunities.

The ongoing global credit crisis means that ready cash is a vital commodity. CKI's strong recurring cashflow and ample cash reserves should prove to be very timely in such circumstances. We look forward to leveraging on our position of strength to take advantage of potential opportunities for further expansion and diversification.

I would like to take this opportunity to thank the Board, management and staff of CKI for their dedication and efforts, as well as our shareholders for their unwavering support of the Group.

A handwritten signature in black ink, consisting of several overlapping, sweeping strokes that form a stylized representation of the name 'Li Tzar Kuoi'.

Li Tzar Kuoi, Victor

Chairman

Hong Kong, 17th March, 2008

In 2007, CKI achieved a strong performance, both in terms of financial and operating results

Profit attributable to shareholders reached HK\$4,772 million for the period under review, representing a 30% rise over last year. As well as sustaining profit growth, we have delivered a consistent trend of dividend growth to our shareholders for 11 consecutive years since listing. In 2007, the total dividend for the year was HK\$1.10 per share, up by 10% over last year. CKI has built a solid financial foundation, with cash on hand of HK\$8,217 million and no net debt at corporate level.

Our diverse portfolio of quality infrastructure assets has performed well over the past year, achieving continued organic growth. In addition, we made three new investments across three continents that have further expanded our business scope.

during the year. Through diversification and globalization, CKI has evolved from being a Hong Kong and Mainland China focused company into a leading infrastructure player on the world stage.

NEW MILESTONES IN 2007

In 2007, CKI made considerable strides in further expanding our portfolio of infrastructure investments, with new milestones in three different countries.

We signed an agreement in October with our Mainland partner to invest around RMB 6.8 billion to build two new power plants – Jinwan Phase 2 Power Plant project – in Zhuhai. They will have a total installed capacity of 2,000 MW. This development is poised to further enhance the power generating capabilities of our electricity investments in Zhuhai to a total installed capacity of 4,600 MW. With the demand for power in the Pearl River Delta region continuing to mount, our electricity operations in Zhuhai have been a major profit contributor in our Mainland portfolio for a number of years now and we expect this trend to continue.

In the United Kingdom, we extended our investment portfolio with the acquisition of a stake in Southern Water Group. A regulated water and sewage company with an enterprise value of approximately HK\$66 billion (GBP 4.2 billion), Southern Water provides service to the South of England. CKI holds a 4.75% interest in this asset. This investment generates immediate earnings accretion and good returns.

During the course of 2007, we also made our first electricity generation investment in North America. CKI successfully acquired and privatized TransAlta Power, L.P., a company that was previously listed on the Toronto Stock Exchange. It has stakes in six Canadian power plants, with a total generating capacity of 1,362 MW. The total cost of the acquisition

was approximately HK\$5 billion (C\$630 million). 50% of CKI's shareholding was subsequently divested to Hongkong Electric. We expect that this acquisition will provide immediate cashflow stream and profit contribution to the Group in the coming year.

These new developments represent more highlights in our story of diversification, globalization and expansion. As well as extending our reach in different markets and industries, these acquisitions will strengthen our financial foundation for continued growth.

A DIVERSIFIED PORTFOLIO OF QUALITY ASSETS

Following the fruitful business developments of 2007, CKI has enhanced our position as a leading global infrastructure player. We now have built a strong portfolio of businesses that comprises a power generation portfolio in Hong Kong, Mainland China and Canada with a total installed capacity that will exceed 10,000 MW, an electricity distribution network that covers Hong Kong and Australia, gas businesses in the United Kingdom and Australia, water assets in the United Kingdom and Australia, approximately 400 kilometres of toll roads and bridges in various provinces in Mainland China, and cement, concrete and quarry operations in Hong Kong, Mainland China and the Philippines.

Over the years, our quality investments have delivered steady income streams to CKI. Our portfolio of infrastructure assets, comprising a high proportion of regulated businesses, has achieved robust organic growth over the years. We expect that this trend of positive and certain profit contribution will be sustained by these businesses in the years to come.


PLANS FOR CONTINUED EXPANSION

The current economic climate and ongoing credit crisis presents real opportunity for companies with financial depth and strong cash reserves. CKI's solid balance sheet, with cash on hand of HK\$8,217 million, is a real competitive edge in this environment.

The Group will aggressively pursue new acquisition opportunities that will further enhance our portfolio. Given the capital intensive nature of the industry, we are regarded as one of the few ready, willing and able players. We are keeping a close eye on developments in the Asian, North American, Australian and European markets for opportunities for continued diversification.

At the same time, we will also nurture the organic growth of our existing businesses and maximize the performance of our quality infrastructure portfolio.


We are very optimistic about our prospects as a leading infrastructure company in the global market and look forward to generating even better returns for our shareholders.



H L Kam

Group Managing Director

Hong Kong, 17th March, 2008



CKI is the major shareholder of Hongkong Electric, a publicly listed company in Hong Kong, which is responsible for the generation, transmission and distribution of power to Hong Kong Island and Lamma Island. Hongkong Electric has a total installed capacity of 3,756 MW, serving more than 550,000 customers.

Initiatives to raise awareness and promote public understanding of renewable energy in Hong Kong were also successful. The 800 kW Lamma Winds wind turbine and exhibition centre has continued to be a popular renewable energy attraction.

In early 2008, a new Scheme of Control Agreement was signed by Hongkong Electric and the Hong Kong Government for ten years commencing 1 January 2009, with a Government option to extend the agreement for a further term of 5 years. The agreement provides for a 9.99% permitted rate of return on average net fixed assets other than for renewable energy fixed assets for which the permitted return is 11%. The new Scheme of Control Agreement provides a certain and stable long-term regulatory framework for Hong Kong's electricity industry.

INTERNATIONAL OPERATIONS

The overseas energy businesses of Hongkong Electric performed well during the year to enhance overall profitability.

The Australian electricity distribution businesses in South Australia and Victoria delivered good results, with higher revenue recorded.

In the United Kingdom, Hongkong Electric holds a 19.9% stake in Northern Gas Networks Limited. Very satisfactory growth was recorded by this business during the year, in excess of initial forecasts.

Construction of the 1,400 MW gas fired Ratchaburi Power Station in Thailand is progressing well. The first 700 MW unit commenced commercial operation in early March 2008, while the second unit is scheduled for commissioning in June 2008.

In Canada, Hongkong Electric acquired a 50% stake in Stanley Power Inc. at the end of 2007. Stanley Power holds a 49.99% interest in TransAlta Cogeneration, L.P., which has interests in six power plants in Canada.

CKI's extensive portfolio of energy investments span across Mainland China, Australia, the United Kingdom and Canada. As a major source of profit generation for the Group, CKI's energy assets have consistently delivered stable cash flows and good investment returns.

INFRASTRUCTURE INVESTMENTS

ENERGY

ETSA Utilities the electricity distribution business for the state of South Australia, recorded strong performance

CitiPower supplies electricity to Melbourne's central business district and inner suburbs

AUSTRALIAN ENERGY

CKI, together with Hongkong Electric, is the largest electricity distributor in Australia, with operations in the states of South Australia and Victoria. CKI is also a strategic shareholder in Australia's largest listed natural gas distribution company.

ETSA Utilities

ETSA Utilities, which employs about 1,700 people, is the electricity distribution business for the state of South Australia. The primary role of ETSA Utilities is the safe and reliable delivery of electricity from high voltage transmission network connection points to residential and business customers throughout the state. Serving over 792,000 customers, ETSA Utilities supports a network comprising 382 zone substations and powerlines covering a route length of 85,500 kilometres.

In 2007, ETSA Utilities recorded a strong performance through enhanced regulated revenue and an increase in the scope of its non-regulated businesses.

CKI together with Hongkong Electric own a 51% stake in this electricity distribution business.

CHEDHA Holdings Pty Ltd

CHEDHA Holdings is the holding company of Powercor and CitiPower, in which CKI and Hongkong Electric hold a combined 51% stake. During the year, these electricity distribution businesses generated strong cash returns to CKI, exceeding projections.

western Victoria and Melbourne's outer suburbs

Powercor Australia Limited

Powercor is Victoria's largest electricity distributor, supplying electricity to regional and rural centres in central and western Victoria, and Melbourne's outer western suburbs. Powercor services approximately 673,000 customers. It also has three successful non-regulated businesses: Powercor Network Services, Powercor IT and Customer Services.

CitiPower I Pty Ltd

CitiPower, which operates the most reliable electricity network in Australia, supplies electricity to approximately 300,000 customers in Melbourne's central business district and inner suburbs.

Spark Infrastructure Group

Spark Infrastructure is a leading Australian utility infrastructure investment group with a portfolio that comprises 49% interests in each of CitiPower, Powercor and ETSA Utilities. CKI holds an 8.7% stake in Spark Infrastructure, as well as is a joint asset manager of this infrastructure investment group. During the year, Spark Infrastructure performed well on the back of good results from its infrastructure investments.

Envestra Limited

Envestra is Australia's largest natural gas distribution company. It owns about 20,000 kilometres of natural gas distribution pipelines and 1,000 kilometres of transmission pipelines, serving around one million consumers in South Australia, Victoria, Queensland, New South Wales and the Northern Territory. Revenue is generated by charging retailers for the transportation of natural gas through these networks. In 2007, the company celebrated its 10th year of listing on the Australian Stock Exchange.

The Group holds a 16.8% stake in Envestra, a distribution asset that continues to generate double-digit cash yields for CKI.

INVESTMENT IN HONGKONG ELECTRIC

Hongkong Electric recorded a stable performance in 2007. Consolidated net profit after tax was HK\$7,448 million, an increase of 8.9% over the previous year. Earnings from Hong Kong operations were HK\$6,727 million, a rise of 9.0% as a result of higher unit sales of electricity, the impact of no special rebate in 2007 and higher interest income. Earnings from Hongkong Electric's international operations were HK\$721 million, a 7.8% increase over 2006 primarily due to higher earnings from its Australian energy businesses.

HONG KONG OPERATIONS

In 2007, Hongkong Electric's unit sales of electricity grew by 1.1%, an improvement as compared with 0.2% growth recorded in 2006. The period under review saw the number of domestic and commercial customers increase slightly, while the number of industrial sector customers recorded a slight decrease.

Supply reliability was maintained at over 99.999% in 2007, a standard consistently achieved by Hongkong Electric since 1997.

Hongkong Electric's emission reduction programme at the Lamma Power Station progressed well in 2007, as the company steadily moves towards achieving the Hong Kong Government's emission targets. The first gas fired combined cycle unit, Unit 9, generated 17% of the electricity sent out from the Lamma Power Station. This has helped to reduce Hongkong Electric's overall emission levels.

a total population of 6.7 million

UK GAS

Northern Gas Networks Limited is responsible for distributing gas to homes and businesses across the North of England, an area covering West, East and North Yorkshire, as well as the North East and Northern Cumbria. Its network comprises 36,000 kilometres of gas pipes and its network area comprises large cities such as Newcastle, York, Sunderland, Leeds, Hull and Bradford and a significant rural area including North Yorkshire and Cumbria, with a total population of 6.7 million.

CKI holds a 40% stake in this business. Returns to date have exceeded the Group's initial forecasts. Following the satisfactory conclusion of the tariff reset in December 2007, Northern Gas Networks is expected to provide secure and predictable returns to CKI for the ensuing regulatory period 2008-2013. During the year, Northern Gas Networks was named the most efficient gas network by the United Kingdom's gas and electricity regulator, setting new benchmarks for the entire industry.

ELECTRICITY IN CANADA

TransAlta Power, L.P. owns a 49.99% interest in TransAlta Cogeneration, L.P., which has stakes in six Canadian generating plants. They include five natural-gas powered cogeneration plants in Alberta, Saskatchewan and Ontario, and a coal-fired generation plant in Alberta. The plants have a total generating capacity of 1,362 MW of electric power.

In 2007, CKI acquired and privatized TransAlta Power, which was previously listed on the Toronto Stock Exchange. This marked the Group's first electricity generation investment in North America. The business is now jointly owned by CKI and Hongkong Electric, and is expected to provide immediate cashflow and attractive returns to CKI.

CKI's transportation investments comprise projects in Mainland China and Australia. Overall, this portfolio generates stable cashflow and steady returns to the Group.

BUSINESS REVIEW

INFRASTRUCTURE INVESTMENTS ENERGY

CHINA POWER

Amidst strong economic growth and an indefatigable appetite for power in Mainland China, the Group's energy portfolio performed very well

The Zhuhai Power Plant remains a key project in CKI's power portfolio in Mainland China, delivering an outstanding performance in 2007. Achieving over 6,000 operating hours, this represented excess generation of more than 25% over the Annual Minimum Quantity. In addition, the flue gas desulfurization plant was put into commercial operation at the beginning of 2007.

As an extension to the Zhuhai Power Plant, Jinwan Phase 1 Power Plant project was commissioned and has provided profit contribution since February 2007. It has added 1,200 MW of generating capacity to CKI's operations in Zhuhai. Both units generated 6.2 billion kWh of power during the year, representing a very satisfactory utilization rate for a newly commissioned power generation plant. Equipped with an advanced flue gas desulfurization system, the efficiency of Jinwan Phase 1 Power Plant project has complied with all relevant regulations.

In October 2007, CKI signed an agreement to develop the Jinwan Phase 2 Power Plant project, which will comprise two new power plant units with total installed capacity of 2,000 MW. The project feasibility report, evaluation of major equipment bids and contract negotiation, as well as preliminary plant design, are all in progress. Following the requisite government approvals, construction will begin on Jinwan Phase 2 Power Plant project and operations are expected to commence in 2010.

Given the strong growth of power demand in the Pearl River Delta region, the power plant operations in Zhuhai are expected to play a key role in CKI's Mainland China portfolio for many years to come.

CKI also holds a 45% stake in the Siping Cogen Power Plants in Jilin, which have a total capacity of 200 MW. The output of the Siping Plants achieved a record performance in 2007, with about 1.4 billion kWh of electricity generated. Heat sold during the year increased to 2.89 million GJ, an increase of 18% over last year.

AUSTRALIAN PROJECT

In early 2007, the Group reduced its 40% stake in the Lane Cove Tunnel to 19%. Subsequently, following its opening in March 2007, traffic levels for the tunnel have been lower than expected. In light of this, a full provision has been made against the remaining carrying value of this investment.

With investments in the United Kingdom and Australia,
CKI's water businesses have delivered stable returns

CAMBRIDGE WATER PLC

Supplying fresh water to customers in an area of 1,175 sq km in South Cambridgeshire in the United Kingdom, Cambridge Water serves a population of approximately 300,000

During the year, Cambridge Water achieved a satisfactory performance and generated good returns for CKI

INFRASTRUCTURE INVESTMENTS

WATER

CAMBRIDGE WATER PLC

Supplying fresh water to customers in an area of 1,175 sq km in South Cambridgeshire in the United Kingdom, Cambridge Water serves a population of approximately 300,000

During the year, Cambridge Water achieved a satisfactory performance and generated good returns for CKI

INFRASTRUCTURE INVESTMENTS

TRANSPORTATION

CHINA TRANSPORTATION

CKI's portfolio of toll roads in Mainland China achieved a stable performance in 2007. As a result of strong growth in Guangdong Province, both the Shen-Shan Highway (Eastern Section) and Shantou Bay Bridge delivered good performances during the year. Toll road income increased, with double-digit growth in revenue as compared with last year. A one-off gain of HK\$815 million was recorded from the sale of the Group's stake in the Guangzhou East-South-West Ring Road to its Chinese partner.

SOUTHERN WATER GROUP

Southern Water is a regulated business which supplies water to approximately 2.3 million people and wastewater services to 4.3 million people in the United Kingdom. Its geographical reach covers an area of 10,550 sq km in the counties of Kent, East and West Sussex, Hampshire, and the Isle of Wight, as well as a part of Wiltshire, Berkshire and Surrey.

Following its acquisition in 2007, CKI now has a 47.5% stake in Southern Water, taking advantage of a strategic investment opportunity that will provide immediate earnings accretion and cashflow to the Group.

AQUATOWER PTY LIMITED

AquaTower is the exclusive potable water supplier of four regional towns in Victoria, Australia. The company provides an essential service to around 25,000 people.

CKI holds a 49% interest in AquaTower. This project has generated stable contributions during the year.

The Group is Hong Kong's leading infrastructure materials company
in cement, concrete and aggregates businesses.

INFRASTRUCTURE RELATED BUSINESS

Overall, the performance of CKI's materials businesses improved as compared to the previous few years. Profit contribution from materials operations in Hong Kong and Mainland China increased by 30% over the same period in 2006 as a result of effective cost savings, higher selling prices and improved margins. Outlook for the construction industry in Hong Kong is more optimistic as a result of the Government's plan to develop more major infrastructure projects in the coming few years.

CEMENT

In 2007, despite the rising cost of coal and mounting freight charges, Green Island Cement Company Limited achieved a stable performance.

In Mainland China, benefiting from the growing cement demand arising from increasing construction activity in the Guangdong region, the Group's cement operations in Yunfu recorded a continual improvement in profit margin

CONCRETE AND AGGREGATES

Alliance Construction Materials Limited, a 50/50 joint venture between CKI and Hanson PLC, maintained its market leadership position in Hong Kong's concrete industry. The company reported a satisfactory performance in 2007, with increased profit contribution through disciplined pricing and cost management.

In support of its concrete business, Alliance is also engaged in the supply of aggregates. It holds an interest in all three quarries in Hong Kong and is one of the largest suppliers of aggregates in the territory. Alliance is exploring future reserve opportunities in the Pearl River Delta region to expand its sources of aggregates supply.

FINANCIAL REVIEW

FINANCIAL RESOURCES, TREASURY ACTIVITIES AND GEARING RATIO

The Group's capital expenditure and investments were funded from cash on hand, internal cash generation, syndicated loans, notes issued and other project loans

As at 31st December, 2007, total borrowings of the Group amounted to HK\$7,579 million, which are all denominated in foreign currencies. Of the total borrowings, 39 per cent were repayable in 2008, 33 per cent were repayable between 2009 and 2012 and 28 per cent repayable beyond 2012. The Group's financing activities continue to be well received and fully supported by its bankers.

The Group adopts conservative treasury policies in cash and financial management. To achieve better risk control and minimise the cost of funds, the Group's treasury activities are centralised. Cash is generally placed in short-term deposits mostly denominated in U.S. dollars, Hong Kong dollars, Australian dollars or Pounds Sterling. The Group's liquidity and financing requirements are reviewed regularly. The Group will continue to maintain a strong capital structure when considering financing for new investments or maturity of bank loans.

As at 31st December, 2007, the Group has changed to a net cash position from the 4 per cent gearing of net debt to shareholders' equity at the year end of 2006. Such change was mainly due to proceeds from divestment of interests in certain projects in Mainland China and Australia during the current year.

To minimise currency risk exposure in respect of its investments in other countries, the Group generally hedges those investments with the appropriate level of borrowings denominated in the local currencies of those countries. The Group also entered into certain interest rate and currency swaps to mitigate interest rate and other currency exposure risks. As at 31st December, 2007, the notional amounts of these derivative instruments amounted to HK\$9,569 million.

CHARGE ON GROUP ASSETS

As at 31st December, 2007, the Group's interests in an affiliated company with carrying value of HK\$2,082 million were pledged as part of the security to secure bank borrowings totalling HK\$2,231 million granted to the affiliated company. The Group's obligations under finance leases totalling HK\$49 million were secured by charge over the leased assets with carrying value of HK\$263 million. Moreover, certain plant and machinery of the Group with carrying value of HK\$67 million were pledged to secure bank borrowings totalling HK\$44 million granted to the Group.

CONTINGENT LIABILITIES

As at 31st December, 2007, the Group was subject to the following contingent liabilities

| HK\$ million | |
|--|-------|
| Guarantee in respect of a bank loan drawn by an affiliated company | 2,522 |
| Performance bonds | 59 |
| Total | 2,581 |

EMPLOYEES

The Group, including its subsidiaries but excluding affiliated companies, employs a total of 1,020 employees. Employees' cost (excluding directors' emoluments) amounted to HK\$274 million. The Group ensures that the pay levels of its employees are competitive and that its employees are rewarded on a performance related basis within the general framework of the Group's salary and bonus system.

Preferential subscription of 2,978,000 new shares of the Company was given to those employees who had subscribed for shares of HK\$1.00 each in the Company at HK\$12.65 per share on the flotation of the Company in 1996. The Group does not have any share option scheme for employees.

DIRECTORS' BIOGRAPHICAL INFORMATION

LI Tzar Kuoi, Victor, aged 43, has been the Chairman of the Company since its incorporation in May 1996. He is the Chairman of the Remuneration Committee of the Company. He is also the Chairman of CK Life Sciences Int'l, (Holdings) Inc, the Managing Director and Deputy Chairman of Cheung Kong (Holdings) Limited, Deputy Chairman of Hutchison Whampoa Limited, an Executive Director of Hongkong Electric Holdings Limited, the Co-Chairman of Husky Energy Inc and a Director of The Hongkong and Shanghai Banking Corporation Limited. Mr Victor Li serves as a member of the Standing Committee of the 11th National Committee of the Chinese People's Political Consultative Conference of the People's Republic of China. He is also a member of the Commission on Strategic Development of the Hong Kong Special Administrative Region. He acts as a director of the substantial shareholders of the Company within the meaning of Part XV of the Securities and Futures Ordinance ("SFO"), namely Cheung Kong (Holdings) Limited, Hutchison Whampoa Limited and Hutchison International Limited. He holds a Bachelor of Science degree in Civil Engineering and a Master of Science degree in Structural Engineering. Mr Victor Li is son of Mr Li Ka-shing, a substantial shareholder of the Company within the meaning of Part XV of the SFO, and nephew of Mr Kam Hing Lam, the Group Managing Director of the Company.

KAM Hing Lam, aged 61, has been the Group Managing Director of the Company since its incorporation in May 1996. He has also been the Deputy Managing Director of Cheung Kong (Holdings) Limited since February 1993. He is also the President and Chief Executive Officer of CK Life Sciences Int'l, (Holdings) Inc, an Executive Director of Hutchison Whampoa Limited and Hongkong Electric Holdings Limited, and a Non-executive Director of Spark Infrastructure Group. He acts as a director of the substantial shareholders of the Company within the meaning of Part XV of the SFO, namely Cheung Kong (Holdings) Limited, Hutchison Whampoa Limited and Hutchison International Limited. Mr. Kam is a member of the Beijing Committee of the Chinese People's Political Consultative Conference of the People's Republic of China. He holds a Bachelor of Science degree in Engineering and a Master's degree in Business Administration. Mr. Kam is uncle of Mr. Li Tzar Kuoi, Victor, the Chairman of the Company.

IP Tak Chuen, Edmond, aged 55, has been an Executive Director of the Company since its incorporation in May 1996 and Deputy Chairman of the Company since February 2003. He is also Deputy Managing Director of Cheung Kong (Holdings) Limited, which is a substantial shareholder of the Company within the meaning of Part XV of the SFO. In addition, he is the Senior Vice President and Chief Investment Officer of CK Life Sciences Int'l, (Holdings) Inc, a Non-executive Director of TOM Group Limited and ARA Asset Management Limited, and a Director of ARA Asset Management (Singapore) Limited and ARA Trust Management (Suntec) Limited. He holds a Bachelor of Arts degree in Economics and a Master of Science degree in Business Administration.

FOK Kin Ning, Canning, aged 56, has been an Executive Director and Deputy Chairman of the Company since March 1997. He is currently the Group Managing Director of Hutchison Whampoa Limited and a Non-executive Director of Cheung Kong (Holdings) Limited, both being substantial shareholders of the Company within the meaning of Part XV of the SFO. In addition, Mr. Fok is the Chairman of Hutchison Harbour Ring Limited, Hutchison Telecommunications International Limited, Hutchison Telecommunications (Australia) Limited, Hongkong Electric Holdings Limited and Partner Communications Company Ltd. and the Co-Chairman of Husky Energy Inc. He also acts as a director of Hutchison International Limited, which is also a substantial shareholder of the Company within the meaning of Part XV of the SFO. He holds a Bachelor of Arts degree and a Diploma in Financial Management, and is a member of the Australian Institute of Chartered Accountants.

DIRECTORS' BIOGRAPHICAL INFORMATION (CONT'D)

Andrew John HUNTER, aged 49, has been an Executive Director and Chief Operating Officer of the Company since December 2006. Mr. Hunter is currently the Chief Financial Officer of Cheung Kong (Holdings) Limited, which is a substantial shareholder of the Company within the meaning of Part XV of the SFO. Mr. Hunter is also an Executive Director of Hongkong Electric Holdings Limited and a Non-executive Director of Spark Infrastructure Group. Prior to the appointment to the board of Hongkong Electric Holdings Limited in 1999, Mr. Hunter was the Finance Director of the Hutchison Property Group. He holds a Master of Arts degree and a Master's degree in Business Administration. He is a member of the Institute of Chartered Accountants of Scotland and of the Hong Kong Institute of Certified Public Accountants. He has over 25 years of experience in accounting and financial management.

CHOW WOO Mo Fong, Susan, aged 54, has been an Executive Director of the Company since March 1997. She is the Deputy Group Managing Director of Hutchison Whampoa Limited, which is a substantial shareholder of the Company within the meaning of Part XV of the SFO. She is also an Executive Director of Hutchison Harbour Ring Limited and Hongkong Electric Holdings Limited, a Non-executive Director of Hutchison Telecommunications International Limited and TOM Group Limited and a Director of Hutchison Telecommunications (Australia) Limited and Partner Communications Company Ltd. She also acts as a director of Hutchison Infrastructure Holdings Limited, and Hutchison International Limited, which are also substantial shareholders of the Company within the meaning of Part XV of the SFO. She is a solicitor and holds a Bachelor's degree in Business Administration.

Frank John SIXT, aged 56, has been an Executive Director of the Company since its incorporation in May 1996. He is a Non-executive Director of Cheung Kong (Holdings) Limited and the Group Finance Director of Hutchison Whampoa Limited, both being substantial shareholders of the Company within the meaning of Part XV of the SFO. He is also the Chairman of TOM Group Limited, an Executive Director of Hongkong Electric Holdings Limited, a Non-executive Director of Hutchison Telecommunications International Limited and a Director of Hutchison Telecommunications (Australia) Limited, Husky Energy Inc. and Partner Communications Company Ltd. He also acts as a director of Hutchison Infrastructure Holdings Limited, Hutchison International Limited, Li Ka-Shing Unity Trustee Company Limited as trustee of The Li Ka-Shing Unity Trust, Li Ka-Shing Unity Trustee Corporation Limited as trustee of The Li Ka-Shing Unity Discretionary Trust and Li Ka-Shing Unity Trustcorp Limited as trustee of another discretionary trust, all being substantial shareholders of the Company within the meaning of Part XV of the SFO. He holds a Master's degree in Arts and a Bachelor's degree in Civil Law, and is a member of the Bar and of the Law Society of the Provinces of Quebec and Ontario, Canada.

Tso Kai Sum, aged 76, has been an Executive Director of the Company since March 1997. He is also the Group Managing Director of Hongkong Electric Holdings Limited. Mr. Tso initially worked with the Hongkong Electric Group from 1966 to 1981, holding the positions of Chief Project Engineer of The Hongkong Electric Company, Limited and Executive Director of Associated Technical Services Limited. In 1981, he joined International City Holdings Limited as an Executive Director. In 1987, he joined the Hutchison Whampoa Group as the Group Managing Director of Hutchison Whampoa Properties. In 1997, he re-joined the Hongkong Electric Group as Group Managing Director. Mr. Tso holds a Bachelor of Science degree in Civil Engineering and is also a Chartered Engineer. He is a member of the Institute of Civil Engineers and the Institute of Structural Engineers in the United Kingdom.

DIRECTORS' BIOGRAPHICAL INFORMATION (CONT'D)

CHEONG Ying Chew, Henry, aged 60, has been an Independent Non-executive Director of the Company since its incorporation in May 1996. He has been a member of the Audit Committee of the Company since December 1998 and acted as the Chairman of the Audit Committee from December 1998 to December 2006. Mr. Cheong is also a member of the Remuneration Committee of the Company. He holds a Bachelor of Science degree in Mathematics and a Master of Science degree in Operational Research and Management. He is also an Independent Non-executive Director of Cheung Kong (Holdings) Limited, which is a substantial shareholder of the Company within the meaning of Part XV of the SFO. In addition, he is an Independent Non-executive Director of Excel Technology International Holdings Limited, New World Department Store China Limited, SPG Land (Holdings) Limited and TOM Group Limited, all being listed companies in Hong Kong, and FFP Golden Asia Fund Inc. (formerly known as Jade Asia Pacific Fund Inc.), a listed company in Ireland.

KWOK Eva Lee, aged 65, has been an Independent Non-executive Director of the Company since September 2004. She is also an Independent Non-executive Director of CK Life Sciences Int'l, (Holdings) Inc. and a Director of Li Ka Shing (Canada) Foundation. She currently serves as Chair and Chief Executive Officer of Amara International Investment Corporation. Mrs. Kwok also acts as an Independent Director for Husky Energy Inc. and Bank of Montreal. Mrs. Kwok currently sits on the Audit Committee and Pension Fund Society of the Bank of Montreal, the Compensation Committee and Corporate Governance Committee of Husky Energy Inc., and the Audit Committee and the Remuneration Committee of CK Life Sciences Int'l, (Holdings) Inc. and the Audit Committee of the Company. She is also a member of the Conference Board of Canada's Advisory Board for the National Awards in Governance. In addition, she previously sat on the Nominating and Governance Committee of Shoppers Drug Mart Corporation, the Independent Committee of Directors and Human Resources Committee of Telesystems International Wireless (TIW) Inc., the Independent Committee of Directors and the Corporate Governance Committee of Fletcher Challenge Canada Ltd., the Audit and Corporate Governance Committees of Clarica Life Insurance Company and the Corporate Governance Committee of Air Canada.

SNG Sow-mei alias POON Sow Mei, aged 66, has been an Independent Non-executive Director and a member of the Audit Committee of the Company since September 2004. She has been an Independent Director of ARA Asset Management (Singapore) Limited since 23rd June, 2003, an Independent Director of ARA Trust Management (Suntec) Limited since 28th October, 2004, an Independent Non-executive Director of ARA Asset Management (Prosperity) Limited since 2nd October, 2005 and a director of INFA Systems Ltd since 14th September, 2007. Since 2001, Mrs Sng has been the Senior Consultant (International Business) of Singapore Technologies Electronics Ltd. Concurrently, she is an Advisor of InfoWave Pte Ltd. Prior to her appointment with Singapore Technologies Pte Ltd where Mrs Sng was the Director, Special Projects (North East Asia) in 2000 and a Consultant in 2001, Mrs Sng was the Managing Director of CapitaLand Hong Kong Ltd for investments in Hong Kong and the region including Japan and Taiwan. In Hong Kong from 1983 to 1997, Mrs Sng was the Centre Director and then as Regional Director of the Singapore Economic Development Board and Trade Development Board respectively. Mrs Sng was Singapore's Trade Commissioner in Hong Kong from 1990 to 1997. Mrs Sng holds a Bachelor of Arts degree from the Nanyang University in Singapore and has wide experience in various fields of industrial investment, business development, strategic and financial management, especially in property investment and management. In 1996, Mrs Sng was conferred the title of PPA(P) – Pingat Pentadbiran Awam (Perak), the Singapore Public Administration Medal (Silver) by the Republic of Singapore.

DIRECTORS' BIOGRAPHICAL INFORMATION (CONT'D)

Colin Stevens RUSSEL, aged 67, has been an Independent Non-executive Director and a member of the Remuneration Committee of the Company since January 2005. He has been a member of the Audit Committee of the Company since January 2005 and the Chairman of the Audit Committee of the Company since January 2007. He is also an Independent Non-executive Director of CK Life Sciences Int'l, (Holdings) Inc. and ARA Asset Management Limited, a Non-executive Director of Husky Energy Inc., the Managing Director of EMAS (HK) Limited and an Executive Director of China Autoparts Group Limited and China Auto International Ltd. He is the founder and Managing Director of Emerging Markets Advisory Services Ltd., a company which provides advisory services to organisations on business strategy and planning, market development, competitive positioning and risk management. He was the Canadian Ambassador to Venezuela, Consul General for Canada in Hong Kong, Director for China of the Department of Foreign Affairs, Ottawa, Director for East Asia Trade in Ottawa, Senior Trade Commissioner for Canada in Hong Kong, Director for Japan Trade in Ottawa, and was in the Trade Commissioner Service for Canada in Spain, Hong Kong, Morocco, the Philippines, London and India. He was Project Manager for RCA Ltd in Liberia, Nigeria, Mexico and India and electronic equipment development engineer in Canada with RCA Ltd and in Britain with Associated Electrical Industries. Mr. Russel is a Professional Engineer and Qualified Commercial Mediator. He received his Master's degree in Business Administration and a degree in electronics engineering from McGill University, Canada.

LAN Hong Tsung, David, aged 67, has been an Independent Non-executive Director and a member of the Audit Committee of the Company since February 2005. He is also an Independent Non-executive Director of Hutchison Harbour Ring Limited and ARA Asset Management (Prosperity) Limited. He is currently the Chairman of David H T Lan Consultants Ltd. and holds directorship at Nanyang Commercial Bank Ltd. as well as Senior Advisor of Mitsui & Co. (H.K.) Ltd. Mr. Lan was the Secretary for Home Affairs of the Hong Kong Special Administrative Region Government until his retirement in July 2000. He had served as civil servant in various capacities for 39 years. He was awarded the Gold Bauhinia Star Medal (GBS) on 1st July, 2000. In January 2003, he was appointed National Committee Member of the Chinese People's Political Consultative Conference of the People's Republic of China. Mr. Lan is a Chartered Secretary and a fellow member of The Hong Kong Institute of Chartered Secretaries and The Institute of Chartered Secretaries and Administrators. He received his Bachelor of Arts degree in Economics and Law from the University of London and completed the Advanced Management Program (AMP) of the Harvard Business School, Boston.

LEE Pui Ling, Angelina, aged 59, acted as an Independent Non-executive Director of the Company from May 1996 to September 2004 and has been a Non-executive Director of the Company since September 2004. She is a practising solicitor, has a Bachelor of Laws degree and is a Fellow of the Institute of Chartered Accountants in England and Wales. She is active in public service and is a Non-executive Director of the Securities and Futures Commission, a Member of the Takeover and Mergers Panel and Takeovers Appeal Committee, and a Non-executive Director of the Mandatory Provident Fund Management Board. She is also an Independent Non-executive Director of Great Eagle Holdings Limited and a Non-executive Director of Henderson Land Development Company Limited and TOM Group Limited, all being listed companies in Hong Kong.

Barrie COOK, aged 65, acted as an Executive Director of the Company from 2000 to September 2003 and has been a Non-executive Director of the Company since October 2003. He is the Honorary Chairman of the Hong Kong Construction Materials Association and a member of the Hong Kong Government's Council on Sustainable Development. Mr. Cook is a past Chairman of the East Asian Cement Forum, the Hong Kong Cement Association, the Hong Kong Government's Waste Reduction Committee. He was previously a member of the Hong Kong Government's Advisory Council on the Environment and was the Convenor of the Hong Kong Business Coalition on the Environment. Mr. Cook was very active in community affairs through his work with the Hong Kong General Chamber of Commerce. Mr. Cook holds a Bachelor of Science Degree in Civil Engineering, and he is a Member of the Institution of Civil Engineers of the United Kingdom and a Fellow of the Chartered Management Institute of the United Kingdom.

o

DIRECTORS' BIOGRAPHICAL INFORMATION (CONT'D)

George Colin MAGNUS, aged 72, acted as an Executive Director and Deputy Chairman of the Company from May 1996 to October 2005 and has been a Non-executive Director of the Company since November 2005. He is also a Non-executive Director of Cheung Kong (Holdings) Limited and Hutchison Whampoa Limited, all being substantial shareholders of the Company within the meaning of Part XV of the SFO. In addition, he is a Non-executive Director of Hongkong Electric Holdings Limited. He holds a Master's degree in Economics.

MAN Ka Keung, Simon, aged 50, has been an Alternate Director to Mr. Ip Tak Chuen, Edmond, Deputy Chairman of the Company, since February 2008. He joined the Cheung Kong Group in December 1987 and has been the Chief Manager of the Accounts Department of Cheung Kong (Holdings) Limited, which is a substantial shareholder of the Company within the meaning of Part XV of the SFO, since January 1996. He is also Director, Corporate Strategy Unit of Cheung Kong (Holdings) Limited. He has over 27 years of experience in accounting, taxation, financing and auditing. He holds a Bachelor's degree in Economics and is an associate member of The Institute of Chartered Accountant in Australia.

Eirene YEUNG, aged 47, Alternate Director to Mr. Kam Hing Lam, Group Managing Director of the Company. Ms. Yeung joined the Cheung Kong Group in August 1994 and was the Company Secretary of the Company from May 1996 to February 2008. She is also Director, Corporate Strategy Unit and Company Secretary of Cheung Kong (Holdings) Limited, which is a substantial shareholder of the Company within the meaning of Part XV of the SFO, the Company Secretary of CK Life Sciences Int'l., (Holdings) Inc., and a Director of ARA Asset Management (Singapore) Limited. Ms. Yeung has extensive experience in corporate and commercial legal work, listing, regulatory and origination compliance and company secretarial field. She is a member of the Dual Filing Advisory Group of the Securities and Futures Commission, a member of the Board of Review (Inland Revenue Ordinance) and a member of the Companies Ordinance Rewrite Advisory Group, and was a Part-time Member of the Central Policy Unit of the Government of the Hong Kong Special Administrative Region ("HKSAR") from 2005 to 2007. She is a solicitor of the High Court of HKSAR and of the Supreme Court of Judicature in England and Wales, and a fellow member of The Hong Kong Institute of Chartered Secretaries and The Institute of Chartered Secretaries and Administrators. She holds a Master of Science degree in Finance, a Master's degree in Business Administration and a Bachelor's degree in Laws.

SENIOR MANAGEMENT'S BIOGRAPHICAL INFORMATION

CHAN Kee Ham, Ivan, aged 45, Chief Planning and Investment Officer, has been with the Cheung Kong Group since September 1999. He has over 21 years of experience in investment, banking and finance. He holds a Bachelor's degree in Science, a Bachelor's degree in Chinese Law and a Master's degree in Business Administration.

CHAN Loi Shun, Dominic, aged 45, Chief Financial Officer, joined Hutchison Whampoa Limited in January 1992 and has been with the Cheung Kong Group since May 1994. He is a fellow of the Hong Kong Institute of Certified Public Accountants and a fellow of the Association of Chartered Certified Accountants.

CHEN Tsien Hua, Joanna, aged 45, Head of Business Development, joined Hutchison Whampoa Limited in August 1992, and has been with the Company since July 1996. She holds a Bachelor's degree in Social Sciences and a Master's Degree in Business Administration.

Donald William JOHNSTON, aged 65, Executive Director of Anderson Asia (Holdings) Limited, Green Island Cement (Holdings) Limited and Green Island International Limited, has been with the Cheung Kong Group since 1988. He holds a Master's degree in Business Administration and a Bachelor's degree in Civil Engineering and is a Chartered Professional Engineer. He is a member of the Institute of Engineers (Australia) and a fellow of the Institute of Quarrying.

LAW Kai Chung, Edmund, aged 40, Company Secretary, joined the Cheung Kong Group in October 2000. He is the Assistant Chief Manager, Company Secretarial Department of Cheung Kong (Holdings) Limited. He has over 14 years of experience in the legal field. He holds a Bachelor's degree with Honours in Laws. He is a solicitor of the High Court of the Hong Kong Special Administrative Region and of the Supreme Court of England and Wales. He is a member of The Law Society of Hong Kong.

LEUNG Ying Wah, Lambert, aged 61, Chief Executive Officer of Cheung Kong Infrastructure Materials. He is a fellow of the Association of Chartered Certified Accountants, a fellow of the Hong Kong Institute of Certified Public Accountants, a fellow of the Institute of Quarrying (UK) and the past chairman of the Institute of Quarrying, Hong Kong Branch.

BOARD AND SENIOR MANAGEMENT

SENIOR MANAGEMENT'S BIOGRAPHICAL INFORMATION (CONT'D)

LUK Sai Hong, Victor, aged 44, Group General Counsel, has been with the Cheung Kong Group since July 1998. He has over 17 years of experience in the legal field. He holds a Bachelor's degree in Social Science. He was admitted as solicitor of the Supreme Court in England in 1992 and was admitted as solicitor in Hong Kong in 1993. He is a solicitor of the High Court of the Hong Kong Special Administrative Region and is a member of The Law Society of Hong Kong.

LUN Pak Lam, aged 50, Head of China Infrastructure, joined Hutchison Whampoa Limited and Cheung Kong (Holdings) Limited in May 1993 and June 1994 respectively and has been with the Company since July 1996. He holds a Bachelor's and a Master's degree in Engineering.

TSANG Pak Chung, Eddy, aged 50, Executive Director of Green Island Cement (Holdings) Limited, Green Island International Limited and Anderson Asia (Holdings) Limited, joined the Cheung Kong Group in January 2005. Prior to this appointment, he was Vice Chairman of two listed companies. He is a member of each of the Institute of Chartered Accountants in Australia, the Hong Kong Institute of Certified Public Accountants and the Institute of Chartered Secretaries and Administrators. He holds a Master's degree in Commerce and a Bachelor's degree in Economics.

TONG BARNES Wai Che, Wendy, aged 47, Chief Corporate Affairs Officer, joined the Cheung Kong Group in March 1999. She is also the Chief Corporate Affairs Officer of Cheung Kong (Holdings) Limited and CK Life Sciences Int'l, (Holdings) Inc. She has over 23 years of experience in public relations, marketing communications and corporate affairs. She holds a Bachelor's degree in Business Administration.

RISK FACTORS

The Group's businesses, financial condition, results of operations or growth prospects may be affected by risks and uncertainties pertaining to the Group's businesses. The factors set out below are those that the Group believes could result in the Group's businesses, financial condition, results of operations or growth prospects differing materially from expected or historical results. These factors are by no means exhaustive or comprehensive, and there may be other risks in addition to those shown below which are not known to the Group or which may not be material now but could turn out to be material in the future. In addition, this Annual Report does not constitute a recommendation or advice for you to invest in the shares of the Company and investors are advised to make their own judgment or consult their own investment advisors before making any investment in the shares of the Company.

Economic Condition and Interest Rates

The industries in which the Group operates are affected by the economic conditions of the various places where the Group's investments or operations are located, the population growth of these places, mark to market value of securities investments, the currency environment and interest rates cycles. There can be no assurance that the combination of the above factors the Group experiences in the future will not adversely affect its financial condition or results of operations.

In particular, income from finance and treasury operations is dependent upon the capital market, interest rate and currency environment, and the worldwide economic and market conditions, and therefore there can be no assurance that changes in these conditions will not adversely affect the Group's financial condition or results of operations. The volatility and fluctuation in the stock markets, both local and abroad, and the subprime crisis in the United States may also adversely affect the income to be derived by the Group from its finance and treasury activities.

Infrastructure Market

Some of the investments owned by the Group (for example, gas and electricity) are subject to regulatory pricing and strict adherence must be made to the licence requirements, codes and guidelines established by the relevant regulatory authorities from time to time. Failure to comply with these licence requirements, codes or guidelines may lead to penalties, or, in extreme circumstances, amendment, suspension or cancellation of the relevant licences by the authorities.

The distribution networks of the Group's utilities investments are also exposed to supply interruptions. If a severe storm, fire, sabotage, terrorist attack or other unplanned event interrupts service, the loss of cash flow resulting from the interruption and the cost of recovery from network damage could be considerable and potentially cause poor customer perception and may also lead to claims and litigations. Moreover, some losses from events such as terrorist attacks may not be recoverable. Increases in the number or duration of supply interruptions could result in material increases in the costs associated with the operation of the distribution networks, which could have a material adverse effect on the businesses, financial conditions and results of operations of the Group.

Capital Expenditure

A significant amount of capital expenditure is required for the Group to acquire new investments and to maintain the assets of its existing businesses. While the relevant asset companies have their own asset management plans, there is a risk that due to unforeseen events, capital expenditure required for the replacement of assets could exceed budgeted amounts and hence affecting the businesses, financial conditions and results of operations of the Group.

RISK FACTORS

Currency Fluctuations

The results of the Group is recorded in Hong Kong dollars but its various subsidiaries, associates and joint ventures may receive revenue and incur expenses in other currencies. Any currency fluctuations on translation of the accounts of these subsidiaries, associates and joint ventures and also on the repatriation of earnings, equity investments and loans may therefore impact on the Group's performance. Although currency exposures had been managed by the Group, a depreciation or fluctuation of the currencies in which the Group conducts operations relative to the Hong Kong dollar could adversely affect the Group's financial condition or results of operations.

Strategic Partners

Some of the businesses of the Group are conducted through non wholly-owned subsidiaries, associates and joint ventures in which the Group shares control (in whole or in part) and strategic alliances had been formed by the Group with other strategic or business partners. There can be no assurance that any of these strategic or business partners will continue their relationships with the Group in the future or that the Group will be able to pursue its stated strategies with respect to its non wholly-owned subsidiaries, associates and joint ventures and the markets in which they operate. Furthermore, the joint venture partners may (a) have economic or business interests or goals that are inconsistent with those of the Group, (b) take actions contrary to the Group's policies or objectives, (c) undergo a change of control, (d) experience financial and other difficulties, or (e) be unable or unwilling to fulfil their obligations under the joint venture, which may affect the Group's financial condition or results of operations.

Mergers and Acquisitions

The Company has undertaken mergers and acquisitions activities in the past and may continue to do so if there are appropriate acquisition opportunities in the market. Although due diligence and detailed analysis are conducted before these activities are being undertaken, there can be no assurance that these can fully expose all hidden problems, potential liabilities and unresolved disputes that the target company may have. In addition, valuations and analyses on the target company conducted by the Company and by professionals alike are based on numerous assumptions, and there can be no assurance that those assumptions are correct or appropriate or that they will receive universal recognition. Relevant facts and circumstances of the analysis could have changed over time, and new facts and circumstances may come to light as to render the previous assumptions and the valuations and analyses based thereon obsolete. Some of these mergers and acquisitions activities are subject to regulatory approvals in overseas countries and there can be no assurance that such approvals will be obtained, and even if granted, that there will be no burdensome conditions attached to such approvals. The Company may not necessarily be able to successfully integrate the target business into the Group and may not be able to derive any synergy from the acquisition, leading to increase in costs, time and resources. For merger and acquisitions activities undertaken in overseas countries, the Company may also be exposed to different and changing political, social, legal and regulatory requirements at the local, national and international level. The Company may also need to face different cultural issues when dealing with local employees, customers, governmental authorities and pressure groups.

Impact of Local, National and International Regulations

The local business risks in different countries and cities in which the Group operates could have a material impact on the financial condition, results of operations and growth prospects of the businesses in the relevant market. The Group has investments in different countries and cities around the world and the Group is, and may increasingly become, exposed to different and changing political, social, legal, tax, regulatory and environmental requirements at the local, national or international level. Also, new policies or measures by governments, whether fiscal, tax, regulatory, environmental or other competitive changes, may lead to an increase in additional or unplanned capital expenditure, pose a risk to the overall investment return of the Group's businesses and may delay or prevent the commercial operation of a business with resulting loss of revenues and profit.

Impact of New Accounting Standards

The Hong Kong Institute of Certified Public Accountants ("HKICPA") had issued a number of new and revised Hong Kong Financial Reporting Standards ("HKFRS") which were generally effective on or after 1st January, 2005. HKICPA may in the future issue new and revised standards and interpretations. In addition, interpretations on the application of the HKFRS will continue to develop. These factors may require the Group to adopt new accounting policies. The adoption of new accounting policies or new HKFRS might or could have a significant impact on the Group's financial position or results of operations.

Outbreak of Highly Contagious Disease

In 2003, there was an outbreak of Severe Acute Respiratory Syndrome ("SARS") in Hong Kong, the Mainland and other places. The SARS outbreak had a significant adverse impact on the economies of the affected areas. There can be no assurance that there will not be another significant global outbreak of a severe communicable disease such as avian influenza. If such an outbreak were to occur, it may have a material adverse impact on the operations of the Group and its results of operations may suffer.

The Group's Financial Condition or Results of Operations are affected by those of the Hongkong Electric Group

The Group owns approximately 38.87 per cent of the Hongkong Electric Group which operates in Hong Kong and has investments in different countries and places. Hence the financial condition and results of operations of the Hongkong Electric Group may be affected by the local market conditions and the economy of Hong Kong as well as the places where its investments are located. The Group's financial condition and results of operations are materially affected by the financial condition and results of operations of the Hongkong Electric Group. In addition, the core businesses of the Hongkong Electric Group are different from those of the Group, and as a result, the Group is indirectly exposed to the risks facing the Hongkong Electric Group.

Besides, the operations of the Hongkong Electric Group are subject to a scheme of control ("SCA") agreed with the Hong Kong Government which provides for a permitted level of earnings based principally on a return on their capital investment in electricity generation, transmission and distribution assets. The scheme of control was renewed for a term of ten years commencing 1st January, 2009 with an option for the Government to extend the new SCA for a further term of five years. There can be no assurance that changes to or abolition of the scheme of control in the future will not adversely affect the Hongkong Electric Group's (and hence the Group's) financial condition and results of operations.

Past Performance and Forward Looking Statements

The performance and the results of operations of the Group during the past years as contained in this Annual Report are historical in nature and past performance can be no guarantee of future results of the Group. This Annual Report may contain forward-looking statements and opinions that involve risks and uncertainties. Actual results may differ materially from expectations discussed in such forward-looking statements and opinions. Neither the Group nor the Directors, employees or agents of the Group assume (a) any obligation to correct or update the forward-looking statements or opinions contained in this Annual Report, and (b) any liability in the event that any of the forward-looking statements or opinions does not materialise or turns out to be incorrect.

REPORT OF THE DIRECTORS

The Directors are pleased to present shareholders with the annual report together with the audited financial statements of the Group for the year ended 31st December, 2007

Principal Activities

The Group's principal activities during the year are development, investment and operation of infrastructure businesses in Hong Kong, the Mainland, Australia, Canada, Philippines and the United Kingdom

Results and Dividends

Results of the Group for the year ended 31st December, 2007 are set out in the consolidated income statement on page 117

The Directors recommend the payment of a final dividend of HK\$0.83 per share which, together with the interim dividend of HK\$0.27 per share paid on 28th September, 2007, makes the total dividend of HK\$1.10 per share for the year

Property, Plant and Equipment and Leasehold Land

Movements in the Group's property, plant and equipment and leasehold land during the year are set out in notes 17 and 19 to the financial statements on pages 143 to 145

Reserves

Details of changes in the reserves of the Group are set out in note 34 to the financial statements on page 165

Group Financial Summary

Results, assets and liabilities of the Group for the last ten years are summarised on pages 2 and 3

Properties

Particulars of major properties held by the Group are set out in Appendix 4 on page 176

Directors

The Directors of the Company in office at the date of this report are listed on page 186 and their biographical information is set out on pages 38 to 46

Mr Kwan Bing Sing, Eric has retired as Deputy Managing Director and Executive Director with effect from 31st March, 2007

On 11th February, 2008, Mr Man Ka Keung, Simon was appointed as Alternate Director to Mr Ip Tak Chuen, Edmond, Deputy Chairman and Executive Director of the Company, and Ms Eirene Yeung was appointed as Alternate Director to Mr Kam Hing Lam, Group Managing Director of the Company

In accordance with the Company's Bye-laws, the Directors of the Company (including Non-executive Directors) shall be subject to retirement by rotation at each annual general meeting. Accordingly, Mrs Kwok Eva Lee, Mrs Sng Sow-mei alias Poon Sow Mei, Mr Colin Stevens Russel, Mr Lan Hong Tsung, David, Mrs Lee Pui Ling, Angelina and Mr George Colin Magnus will retire from office and, being eligible, offer themselves for re-election at the forthcoming annual general meeting

Each of the Independent Non-executive Directors has made an annual confirmation of independence pursuant to Rule 3.13 of the Rules Governing the Listing of Securities on The Stock Exchange of Hong Kong Limited (the "Listing Rules"). The Company is of the view that all Independent Non-executive Directors meet the independence guidelines set out in Rule 3.13 of the Listing Rules and are independent in accordance with the terms of the guidelines

Directors' Interests and Short Positions in Shares, Underlying Shares and Debentures

As at 31st December, 2007, the interests or short positions of the Directors and chief executives of the Company in the shares, underlying shares and debentures of the Company or any of its associated corporations (within the meaning of Part XV of the Securities and Futures Ordinance ("SFO")) which were notified to the Company and The Stock Exchange of Hong Kong Limited (the "Stock Exchange") pursuant to Divisions 7 and 8 of Part XV of the SFO (including interests or short positions which they were taken or deemed to have under such provisions of the SFO), or which were recorded in the register required to be kept by the Company under Section 352 of the SFO, or which were required, pursuant to the Model Code for Securities Transactions by Directors adopted by the Company (the "Model Code"), to be notified to the Company and the Stock Exchange, were as follows

REPORT OF THE DIRECTORS

Directors' Interests and Short Positions in Shares, Underlying Shares and Debentures (Cont'd)

(1) Long Positions in Shares

| Name of Company | Name of Director | Capacity | Number of Ordinary Shares | | | | Total | Approximate % of Shareholding |
|------------------------------------|-------------------------|--|---------------------------|------------------|---------------------|------------------------|---------------|-------------------------------|
| | | | Personal Interests | Family Interests | Corporate Interests | Other Interests | | |
| Company | Li Tzar Kuoi, Victor | Beneficiary of trusts | – | – | – | 1,912,109,945 (Note 1) | 1,912,109,945 | 84.82% |
| | Kam Hing Lam | Beneficial owner | 100,000 | – | – | – | 100,000 | 0.004% |
| Hutchison Whampoa Limited | Li Tzar Kuoi, Victor | Interest of controlled corporations & beneficiary of trusts | – | – | 1,086,770 (Note 3) | 2,141,698,773 (Note 2) | 2,142,785,543 | 50.26% |
| | Kam Hing Lam | Beneficial owner | 60,000 | – | – | – | 60,000 | 0.001% |
| | Fok Kin Ning, Canning | Interest of controlled corporation | – | – | 4,310,875 (Note 5) | – | 4,310,875 | 0.10% |
| | Chow Woo Mo Fong, Susan | Beneficial owner | 150,000 | – | – | – | 150,000 | 0.003% |
| | Frank John Sixt | Beneficial owner | 50,000 | – | – | – | 50,000 | 0.001% |
| | Lan Hong Tsung David | Beneficial owner | 20,000 | – | – | – | 20,000 | 0.0004% |
| | Lee Pui Ling, Angelina | Beneficial owner | 38,500 | – | – | – | 38,500 | 0.0009% |
| Hongkong Electric Holdings Limited | George Colin Magnus | Beneficial owner, interest of child or spouse & founder & beneficiary of a discretionary trust | 40,000 | 9,900 | – | 950,100 (Note 6) | 1,000,000 | 0.02% |
| | Li Tzar Kuoi, Victor | Interest of child or spouse & beneficiary of trusts | – | 151,000 | – | 829,599,612 (Note 4) | 829,750,612 | 38.87% |
| | Lee Pui Ling, Angelina | Beneficial owner | 8,800 | – | – | – | 8,800 | 0.0004% |
| Hutchison Harbour Ring Limited | Li Tzar Kuoi, Victor | Beneficiary of trusts | – | – | – | 6,399,728,952 (Note 7) | 6,399,728,952 | 71.51% |
| | Fok Kin Ning, Canning | Interest of controlled corporation | – | – | 5,000,000 (Note 5) | – | 5,000,000 | 0.05% |

| Name of Company | Name of Director | Capacity | Number of Ordinary Shares | | | | Total | Approximate % of Shareholding |
|--|-------------------------|---|---------------------------|------------------|---------------------|------------------------|---------------|-------------------------------|
| | | | Personal Interests | Family Interests | Corporate Interests | Other Interests | | |
| Hutchison Telecommunications (Australia) Limited | Fok Kin Ning, Canning | Beneficial owner & interest of controlled corporation | 4,100,000 | – | 1,000,000 (Note 5) | – | 5,100,000 | 0.68% |
| | Frank John Sixt | Beneficial owner | 1,000,000 | – | – | – | 1,000,000 | 0.13% |
| Hutchison Telecommunications International Limited | Li Tzar Kuoi, Victor | Interest of controlled corporations & beneficiary of trusts | – | – | 2,519,250 (Note 3) | 2,889,651,625 (Note 8) | 2,892,170,875 | 60.47% |
| | Fok Kin Ning, Canning | Interest of controlled corporation | – | – | 1,202,380 (Note 5) | – | 1,202,380 | 0.025% |
| | Chow Woo Mo Fong, Susan | Beneficial owner | 250,000 | – | – | – | 250,000 | 0.005% |
| | George Colin Magnus | Beneficial owner & interest of child or spouse | 13,201 | 132 | – | – | 13,333 | 0.0003% |

(2) Long Positions in Underlying Shares

| Name of Company | Name of Director | Capacity | Number of Underlying Shares | | | | Total |
|--|-----------------------|------------------------------------|-----------------------------|------------------|---------------------|---------------------|-----------|
| | | | Personal Interests | Family Interests | Corporate Interests | Other Interests | |
| Company | Li Tzar Kuoi, Victor | Beneficiary of trusts | – | – | – | 2 (Note 9) | 2 |
| Hutchison Whampoa Limited | Li Tzar Kuoi, Victor | Beneficiary of trusts | – | – | – | 8,150,001 (Note 10) | 8,150,001 |
| Hutchison Telecommunications International Limited | Frank John Sixt | Beneficial owner | 255,000 (Note 11) | – | – | – | 255,000 |
| Partner Communications Company Ltd | Fok Kin Ning, Canning | Interest of controlled corporation | – | – | 225,000 (Note 12) | – | 225,000 |
| | George Colin Magnus | Beneficial owner | 25,000 (Note 13) | – | – | – | 25,000 |

REPORT OF THE DIRECTORS

Directors' Interests and Short Positions in Shares, Underlying Shares and Debentures (Cont'd)

(3) Short Positions in Underlying Shares

| Name of Company | Name of Director | Capacity | Number of Underlying Shares | | | | Total |
|---------------------------|----------------------|-----------------------|-----------------------------|------------------|---------------------|---------------------|-----------|
| | | | Personal Interests | Family Interests | Corporate Interests | Other Interests | |
| Hutchison Whampoa Limited | Li Tzar Kuoi, Victor | Beneficiary of trusts | – | – | – | 8,150,001 (Note 10) | 8,150,001 |

(4) Long Positions in Debentures

| Name of Company | Name of Director | Capacity | Amount of Debentures | | | | Total |
|---|-----------------------|------------------------------------|----------------------|------------------|--|-----------------|-------------------------------------|
| | | | Personal Interests | Family Interests | Corporate Interests | Other Interests | |
| Hutchison Whampoa International (01/11) Limited | Li Tzar Kuoi, Victor | Interest of controlled corporation | – | – | US\$12,000,000 7% Notes due 2011 (Note 3) | – | US\$12,000,000 7% Notes due 2011 |
| Hutchison Whampoa International (03/13) Limited | Li Tzar Kuoi, Victor | Interest of controlled corporation | – | – | US\$21,000,000 6.5% Notes due 2013 (Note 3) | – | US\$21,000,000 6.5% Notes due 2013 |
| | Fok Kin Ning, Canning | Interest of controlled corporation | – | – | US\$2,500,000 6.5% Notes due 2013 (Note 5) | – | US\$2,500,000 6.5% Notes due 2013 |
| Hutchison Whampoa International (03/33) Limited | Li Tzar Kuoi, Victor | Interest of controlled corporation | – | – | US\$8,000,000 6.25% Notes due 2014 (Note 3) | – | US\$8,000,000 6.25% Notes due 2014 |
| | | Interest of controlled corporation | – | – | US\$15,000,000 7.45% Notes due 2033 (Note 3) | – | US\$15,000,000 7.45% Notes due 2033 |
| | Fok Kin Ning, Canning | Interest of controlled corporation | – | – | US\$2,500,000 5.45% Notes due 2010 (Note 5) | – | US\$2,500,000 5.45% Notes due 2010 |
| | | Interest of controlled corporation | – | – | US\$2,500,000 6.25% Notes due 2014 (Note 5) | – | US\$2,500,000 6.25% Notes due 2014 |
| | | Interest of controlled corporation | – | – | US\$2,000,000 7.45% Notes due 2033 (Note 5) | – | US\$2,000,000 7.45% Notes due 2033 |
| | | Interest of controlled corporation | – | – | US\$2,000,000 7.45% Notes due 2033 (Note 5) | – | US\$2,000,000 7.45% Notes due 2033 |

Notes

- 1 The 1,912,109,945 shares in the Company comprise 1,906,681,945 shares held by a subsidiary of Hutchison Whampoa Limited ("HWL") and 5,428,000 shares held by Li Ka-Shing Unity Trustee Company Limited ("TUT1") as trustee of The Li Ka-Shing Unity Trust ("UT1")

The discretionary beneficiaries of each of The Li Ka-Shing Unity Discretionary Trust ("DT1") and another discretionary trust ("DT2") are, inter alia, Mr Li Tzar Kuoi, Victor, his wife and children, and Mr Li Tzar Kai, Richard. Each of Li Ka-Shing Unity Trustee Corporation Limited ("TDT1", which is the trustee of DT1) and Li Ka-Shing Unity Trustcorp Limited ("TDT2", which is the trustee of DT2) holds units in UT1 but is not entitled to any interest or share in any particular property comprising the trust assets of the said unit trust. TUT1 as trustee of UT1 and its related companies in which TUT1 as trustee of UT1 is entitled to exercise or control the exercise of one-third or more of the voting power at their general meetings ("TUT1 related companies") hold more than one-third of the issued share capital of Cheung Kong (Holdings) Limited ("CKH"). Certain subsidiaries of CKH in turn together hold more than one-third of the issued share capital of HWL.

The entire issued share capital of TUT1 and of the trustees of DT1 and DT2 are owned by Li Ka-Shing Unity Holdings Limited ("Unity Holdco"). Each of Mr Li Ka-shing, Mr Li Tzar Kuoi, Victor and Mr Li Tzar Kai, Richard is interested in one-third of the entire issued share capital of Unity Holdco. TUT1 is only interested in the shares of CKH by reason only of its obligation and power to hold interests in those shares in its ordinary course of business as trustee and, when performing its functions as trustee, exercises its power to hold interests in the shares of CKH independently without any reference to Unity Holdco or any of Mr Li Ka-shing, Mr Li Tzar Kuoi, Victor and Mr Li Tzar Kai, Richard as a holder of the shares of Unity Holdco as aforesaid.

By virtue of the above and as a discretionary beneficiary of each of DT1 and DT2 and as a director of CKH, Mr Li Tzar Kuoi, Victor is taken to have a duty of disclosure in relation to the shares of CKH held by TUT1 as trustee of UT1 and TUT1 related companies, the shares of HWL held by the subsidiaries of CKH and the shares of the Company held by each of the subsidiary of HWL and TUT1 as trustee of UT1 under the SFO as a Director of the Company. Although Mr Li Tzar Kai, Richard is interested in one-third of the entire issued share capital of Unity Holdco and is a discretionary beneficiary of each of DT1 and DT2, he is not a director of CKH and has no duty of disclosure in relation to the shares of CKH held by TUT1 as trustee of UT1 and TUT1 related companies under the SFO.

- 2 The 2,141,698,773 shares in HWL comprise

- (a) 2,130,202,773 shares held by certain subsidiaries of CKH. By virtue of the interests in shares of CKH in relation to which Mr Li Tzar Kuoi, Victor has a duty of disclosure under the SFO in the issued share capital of CKH as described in Note 1 above and as a Director of the Company, Mr Li Tzar Kuoi, Victor is taken to have a duty of disclosure in relation to the said shares of HWL under the SFO, and
- (b) 11,496,000 shares held by Li Ka-Shing Castle Trustee Company Limited ("TUT3") as trustee of The Li Ka-Shing Castle Trust ("UT3"). The discretionary beneficiaries of each of the two discretionary trusts ("DT3" and "DT4") are, inter alia, Mr Li Tzar Kuoi, Victor, his wife and children, and Mr Li Tzar Kai, Richard. Each of the trustees of DT3 and DT4 holds units in UT3 but is not entitled to any interest or share in any particular property comprising the trust assets of the said unit trust.

The entire issued share capital of TUT3 and the trustees of DT3 and DT4 are owned by Li Ka-Shing Castle Holdings Limited ("Castle Holdco"). Each of Mr Li Ka-shing, Mr Li Tzar Kuoi, Victor and Mr Li Tzar Kai, Richard is interested in one-third of the entire issued share capital of Castle Holdco. TUT3 is only interested in the shares of HWL by reason only of its obligation and power to hold interests in those shares in its ordinary course of business as trustee and, when performing its functions as trustee, exercises its power to hold interests in the shares of HWL independently without any reference to Castle Holdco or any of Mr Li Ka-shing, Mr Li Tzar Kuoi, Victor and Mr Li Tzar Kai, Richard as a holder of the shares of Castle Holdco as aforesaid.

REPORT OF THE DIRECTORS

Directors' Interests and Short Positions in Shares, Underlying Shares and Debentures (Cont'd)

Notes (Cont'd)

By virtue of the above and as a discretionary beneficiary of each of DT3 and DT4 and as a director of HWL, Mr Li Tzar Kuoi, Victor is taken to have a duty of disclosure in relation to the said shares of HWL held by TUT3 as trustee of UT3 under the SFO as a Director of the Company. Although Mr Li Tzar Kai, Richard is interested in one-third of the entire issued share capital of Castle Holdco and is a discretionary beneficiary of each of DT3 and DT4, he is not a Director of the Company and has no duty of disclosure in relation to the shares of HWL held by TUT3 as trustee of UT3 under the SFO.

- 3 Such interests are held by certain companies of which Mr Li Tzar Kuoi, Victor is interested in the entire issued share capital.
- 4 By virtue of being a Director of the Company and his deemed interest in those shares of the Company as described in Note 1 above, Mr Li Tzar Kuoi, Victor is taken to have a duty of disclosure in relation to those shares of Hongkong Electric Holdings Limited held through the Company under the SFO.
- 5 These interests are held by a company which is equally owned by Mr Fok Kin Ning, Canning and his wife.
- 6 Such interests are indirectly held by a trust of which Mr George Colin Magnus is the settlor and a discretionary beneficiary.
- 7 Such shares of Hutchison Harbour Ring Limited ("HHR") are held by certain wholly-owned subsidiaries of HWL.

By virtue of the interests in the shares of HWL in relation to which Mr Li Tzar Kuoi, Victor has a duty of disclosure under the SFO in the issued share capital of HWL as described in Note 2 above and as a Director of the Company, Mr Li Tzar Kuoi, Victor is taken to have a duty of disclosure in relation to the said shares of HHR under the SFO.

- 8 Such shares of Hutchison Telecommunications International Limited ("HTIL") comprise
 - (a) 2,889,498,345 ordinary shares of which 52,092,587 ordinary shares and 2,837,405,758 ordinary shares are held by certain wholly-owned subsidiaries of CKH and HWL respectively. By virtue of the interests in the shares of CKH and HWL in relation to which Mr Li Tzar Kuoi, Victor has a duty of disclosure under the SFO in the issued share capital of CKH and HWL as described in Notes 1 and 2 above and as a Director of the Company, Mr Li Tzar Kuoi, Victor is taken to have a duty of disclosure in relation to the said shares of HTIL under the SFO, and
 - (b) 153,280 ordinary shares held by TUT3 as trustee of UT3. Mr Li Tzar Kuoi, Victor, as a Director of the Company, by virtue of being a discretionary beneficiary of each of DT3 and DT4 and his deemed interests in TUT3 as trustee of UT3 as described in Note 2(b) above, is taken to have a duty of disclosure in relation to the said shares of HTIL under the SFO.

In addition, according to the disclosures made to the Company pursuant to and solely for the purposes of the SFO, Mr Li Tzar Kuoi, Victor appeared to be taken as being interested in the 680,134,172 ordinary shares of HTIL beneficially owned by Orascom Telecom Eurasia Limited ("Orascom"), a substantial shareholder of HTIL and controlled exclusively by Orascom and Orascom Telecom Holding S A E ("OTH"), another substantial shareholder of HTIL as a result of the application of Sections 317 and 318 of the SFO by virtue of HWL, one of the abovementioned wholly-owned subsidiaries of HWL, OTH and Orascom being parties to a shareholders' agreement dated 21st December, 2005 that imposes obligations or restrictions on any party with respect to their use, retention or disposal of their ordinary shares of HTIL even though no ordinary shares of HTIL have been acquired in pursuance of that agreement.

- 9 Such underlying shares of the Company are held by an indirect wholly-owned subsidiary of CKH by virtue of the HK\$300,000,000 capital guaranteed notes due 2009.

By virtue of the interests in the shares of CKH taken to have by Mr Li Tzar Kuoi, Victor under the SFO as described in Note 1 above and as a Director of the Company, Mr Li Tzar Kuoi, Victor is taken to have a duty of disclosure in relation to the said interest in the underlying shares of the Company under the SFO.
- 10 Such underlying shares of HWL are held by an indirect wholly-owned subsidiary of CKH by virtue of the HK Dollar equity-linked notes due 2008 issued under HK\$10,000,000,000 retail note issuance programme.

By virtue of the interests in the shares of CKH taken to have by Mr Li Tzar Kuoi, Victor under the SFO as described in Note 1 above and as a Director of the Company, Mr Li Tzar Kuoi, Victor is taken to have a duty of disclosure in relation to the said interest and short position in the underlying shares of HWL under the SFO.

- 11 Such underlying shares are derived from the 17,000 American Depositary Shares (each representing 15 ordinary shares) in HTIL beneficially owned by Mr Frank John Sixt
- 12 Such underlying shares are derived from the 225,000 American Depositary Shares (each representing one ordinary share) in Partner Communications Company Ltd ("Partner Communications") held by a company which is equally owned by Mr Fok Kin Ning, Canning and his wife
- 13 Such underlying shares are derived from the 25,000 American Depositary Shares (each representing one ordinary share) in Partner Communications beneficially owned by Mr George Colin Magnus

Mr Li Tzar Kuoi, Victor, by virtue of being a Director of the Company and his interests in the share capital of the Company as a discretionary beneficiary of certain discretionary trusts as described in Note 1 above, is deemed to be interested in those securities of subsidiaries and associated companies of the Company held through the Company and in those securities of the subsidiaries of HWL held through HWL under the SFO

Save as disclosed above, none of the Directors or chief executives of the Company had, as at 31st December, 2007, any interests or short positions in the shares, underlying shares and debentures of the Company or any of its associated corporations (within the meaning of Part XV of the SFO) which would have to be notified to the Company and the Stock Exchange pursuant to Divisions 7 and 8 of Part XV of the SFO (including interests or short positions which they were taken or deemed to have under such provisions of the SFO), or which were recorded in the register required to be kept by the Company under Section 352 of the SFO, or which were required to be notified to the Company and the Stock Exchange pursuant to the Model Code

No other contracts of significance to which the Company or a subsidiary was a party and in which a Director of the Company had a material interest subsisted at the balance sheet date or at any time during the year

At no time during the year was the Company or subsidiary a party to any arrangements which enabled any Director of the Company to acquire benefits by means of the acquisition of shares in or debentures of the Company or of any other body corporate

None of the Directors of the Company has any service contract with the Company or any of its subsidiaries

REPORT OF THE DIRECTORS

Interests and Short Positions of Shareholders

So far as is known to any Director or chief executive of the Company, as at 31st December, 2007, shareholders (other than Directors or chief executives of the Company) who had interests or short positions in the shares or underlying shares of the Company which would fall to be disclosed to the Company under the provisions of Divisions 2 and 3 of Part XV of the SFO, or which were recorded in the register required to be kept by the Company under Section 336 of the SFO were as follows

Long Positions of Substantial Shareholders in the Shares and Underlying Shares of the Company

| Name | Capacity | Number of Ordinary Shares | Number of Underlying Shares | Total | Approximate % of Shareholding |
|---|-------------------------------------|-----------------------------|-----------------------------|---------------|-------------------------------|
| Hutchison Infrastructure Holdings Limited | Beneficial owner | 1,906,681,945 (Note i) | – | 1,906,681,945 | 84.58% |
| Hutchison International Limited | Interest of controlled corporation | 1,906,681,945 (Note ii) | – | 1,906,681,945 | 84.58% |
| Hutchison Whampoa Limited | Interest of controlled corporations | 1,906,681,945 (Note ii) | – | 1,906,681,945 | 84.58% |
| Cheung Kong (Holdings) Limited | Interest of controlled corporations | 1,906,681,945 (Note iii) | 2 (Note vi) | 1,906,681,947 | 84.58% |
| Li Ka-Shing Unity Trustee Company Limited as trustee of The Li Ka-Shing Unity Trust | Trustee | 1,912,109,945 (Note iv) | 2 (Note vi) | 1,912,109,947 | 84.82% |
| Li Ka-Shing Unity Trustee Corporation Limited as trustee of The Li Ka-Shing Unity Discretionary Trust | Trustee & beneficiary of a trust | 1,912,109,945 (Note v) | 2 (Note vi) | 1,912,109,947 | 84.82% |
| Li Ka-Shing Unity Trustcorp Limited as trustee of another discretionary trust | Trustee & beneficiary of a trust | 1,912,109,945 (Note v) | 2 (Note vi) | 1,912,109,947 | 84.82% |
| Li Ka-shing | Founder of discretionary trusts | 1,912,109,945 (Note v) | 2 (Note vi) | 1,912,109,947 | 84.82% |

Notes

- i 1,906,681,945 shares of the Company are held by Hutchison Infrastructure Holdings Limited, a subsidiary of HWL. Its interests are duplicated in the interests of HWL in the Company described in Note ii below
- ii HWL is deemed to be interested in the 1,906,681,945 shares of the Company referred to in Note i above as it holds more than one-third of the issued share capital of Hutchison International Limited, which holds more than one-third of the issued share capital of Hutchison Infrastructure Holdings Limited
- iii CKH is deemed to be interested in the 1,906,681,945 shares of the Company referred to in Note ii above as certain subsidiaries of CKH hold more than one-third of the issued share capital of HWL
- iv TUT1 as trustee of UT1 is deemed to be interested in those shares of the Company described in Note iii above as TUT1 as trustee of UT1 and TUT1 related companies hold more than one-third of the issued share capital of CKH and TUT1 as trustee of UT1 holds 5,428,000 shares of the Company
- v By virtue of the SFO, each of Mr Li Ka-shing, being the settlor and may being regarded as a founder of each DT1 and DT2 for the purpose of the SFO, TDT1 as trustee of DT1 and TDT2 as trustee of DT2 is deemed to be interested in the same block of shares TUT1 as trustee of UT1 is deemed to be interested in as referred to in Note iv above as all issued and outstanding units in UT1 are held by TDT1 as trustee of DT1 and by TDT2 as trustee of DT2. More than one-third of the issued share capital of TUT1 and of the trustees of the said discretionary trusts are owned by Unity Holdco. Mr Li Ka-shing owns one-third of the issued share capital of Unity Holdco
- vi Such underlying shares of the Company are held by an indirect wholly-owned subsidiary of CKH by virtue of the HK\$300,000,000 capital guaranteed notes due 2009

By virtue of the SFO, each of Mr Li Ka-shing, TDT1, TDT2 and TUT1 is deemed to be interested in the same block of interest in the said underlying shares of the Company held by CKH as described in Note v above

Save as disclosed above, as at 31st December, 2007, the Company has not been notified by any persons (other than Directors or chief executives of the Company) who had interests or short positions in the shares or underlying shares of the Company which would fall to be disclosed to the Company under the provisions of Divisions 2 and 3 of Part XV of the SFO, or which were recorded in the register required to be kept by the Company under Section 336 of the SFO

Continuing Connected Transactions

The following transactions of the Group constituted continuing connected transactions ("Continuing Connected Transactions") under the Listing Rules during the financial year ended 31st December, 2007

- (a) A sponsors / shareholders' undertaking has been provided by each of CKH and HWL in relation to the loan facilities in relation to the Zhuhai Power Plant. Pursuant to the sponsors / shareholders' undertaking, each of CKH and HWL shall be severally liable for 50 per cent of certain obligations of the foreign party (the "Zhuhai Foreign Party") to the PRC project company undertaking the Zhuhai Power Plant. The Zhuhai Foreign Party, which is an indirect wholly-owned subsidiary of the Company, has a 45 per cent interest in the PRC project company. Pursuant to a deed of counter-indemnity given by the Company in favour of CKH and HWL, the Company has agreed with each of CKH and HWL to meet all future funding obligations of each of them which may be required under such sponsors / shareholders' undertaking and to counter-indemnify each of CKH and HWL in respect of any sum provided by each of them and generally in respect of each of their liabilities and obligations under such sponsors / shareholders' undertaking

REPORT OF THE DIRECTORS

Continuing Connected Transactions (Cont'd)

- (b) On 16th December, 2005, the Company had entered into a tenancy agreement with Turbo Top Limited ("Turbo Top"), which is a connected person of the Company within the meaning of the Listing Rules by virtue of its being a wholly-owned subsidiary of HWL, which in turn is a substantial shareholder of the Company, in respect of the lease of Office Unit 1202, 12th Floor, Cheung Kong Center, 2 Queen's Road Central, Hong Kong with a lettable floor area of approximately 10,079 square feet as the principal business office of the Group in Hong Kong for a term of three years commencing from 1st September, 2005 to 31st August, 2008 at a monthly rental of HK\$360,829, exclusive of Government rates and other charges. The aggregate rent and service charges payable under the tenancy agreement are subject to an annual cap of HK\$5,355,000 taking into account of the possible adjustment on the service charges. During the year, HK\$4,587,969 has been paid / payable by the Company to Turbo Top pursuant to the aforesaid tenancy agreement.

On 12th August, 1996, the Stock Exchange granted conditional waivers to the Company from strict compliance with the disclosure and shareholders' approval requirements under the Listing Rules in respect of the above transaction in paragraph (a) on, inter alia, a condition that brief details of the transaction shall be disclosed in the Company's subsequent annual report for financial years in which the transaction is subsisting. An announcement (the "Announcement") in respect of the above transaction in paragraph (b) was published in the newspapers on 19th December, 2005 in accordance with the Listing Rules.

The Continuing Connected Transactions have been reviewed by the Independent Non-executive Directors. The Independent Non-executive Directors have confirmed that for the year 2007 the Continuing Connected Transactions have been entered into (i) in the ordinary and usual course of business of the Company, (ii) either on normal commercial terms or on terms no less favourable to the Company than terms available to (or from) independent third parties, and (iii) in accordance with the relevant agreements governing them on terms that are fair and reasonable and in the interest of the shareholders of the Company as a whole.

Pursuant to Rule 14A.38 of the Listing Rules, the Company has engaged the auditors of the Company to perform certain factual finding procedures in respect of the Continuing Connected Transactions of the Group in accordance with the Hong Kong Standard on Related Services 4400 "Engagements to Perform Agreed-Upon Procedures Regarding Financial Information" issued by the Hong Kong Institute of Certified Public Accountants. The auditors have reported their factual findings on these procedures to the Board of Directors and confirmed that for the year 2007 the Continuing Connected Transactions (i) have received the approval of the Board of Directors of the Company, and (ii) have been entered into in accordance with the relevant agreements governing the transactions, and the Continuing Connected Transaction in paragraph (b) above has not exceeded the cap as disclosed in the Announcement.

Major Customers and Suppliers

During the year, the Group's recognised sales attributable to the Group's five largest customers were less than 30 per cent of the Group's sales and the Group's purchases attributable to the Group's five largest suppliers were less than 30 per cent of the Group's purchases.

Competing Business Interests of Directors

During the year, the interests of Directors in the businesses which compete or are likely to compete, either directly or indirectly, with the businesses of the Group (the "Competing Business") as required to be disclosed pursuant to the Listing Rules were as follows

(a) Core Business Activities of the Group

- (1) Development, investment and operation of energy infrastructure,
- (2) Development, investment and operation of transportation infrastructure,
- (3) Development, investment and operation of water infrastructure,
- (4) Development, investment and operation and commercialisation of infrastructure related business,
- (5) Investment holding and project management,
- (6) Securities investment, and
- (7) Information technology, e-commerce and new technology

(b) Interests in Competing Business

| Name of Director | Name of Company | Nature of Interest | Competing Business (Note) |
|----------------------|--|---------------------------------------|------------------------------|
| Li Tzar Kuoi, Victor | Cheung Kong (Holdings) Limited | Managing Director and Deputy Chairman | (5), (6) & (7) |
| | Hutchison Whampoa Limited | Deputy Chairman | (1), (5), (6) & (7) |
| | Hongkong Electric Holdings Limited | Executive Director | (1), (5), (6) & (7) |
| | CK Life Sciences Int'l, (Holdings) Inc | Chairman | (6) & (7) |
| Kam Hing Lam | Cheung Kong (Holdings) Limited | Deputy Managing Director | (5), (6) & (7) |
| | Hutchison Whampoa Limited | Executive Director | (1), (5), (6) & (7) |
| | Hongkong Electric Holdings Limited | Executive Director | (1), (5), (6) & (7) |
| | CK Life Sciences Int'l, (Holdings) Inc | President and Chief Executive Officer | (6) & (7) |
| | Spark Infrastructure Group | Non-executive Director | (1) & (5) |

REPORT OF THE DIRECTORS

Competing Business Interests of Directors (Cont'd)

(b) Interests in Competing Business (Cont'd)

| Name of Director | Name of Company | Nature of Interest | Competing Business (Note) |
|-------------------------|--|--|---------------------------|
| Ip Tak Chuen, Edmond | Cheung Kong (Holdings) Limited | Deputy Managing Director | (5), (6) & (7) |
| | CK Life Sciences Int'l , (Holdings) Inc | Senior Vice President and Chief Investment Officer | (6) & (7) |
| | TOM Group Limited | Non-executive Director | (5), (6) & (7) |
| | CATIC International Holdings Limited | Non-executive Director | (5) & (6) |
| | Excel Technology International Holdings Limited | Non-executive Director | (5), (6) & (7) |
| | Shougang Concord International Enterprises Company Limited | Non-executive Director | (1), (5) & (6) |
| | The Ming An (Holdings) Company Limited | Non-executive Director | (5) & (6) |
| | ARA Asset Management Limited | Non-executive Director | (5) & (6) |
| Fok Kin Ning, Canning | Cheung Kong (Holdings) Limited | Non-executive Director | (5), (6) & (7) |
| | Hutchison Whampoa Limited | Group Managing Director | (1), (5), (6) & (7) |
| | Hongkong Electric Holdings Limited | Chairman | (1), (5), (6) & (7) |
| | Hutchison Harbour Ring Limited | Chairman | (7) |
| | Hutchison Telecommunications International Limited | Chairman | (7) |
| Andrew John Hunter | Hongkong Electric Holdings Limited | Executive Director | (1), (5), (6) & (7) |
| | Spark Infrastructure Group | Non-executive Director | (1) & (5) |
| Chow Woo Mo Fong, Susan | Hutchison Whampoa Limited | Deputy Group Managing Director | (1), (5), (6) & (7) |
| | Hongkong Electric Holdings Limited | Executive Director and Alternate Director | (1), (5), (6) & (7) |
| | TOM Group Limited | Non-executive Director | (5), (6) & (7) |
| | Hutchison Harbour Ring Limited | Executive Director | (7) |
| | Hutchison Telecommunications International Limited | Alternate Director | (7) |
| | TOM Online Inc (withdrawal of listing on 3rd September, 2007) | Alternate Director | (7) |

| Name of Director | Name of Company | Nature of Interest | Competing Business (Note) |
|------------------------|---|-------------------------|------------------------------|
| Frank John Sixt | Cheung Kong (Holdings) Limited | Non-executive Director | (5), (6) & (7) |
| | Hutchison Whampoa Limited | Group Finance Director | (1), (5), (6) & (7) |
| | Hongkong Electric Holdings Limited | Executive Director | (1), (5), (6) & (7) |
| | Hutchison Telecommunications International Limited | Non-executive Director | (7) |
| | TOM Group Limited | Chairman | (5), (6) & (7) |
| | TOM Online Inc <i>(withdrawal of listing on 3rd September, 2007)</i> | Chairman | (7) |
| Tso Kai Sum | Hongkong Electric Holdings Limited | Group Managing Director | (1), (5), (6) & (7) |
| Lee Pui Ling, Angelina | TOM Group Limited | Non-executive Director | (5), (6) & (7) |
| George Colin Magnus | Cheung Kong (Holdings) Limited | Non-executive Director | (5), (6) & (7) |
| | Hutchison Whampoa Limited | Non-executive Director | (1), (5), (6) & (7) |
| | Hongkong Electric Holdings Limited | Non-executive Director | (1), (5), (6) & (7) |

Note Such businesses may be made through subsidiaries, associated companies or by way of other forms of investments

Save as disclosed above, none of the Directors is interested in any business apart from the Group's businesses which competes or is likely to compete, either directly or indirectly, with businesses of the Group

Pre-emptive Rights

There are no provisions for pre-emptive rights under the Company's Bye-laws although there are no restrictions against such rights under the laws of Bermuda

Purchase, Sale or Redemption of Shares

The Company has not redeemed any of its shares during the year ended 31st December, 2007. Neither the Company nor any of its subsidiaries has purchased or sold any of the Company's shares during the year.

REPORT OF THE DIRECTORS

Public Float

As announced by the Company on 8th January, 1997 and 17th February, 1997, the Stock Exchange granted a waiver from strict compliance with Rule 8.08 of the Listing Rules to the Company on 9th January, 1997 subject to approximately not less than 15.2 per cent of the issued share capital of the Company being held in public hands. Based on information available and within the knowledge of the Directors, the obligation has been complied with.

Donations

Donations made by the Group during the year amounted to HK\$2,293,000.

Disclosure under Chapter 13 of the Listing Rules

The following information is disclosed in accordance with Rules 13.21 and 13.22 of Chapter 13 of the Listing Rules.

- (1) A sponsors / shareholders' undertaking referred to under the section headed "Continuing Connected Transactions" has been provided by HWL, the Zhuhai Foreign Party and the other parties in relation to two loan facilities of US\$125.5 million and US\$670 million granted to the PRC project company undertaking the Zhuhai Power Plant. The two loans with the outstanding amounts of US\$9.5 million and US\$276.5 million as at 31st December, 2007, are repayable by installments with the final repayment due in 2008 and 2012 respectively. It is an event of default for both facilities if CKH and HWL collectively own directly or indirectly less than 51 per cent of the shareholding in the Zhuhai Foreign Party. The obligation has been complied with.
- (2) The Group has entered into a long term syndicated facility agreement of A\$400 million with the loan balance of A\$209.9 million remained outstanding as at 31st December, 2007. The facility will mature in 2008. Under the provision of the loan agreement, it is an event of default if HWL ceases to own (directly or indirectly) at least 30 per cent of the issued share capital of the Company. The obligation has been complied with.
- (3) The Group has entered into a long term syndicated facility agreement of A\$300 million, of which the whole amount was drawn as at 31st December, 2007. The facility will mature in 2009. Under the provision of the loan agreement, it is an event of default if HWL ceases to own (directly or indirectly) at least 30 per cent of the issued share capital of the Company. The obligation has been complied with.

- (4) As at 31st December, 2007, the Group's financial assistance to certain affiliated companies exceeded the assets ratio of 8 per cent. A combined balance sheet of the affiliated companies as at 31st December, 2007 is set out below

| | |
|-------------------------|----------|
| HK\$ million | |
| Non-current assets | 72,074 |
| Current assets | 4,597 |
| Current liabilities | (9,149) |
| Non-current liabilities | (62,576) |
| Net assets | 4,946 |
| Share capital | 666 |
| Reserves | 4,280 |
| Capital and reserves | 4,946 |

As at 31st December, 2007, the consolidated attributable interest of the Group in these affiliated companies amounted to HK\$7,010 million

Audit Committee

The Group's annual report for the year ended 31st December, 2007 has been reviewed by the Audit Committee. Information on the work of Audit Committee and its composition are set out in the Corporate Governance Report on pages 87 to 91.

Auditors

The financial statements for the year have been audited by Messrs Deloitte Touche Tohmatsu who retire and offer themselves for re-appointment.

On behalf of the Board

Li Tzar Kuoi, Victor

Chairman

Hong Kong, 17th March, 2008

CORPORATE GOVERNANCE REPORT

The Board of Directors ("Board") and the management of the Company are committed to the maintenance of good corporate governance practices and procedures. The Company believes that good corporate governance provides a framework that is essential for effective management, a healthy corporate culture, successful business growth and enhancing shareholders' value. The corporate governance principles of the Company emphasise a quality Board, sound internal controls, and transparency and accountability to all shareholders. The Company has applied the principles and complied with all code provisions and, where applicable, the recommended best practices of the Code on Corporate Governance Practices ("Code on CG Practices") as set out in Appendix 14 of the Rules Governing the Listing of Securities on The Stock Exchange of Hong Kong Limited ("Stock Exchange") ("Listing Rules") throughout the year ended 31st December, 2007.

Key corporate governance principles and corporate governance practices of the Company are summarised below.

I Code Provisions

| Code Ref. | Code Provisions | Compliance | Corporate Governance Practices | | | | | | | | | | | | | | | | | | | | | | |
|--|---|------------|---|----------------------|------------|----------------------------|--|---------------------------------|-----|--|-----|----------------------|-----|-----------------------|-----|-----------------------|-----|--------------------|-----|-------------------------|-----|-----------------|-----|-------------|-----|
| A. | DIRECTORS | | | | | | | | | | | | | | | | | | | | | | | | |
| A.1 | The Board | | | | | | | | | | | | | | | | | | | | | | | | |
| | <i>Corporate Governance Principle</i> <i>The Board should assume responsibility for leadership and control of the Company, and is collectively responsible for directing and supervising the Company's affairs</i> | | | | | | | | | | | | | | | | | | | | | | | | |
| A 1 1 | Regular board meetings at least four times a year involving active participation, either in person or through other electronic means of communication, of majority of directors | ✓ | <ul style="list-style-type: none">• The Board meets regularly and held meetings in March, May, August and November 2007• Details of Directors' attendance records in 2007 <table><tr><th>Members of the Board</th><th>Attendance</th></tr><tr><td colspan="2">Executive Directors</td></tr><tr><td>LI Tzar Kuoi, Victor (Chairman)</td><td>3/4</td></tr><tr><td>KAM Hing Lam (Group Managing Director)</td><td>4/4</td></tr><tr><td>IP Tak Chuen, Edmond</td><td>4/4</td></tr><tr><td>FOK Kin Ning, Canning</td><td>3/4</td></tr><tr><td>KWAN Bing Sing, Eric*</td><td>1/4</td></tr><tr><td>Andrew John HUNTER</td><td>4/4</td></tr><tr><td>CHOW WOO Mo Fong, Susan</td><td>3/4</td></tr><tr><td>Frank John SIXT</td><td>3/4</td></tr><tr><td>TSO Kai Sum</td><td>3/4</td></tr></table> | Members of the Board | Attendance | Executive Directors | | LI Tzar Kuoi, Victor (Chairman) | 3/4 | KAM Hing Lam (Group Managing Director) | 4/4 | IP Tak Chuen, Edmond | 4/4 | FOK Kin Ning, Canning | 3/4 | KWAN Bing Sing, Eric* | 1/4 | Andrew John HUNTER | 4/4 | CHOW WOO Mo Fong, Susan | 3/4 | Frank John SIXT | 3/4 | TSO Kai Sum | 3/4 |
| Members of the Board | Attendance | | | | | | | | | | | | | | | | | | | | | | | | |
| Executive Directors | | | | | | | | | | | | | | | | | | | | | | | | | |
| LI Tzar Kuoi, Victor (Chairman) | 3/4 | | | | | | | | | | | | | | | | | | | | | | | | |
| KAM Hing Lam (Group Managing Director) | 4/4 | | | | | | | | | | | | | | | | | | | | | | | | |
| IP Tak Chuen, Edmond | 4/4 | | | | | | | | | | | | | | | | | | | | | | | | |
| FOK Kin Ning, Canning | 3/4 | | | | | | | | | | | | | | | | | | | | | | | | |
| KWAN Bing Sing, Eric* | 1/4 | | | | | | | | | | | | | | | | | | | | | | | | |
| Andrew John HUNTER | 4/4 | | | | | | | | | | | | | | | | | | | | | | | | |
| CHOW WOO Mo Fong, Susan | 3/4 | | | | | | | | | | | | | | | | | | | | | | | | |
| Frank John SIXT | 3/4 | | | | | | | | | | | | | | | | | | | | | | | | |
| TSO Kai Sum | 3/4 | | | | | | | | | | | | | | | | | | | | | | | | |

| Code Ref. | Code Provisions | Compliance | Corporate Governance Practices | | | | | | | | | | | | | | | | | | | | | | |
|--|---|---|--|----------------------|------------|--|--|-------------------------|-----|--------------|-----|--------------------------------|-----|----------------------|-----|-----------------------|-----|--------------------------------|--|------------------------|-----|-------------|-----|---------------------|-----|
| A 1 1 (Cont'd) | | | | | | | | | | | | | | | | | | | | | | | | | |
| | | | <table><tr><th>Members of the Board</th><th>Attendance</th></tr><tr><td colspan="2">Independent Non-executive Directors</td></tr><tr><td>CHEONG Ying Chew, Henry</td><td>4/4</td></tr><tr><td>KWOK Eva Lee</td><td>4/4</td></tr><tr><td>SNG Sow-mei alias POON Sow Mei</td><td>4/4</td></tr><tr><td>Colin Stevens RUSSEL</td><td>4/4</td></tr><tr><td>LAN Hong Tsung, David</td><td>4/4</td></tr><tr><td colspan="2">Non-executive Directors</td></tr><tr><td>LEE Pui Ling, Angelina</td><td>3/4</td></tr><tr><td>Barrie COOK</td><td>4/4</td></tr><tr><td>George Colin MAGNUS</td><td>4/4</td></tr></table> | Members of the Board | Attendance | Independent Non-executive Directors | | CHEONG Ying Chew, Henry | 4/4 | KWOK Eva Lee | 4/4 | SNG Sow-mei alias POON Sow Mei | 4/4 | Colin Stevens RUSSEL | 4/4 | LAN Hong Tsung, David | 4/4 | Non-executive Directors | | LEE Pui Ling, Angelina | 3/4 | Barrie COOK | 4/4 | George Colin MAGNUS | 4/4 |
| Members of the Board | Attendance | | | | | | | | | | | | | | | | | | | | | | | | |
| Independent Non-executive Directors | | | | | | | | | | | | | | | | | | | | | | | | | |
| CHEONG Ying Chew, Henry | 4/4 | | | | | | | | | | | | | | | | | | | | | | | | |
| KWOK Eva Lee | 4/4 | | | | | | | | | | | | | | | | | | | | | | | | |
| SNG Sow-mei alias POON Sow Mei | 4/4 | | | | | | | | | | | | | | | | | | | | | | | | |
| Colin Stevens RUSSEL | 4/4 | | | | | | | | | | | | | | | | | | | | | | | | |
| LAN Hong Tsung, David | 4/4 | | | | | | | | | | | | | | | | | | | | | | | | |
| Non-executive Directors | | | | | | | | | | | | | | | | | | | | | | | | | |
| LEE Pui Ling, Angelina | 3/4 | | | | | | | | | | | | | | | | | | | | | | | | |
| Barrie COOK | 4/4 | | | | | | | | | | | | | | | | | | | | | | | | |
| George Colin MAGNUS | 4/4 | | | | | | | | | | | | | | | | | | | | | | | | |
| | | | <p>Note * Deputy Managing Director and Executive Director, retired on 31st March, 2007</p> <ul style="list-style-type: none">The Directors may attend meetings in person, by phone or through other means of electronic communication or by their alternate directors (if applicable) in accordance with the Company's Bye-laws | | | | | | | | | | | | | | | | | | | | | | |
| A 1 2 | All directors are given an opportunity to include matters in the agenda for regular board meetings | ✓ | <ul style="list-style-type: none">All Directors are consulted as to whether they may want to include any matter in the agenda before the agenda for each regular Board meeting is issued | | | | | | | | | | | | | | | | | | | | | | |
| A 1 3 | <ul style="list-style-type: none">At least 14 days notice for regular board meetingsReasonable notice for other board meetings | <ul style="list-style-type: none">✓✓ | <ul style="list-style-type: none">Regular Board meetings in a particular year are usually scheduled towards the end of the immediately preceding year to give all Directors adequate time to plan their schedules to attendAt least 14 days formal notice would be given before each regular meetingAccording to the Company's Bye-laws, any Director may waive notice of any meeting | | | | | | | | | | | | | | | | | | | | | | |

CORPORATE GOVERNANCE REPORT

| Code Ref. | Code Provisions | Compliance | Corporate Governance Practices |
|-----------|---|--|--|
| A 1 4 | All directors should have access to the advice and services of the company secretary with a view to ensuring that board procedures, and all applicable rules and regulations, are followed | ✓ | <ul style="list-style-type: none"> Directors have access to the Company Secretary and key officers of the Company Secretarial Department who are responsible to the Board for ensuring that Board procedures, and all applicable rules and regulations, are followed Memos are issued to Directors, from time to time to update them with legal and regulatory changes and matters of relevance to Directors in the discharge of their duties |
| A 1 5 | <ul style="list-style-type: none"> Minutes of board meetings and meetings of board committees should be kept by a duly appointed secretary of the meeting Such minutes should be open for inspection at any reasonable time on reasonable notice by any director | <ul style="list-style-type: none"> ✓ ✓ | <ul style="list-style-type: none"> The Company Secretary prepares written resolutions or minutes and keeps records of matters discussed and decisions resolved at all Board and Board Committee meetings Board and Board Committee minutes / resolutions are sent to all Directors / Board Committee members within a reasonable time (generally within 14 days) after each Board and Board Committee meeting Board and Board Committee minutes / resolutions are available for inspection by Directors / Board Committee members |
| A 1 6 | <ul style="list-style-type: none"> Minutes of board meetings and meetings of board committees should record in sufficient detail the matters considered by the board and decisions reached Draft and final versions of board minutes for all directors to comment and to keep records within a reasonable time after the board meeting | <ul style="list-style-type: none"> ✓ ✓ | <ul style="list-style-type: none"> Minutes record in sufficient detail the matters considered by the Board / Board Committees and decisions reached Directors are given an opportunity to comment on draft Board minutes Final version of Board minutes is placed on record within a reasonable time after the Board meeting |
| A 1 7 | <ul style="list-style-type: none"> A procedure agreed by the board to enable directors, upon reasonable request, to seek independent professional advice in appropriate circumstances, at the company's expense The board should resolve to provide separate independent professional advice to directors to assist the relevant director or directors to discharge his / their duties to the company | <ul style="list-style-type: none"> ✓ ✓ | <ul style="list-style-type: none"> Directors have been advised that the Company Secretary can arrange independent professional advice at the expense of the Company should such advice be considered necessary by any Director |

| Code Ref. | Code Provisions | Compliance | Corporate Governance Practices |
|-----------|--|--|---|
| A 1 8 | <ul style="list-style-type: none"> – If a substantial shareholder or a director has a conflict of interest in a matter to be considered by the board which the board has determined to be material, the matter should not be dealt with by way of circulation or by a committee but a board meeting should be held – Independent non-executive directors who, and whose associates, have no material interest in the transaction should be present at such board meeting | <ul style="list-style-type: none"> ✓ ✓ | <ul style="list-style-type: none"> • Important matters are usually dealt with by way of written resolutions so that all Directors (including Independent Non-executive Directors) can note and comment, as appropriate, the matters before approval is granted • Director must declare his / her interest in the matters to be passed in the resolution, if applicable • If a substantial shareholder or a Director has a conflict of interest in a matter to be considered by the Board which the Board has determined to be material, the matter will be dealt with in accordance with applicable rules and regulations and, if appropriate, an independent Board committee will be set up to deal with the matter |

A.2 Chairman and Chief Executive Officer

Corporate Governance Principle

There should be a clear division of responsibilities between the Chairman and the Group Managing Director of the Company to ensure a balance of power and authority

| | | | |
|-------|---|--|--|
| A 2 1 | <ul style="list-style-type: none"> – Separate roles of chairman and chief executive officer not to be performed by the same individual – Division of responsibilities between the chairman and chief executive officer should be clearly established and set out in writing | <ul style="list-style-type: none"> ✓ ✓ | <ul style="list-style-type: none"> • The positions of the Chairman of the Board and the Group Managing Director are currently held by separate individuals • The Chairman determines the broad strategic direction of the Group in consultation with the Board and is responsible for the high-level oversight of management • The Group Managing Director, with the support of the Executive Directors, is responsible for strategic planning of different business functions and day-to-day management and operation of the Group |
|-------|---|--|--|

CORPORATE GOVERNANCE REPORT

| Code Ref. | Code Provisions | Compliance | Corporate Governance Practices | | | | | | | | | | | | | | | | | | | | | | | | | | |
|--|--|------------|--|------------|--|-----------------|--|----------------------|-----|--|--|-------------------------|-----|--------------|-----|--------------------------------|-----|----------------------|-----|-----------------------|-----|--------------------------------|--|------------------------|-----|------------|-----|---------------------|-----|
| A 2.2 | The chairman should ensure that all directors are properly briefed on issues arising at board meetings | ✓ | <ul style="list-style-type: none">With the support of the Executive Directors and the Company Secretary, the Chairman seeks to ensure that all Directors are properly briefed on issues arising at Board meetings and receive adequate and reliable information on a timely basisIn addition to regular Board meetings, the Chairman had meetings with the Non-executive Directors (including the Independent Non-executive Directors) without the presence of the Executive Directors in May and November 2007. Details of the attendance records of the meetings are as follows <table><tr><th colspan="2">Attendance</th></tr><tr><td colspan="2">Chairman</td></tr><tr><td>LI Tzar Kuoi, Victor</td><td>2/2</td></tr><tr><td colspan="2">Independent Non-executive Directors</td></tr><tr><td>CHEONG Ying Chew, Henry</td><td>2/2</td></tr><tr><td>KWOK Eva Lee</td><td>2/2</td></tr><tr><td>SNG Sow-mei alias POON Sow Mei</td><td>2/2</td></tr><tr><td>Colin Stevens RUSSEL</td><td>2/2</td></tr><tr><td>LAN Hong Tsung, David</td><td>2/2</td></tr><tr><td colspan="2">Non-executive Directors</td></tr><tr><td>LEE Pui Ling, Angelina</td><td>1/2</td></tr><tr><td>Barne COOK</td><td>2/2</td></tr><tr><td>George Colin MAGNUS</td><td>2/2</td></tr></table> <p>Note The Chairman and the Non-executive Directors (including the Independent Non-executive Directors) may attend meetings in person, by phone or through other means of electronic communication or by their alternate directors (if applicable) in accordance with the Company's Bye-laws</p> | Attendance | | Chairman | | LI Tzar Kuoi, Victor | 2/2 | Independent Non-executive Directors | | CHEONG Ying Chew, Henry | 2/2 | KWOK Eva Lee | 2/2 | SNG Sow-mei alias POON Sow Mei | 2/2 | Colin Stevens RUSSEL | 2/2 | LAN Hong Tsung, David | 2/2 | Non-executive Directors | | LEE Pui Ling, Angelina | 1/2 | Barne COOK | 2/2 | George Colin MAGNUS | 2/2 |
| Attendance | | | | | | | | | | | | | | | | | | | | | | | | | | | | | |
| Chairman | | | | | | | | | | | | | | | | | | | | | | | | | | | | | |
| LI Tzar Kuoi, Victor | 2/2 | | | | | | | | | | | | | | | | | | | | | | | | | | | | |
| Independent Non-executive Directors | | | | | | | | | | | | | | | | | | | | | | | | | | | | | |
| CHEONG Ying Chew, Henry | 2/2 | | | | | | | | | | | | | | | | | | | | | | | | | | | | |
| KWOK Eva Lee | 2/2 | | | | | | | | | | | | | | | | | | | | | | | | | | | | |
| SNG Sow-mei alias POON Sow Mei | 2/2 | | | | | | | | | | | | | | | | | | | | | | | | | | | | |
| Colin Stevens RUSSEL | 2/2 | | | | | | | | | | | | | | | | | | | | | | | | | | | | |
| LAN Hong Tsung, David | 2/2 | | | | | | | | | | | | | | | | | | | | | | | | | | | | |
| Non-executive Directors | | | | | | | | | | | | | | | | | | | | | | | | | | | | | |
| LEE Pui Ling, Angelina | 1/2 | | | | | | | | | | | | | | | | | | | | | | | | | | | | |
| Barne COOK | 2/2 | | | | | | | | | | | | | | | | | | | | | | | | | | | | |
| George Colin MAGNUS | 2/2 | | | | | | | | | | | | | | | | | | | | | | | | | | | | |

| Code Ref. | Code Provisions | Compliance | Corporate Governance Practices |
|-----------|--|------------|--|
| A 2 3 | The chairman should be responsible for ensuring that directors receive adequate information, which must be complete and reliable, in a timely manner | ✓ | <ul style="list-style-type: none"> • The Board papers including supporting analysis and related background information are normally sent to the Directors at least three days before Board meetings • Communications between Non-executive Directors (including Independent Non-executive Directors) on the one hand, and the Company Secretary as co-ordinator for the other business units of the Group on the other, is a dynamic and interactive process to ensure that queries raised and clarification sought by the Directors are dealt with and further supporting information and / or documentation is provided if appropriate |

A.3 Board composition

Corporate Governance Principle

The Board should have a balance of skills and experience appropriate for the requirements of the business of the Company and should include a balanced composition of Executive and Non-executive Directors so that independent judgement can effectively be exercised

| | | | |
|-------|--|---|---|
| A 3 1 | Independent non-executive directors should be expressly identified as such in all corporate communications that disclose the names of directors of the company | ✓ | <ul style="list-style-type: none"> • The composition of the Board, by category and position of Directors including the names of the Chairman, the Executive Directors, the Non-executive Directors and the Independent Non-executive Directors, is disclosed in all corporate communications • The Board consists of a total of sixteen Directors, comprising eight Executive Directors, three Non-executive Directors and five Independent Non-executive Directors. One of the Executive Directors also acts as Alternate Director to two Executive Directors. Two Alternate Directors were appointed with effect from 11th February, 2008. More than one Independent Non-executive Directors have appropriate professional qualifications, or accounting or related financial management expertise • Details of the composition of the Board are set out on page 186 |
|-------|--|---|---|

CORPORATE GOVERNANCE REPORT

| Code Ref. | Code Provisions | Compliance | Corporate Governance Practices |
|----------------|---|--|---|
| A 3 1 (Cont'd) | | | <ul style="list-style-type: none"> • The Directors' biographical information and the relationships among the Directors are set out on pages 38 to 46 • Review of the Board composition is made regularly to ensure that it has a balance of expertise, skills and experience appropriate for the requirements of the business of the Company |
| A 4 | Appointments, re-election and removal | | |
| | <p><i>Corporate Governance Principle</i></p> <p><i>There should be a formal, considered and transparent procedure for the appointment of new Directors and plans in place for orderly succession for appointments to the Board. All Directors should be subject to re-election at regular intervals</i></p> | | |
| A 4 1 | Non-executive directors should be appointed for a specific term, subject to re-election | ✓ | <ul style="list-style-type: none"> • All Directors (including Non-executive Directors) are subject to retirement by rotation once every three years and are subject to re-election in accordance with the Company's Bye-laws and the Code on CG Practices |
| A 4 2 | <ul style="list-style-type: none"> – All directors appointed to fill a casual vacancy should be subject to election by shareholders at the first general meeting after their appointment – Every director, including those appointed for a specific term, should be subject to retirement by rotation at least once every three years | <ul style="list-style-type: none"> ✓ ✓ | <ul style="list-style-type: none"> • In accordance with the Company's Bye-laws, newly appointed Directors are required to offer themselves for re-election at the next following general meeting (in the case of filling a casual vacancy) or at the next following annual general meeting (in the case of an addition to the existing Board) following their appointment • The Board as a whole is responsible for the appointment of new Directors and Directors' nomination for re-election by shareholders at the general meeting of the Company. Under the Company's Bye-laws, the Board may from time to time appoint a Director either to fill a casual vacancy or as an addition to the existing Board. Any such new Director shall hold office until the next following general meeting of the Company (in the case of filling a casual vacancy) or until the next following annual general meeting of the Company (in the case of an addition to the existing Board) and shall then be eligible for re-election at the same general meeting |

| Code Ref. | Code Provisions | Compliance | Corporate Governance Practices |
|----------------|-----------------|------------|--|
| A 4 2 (Cont'd) | | | <ul style="list-style-type: none"> • All Directors (including Non-executive Directors) are subject to retirement by rotation once every three years and are subject to re-election in accordance with the Company's Bye-laws and the Code on CG Practices • The structure, size and composition of the Board are reviewed from time to time to ensure the Board has a balanced composition of skills and experience appropriate for the requirements of the businesses of the Company. The independence of the Independent Non-executive Directors is assessed according to the relevant rules and requirements under the Listing Rules • Each of the Independent Non-executive Directors makes an annual confirmation of independence pursuant to the requirements of the Listing Rules. The Company is of the view that all Independent Non-executive Directors meet the independence guidelines set out in the relevant requirements of the Listing Rules and are independent in accordance with the terms of the guidelines |

A.5 Responsibilities of directors

Corporate Governance Principle

Every Director is required to keep abreast of responsibilities as a Director of the Company and of the conduct, business activities and development of the Company

| | | | |
|-------|--|---|---|
| A 5 1 | <p>– Every newly appointed director of the company should receive a comprehensive, formal and tailored induction on the first occasion of his appointment, and subsequently such briefing and professional development as is necessary</p> | ✓ | <ul style="list-style-type: none"> • The Company Secretary and key officers of the Company Secretarial Department liaise closely with newly appointed Directors both immediately before and after his / her appointment to acquaint the newly appointed Director with the duties and responsibilities as a Director of the Company and the business operation of the Company |
|-------|--|---|---|

CORPORATE GOVERNANCE REPORT

| Code Ref. | Code Provisions | Compliance | Corporate Governance Practices |
|----------------|---|-------------------|---|
| A 5.1 (Cont'd) | <p>– To ensure that he has a proper understanding of the operations and business of the company and that he is fully aware of his responsibilities under statute and common law, the Listing Rules, applicable legal requirements and other regulatory requirements and the business and governance policies of the company</p> | ✓ | <ul style="list-style-type: none"> • A package compiled and reviewed by the Company's legal advisers setting out such duties and responsibilities under the Listing Rules, Companies Ordinance and other related ordinances and relevant regulatory requirements of Hong Kong is provided to each newly appointed Director. A revised information package comprising the latest developments in laws, rules and regulations relating to the duties and responsibilities of directors will be forwarded to each Director from time to time for his / her information and ready reference. The revised "Non-statutory Guidelines on Directors' Duties" issued by the Companies Registry of Hong Kong in October 2007 has been forwarded to each Director for his / her information and ready reference. • Memos are issued from time to time to keep Directors up to date with legal and regulatory changes and matters of relevance to the Directors in the discharge of their duties. • During the year, seminars were organised at which distinguished professionals were invited to present to the Directors on subjects such as directors' duties and balancing the benefits and costs of corporate governance, etc. The attendance rate was more than 80 per cent. |
| A 5.2 | <p>The functions of non-executive directors include</p> <p>– independent judgement on issues of strategy, policy, performance, accountability, resources, key appointments and standards of conduct at board meetings</p> <p>– take the lead on potential conflicts of interests</p> | <p>✓</p> <p>✓</p> | <ul style="list-style-type: none"> • Non-executive Directors exercise their independent judgment and advise on the future business direction and strategic plans of the Company. • Non-executive Directors review the financial information and operational performance of the Company on a regular basis. • Independent Non-executive Directors are invited to serve on the Audit and Remuneration Committees of the Company. |

| Code Ref. | Code Provisions | Compliance | Corporate Governance Practices |
|----------------|--|-------------------|---|
| A 5 2 (Cont'd) | <ul style="list-style-type: none"> – serve on the audit, remuneration, nomination and other governance committees, if invited – scrutinise the company's performance in achieving agreed corporate goals and objectives, and monitoring the reporting of performance | <p>✓</p> <p>✓</p> | |
| A 5 3 | Every director should ensure that he can give sufficient time and attention to the affairs of the company and should not accept the appointment if he cannot do so | ✓ | <ul style="list-style-type: none"> • There is satisfactory attendance at Board meetings during the year. Please refer to A 1 1 of Part I for details of attendance records • Every Executive Director has hands-on knowledge and expertise in the areas and operation in which he / she is charged with. Appropriate attention to the affairs of the Company is measured in terms of time as well as the quality of such attention and the ability of the Directors to contribute with reference to his / her necessary knowledge and expertise |
| A 5 4 | <ul style="list-style-type: none"> – Directors must comply with the Model Code – Board should establish written guidelines on no less exacting terms than the Model Code for relevant employees | <p>✓</p> <p>✓</p> | <ul style="list-style-type: none"> • The Company has adopted the model code for securities transactions by directors of listed issuers ("Model Code") set out in Appendix 10 of the Listing Rules as its own code of conduct regarding Directors' securities transactions effective 31st March, 2004 • Confirmation has been received from all Directors that they have complied with the required standards set out in the Model Code for the year ended 31st December, 2007 • Written guidelines on no less exacting terms than the Model Code relating to securities transactions for employees are set out in the Employee Handbook of the Company |

CORPORATE GOVERNANCE REPORT

| Code Ref. | Code Provisions | Compliance | Corporate Governance Practices |
|------------|---|--|--|
| A 6 | Supply of and access to information | | |
| | <i>Corporate Governance Principle</i> <i>Directors should be provided in a timely manner with appropriate information in such form and of such quality as will enable them to make an informed decision and to discharge their duties and responsibilities as Directors of the Company</i> | | |
| A 6 1 | <ul style="list-style-type: none"> – Send agenda and full board papers to all directors at least 3 days before regular board or board committee meeting – So far as practicable for other board or board committee meetings | <ul style="list-style-type: none"> ✓ ✓ | <ul style="list-style-type: none"> • Board / Board Committee papers are circulated not less than three days before the regular Board / Board Committee meetings to enable the Directors / Board Committee members to make informed decisions on matters to be raised at the Board / Board Committee meetings |
| A 6 2 | <ul style="list-style-type: none"> – Management has an obligation to supply the board and its committees with adequate information in a timely manner to enable it to make informed decisions – The board and each director should have separate and independent access to the company's senior management for making further enquiries where necessary | <ul style="list-style-type: none"> ✓ ✓ | <ul style="list-style-type: none"> • The Company Secretary and the Qualified Accountant attend all regular Board meetings to advise on corporate governance, statutory compliance, and accounting and financial matters, as appropriate • Communications between Directors on the one hand, and the Company Secretary, who acts as co-ordinator for the other business units of the Group on the other, is a dynamic and interactive process to ensure that queries raised and clarification sought by the Directors are dealt with and that further supporting information is provided if appropriate |
| A 6 3 | <ul style="list-style-type: none"> – All directors are entitled to have access to board papers and related materials – Steps must be taken to respond as promptly and fully as possible to queries raised by directors | <ul style="list-style-type: none"> ✓ ✓ | <ul style="list-style-type: none"> • Please see A 6 2 of Part I above |

| Code Ref. | Code Provisions | Compliance | Corporate Governance Practices | | | | | | | | |
|--|---|------------|---|---------------------------------------|------------|--|-----|----------------------|-----|-------------------------|-----|
| B. | REMUNERATION OF DIRECTORS AND SENIOR MANAGEMENT | | | | | | | | | | |
| B.1 | The level and make-up of remuneration and disclosure | | | | | | | | | | |
| | <i>Corporate Governance Principle</i> <i>There should be a formal and transparent procedure for setting policy on Executive Directors' remuneration and for fixing the remuneration packages for all Directors</i> | | | | | | | | | | |
| B 1 1 | Establish a remuneration committee with specific written terms of reference comprising a majority of independent non-executive directors | ✓ | <ul style="list-style-type: none">• In accordance with the Code on CG Practices, the Company has set up a remuneration committee ("Remuneration Committee") with a majority of the members being Independent Non-executive Directors• The Company established its Remuneration Committee on 1st January, 2005• The Remuneration Committee comprises the Chairman of the Board, Mr Li Tzar Kuoi, Victor (Chairman of the Remuneration Committee), and two Independent Non-executive Directors, namely, Mr Colin Stevens Russel and Mr Cheong Ying Chew, Henry• Since the publication of the Company's 2006 annual report in April 2007, meetings of the Remuneration Committee were held in November 2007 and January 2008. Details of the attendance records of the members of the Remuneration Committee are as follows <table><tr><th>Members of the Remuneration Committee</th><th>Attendance</th></tr><tr><td>Li Tzar Kuoi, Victor (Chairman of the Remuneration Committee)</td><td>2/2</td></tr><tr><td>Colin Stevens RUSSEL</td><td>2/2</td></tr><tr><td>CHEONG Ying Chew, Henry</td><td>2/2</td></tr></table> <p>Note The members of the Remuneration Committee may attend meetings in person, by phone or through other means of electronic communication or by their alternates (if applicable) in accordance with the Company's Bye-laws</p> | Members of the Remuneration Committee | Attendance | Li Tzar Kuoi, Victor (Chairman of the Remuneration Committee) | 2/2 | Colin Stevens RUSSEL | 2/2 | CHEONG Ying Chew, Henry | 2/2 |
| Members of the Remuneration Committee | Attendance | | | | | | | | | | |
| Li Tzar Kuoi, Victor (Chairman of the Remuneration Committee) | 2/2 | | | | | | | | | | |
| Colin Stevens RUSSEL | 2/2 | | | | | | | | | | |
| CHEONG Ying Chew, Henry | 2/2 | | | | | | | | | | |

CORPORATE GOVERNANCE REPORT

| Code Ref. | Code Provisions | Compliance | Corporate Governance Practices |
|----------------|--|------------|--|
| B 1 1 (Cont'd) | | | <ul style="list-style-type: none"> The following is a summary of the work for the Remuneration Committee during the said meetings (1) Review of the remuneration policy for 2007 / 2008, (2) Review of the remuneration of Non-executive Directors, (3) Review of the annual performance bonus policy, and (4) Approval of remuneration packages of Executive Directors |
| B 1 2 | The remuneration committee should consult the chairman and / or chief executive officer about their proposals relating to the remuneration of other executive directors and have access to professional advice if considered necessary | ✓ | <ul style="list-style-type: none"> The Remuneration Committee has consulted the Chairman and / or the Group Managing Director about proposals relating to the remuneration packages and other human resources issues of the Directors and senior management, including, without limitation, succession plan and key personnel movements as well as policies for recruiting and retaining qualified personnel The emoluments of Directors are based on the skill, knowledge, involvement in the Company's affairs and the performance of each Director, together with reference to the profitability of the Company, remuneration benchmarks in the industry, and prevailing market conditions To enable them to better advise on the Group's future remuneration policy and related strategies, the Remuneration Committee has been advised of the Group's existing remuneration policy and succession plan, such as guidelines on designing employees' remuneration packages and related market trends and information |

| Code Ref. | Code Provisions | Compliance | Corporate Governance Practices |
|-----------|--|------------|--|
| B 1 3 | <p>Terms of reference of the remuneration committee include</p> <ul style="list-style-type: none"> – determine specific remuneration packages of all executive directors and senior management – review and approve performance-based remuneration and the compensation payable on loss or termination of office or appointment – ensure that no director or any of his associates is involved in deciding his own remuneration | ✓ | <ul style="list-style-type: none"> • The terms of reference of the Remuneration Committee, which follow closely the requirements of the Code Provisions and have been adopted by the Board, are posted on the Company's website |
| B 1 4 | <p>The remuneration committee should make available its terms of reference, explaining its role and the authority delegated to it by the board</p> | ✓ | <ul style="list-style-type: none"> • The terms of reference of the Remuneration Committee are posted on the Company's website • The principal responsibilities of the Remuneration Committee include making recommendations to the Board on the Company's policy and structure for the remuneration of Directors and senior management, and reviewing the specific remuneration packages of all Executive Directors and senior management by reference to corporate goals and objectives resolved by the Board from time to time |
| B 1 5 | <p>The remuneration committee should be provided with sufficient resources to discharge its duties</p> | ✓ | <ul style="list-style-type: none"> • The Human Resources Department provides administrative support and implements the approved remuneration packages and other human resources related decisions approved by the Remuneration Committee |

CORPORATE GOVERNANCE REPORT

| Code Ref. | Code Provisions | Compliance | Corporate Governance Practices |
|------------|--|--|---|
| C. | ACCOUNTABILITY AND AUDIT | | |
| C.1 | Financial reporting | | |
| | <i>Corporate Governance Principle</i> <i>The Board should present a balanced, clear and comprehensible assessment of the Company's performance, position and prospects</i> | | |
| C 1 1 | Management should provide such explanation and information to the board as will enable the board to make an informed assessment of the financial and other information put before the board for approval | ✓ | <ul style="list-style-type: none"> Directors are provided with a review of the Group's major business activities and key financial information on a quarterly basis |
| C 1 2 | <ul style="list-style-type: none"> The directors should acknowledge in the Corporate Governance Report their responsibility for preparing the accounts There should be a statement by the auditors about their reporting responsibilities in the auditors' report on the financial statements Unless it is inappropriate to assume that the company will continue in business, the directors should prepare the accounts on a going concern basis, with supporting assumptions or qualifications as necessary When the directors are aware of material uncertainties relating to events or conditions that may cast significant doubt upon the company's ability to continue as a going concern, such uncertainties should be clearly and prominently set out and discussed at length in the Corporate Governance Report | <ul style="list-style-type: none"> ✓ ✓ ✓ N/A | <ul style="list-style-type: none"> The Directors annually acknowledge in writing their responsibility for preparing the financial statements of the Group Directors are not aware of material uncertainties relating to events or conditions that may cast significant doubt upon the Company's ability to continue as a going concern as referred to in C 1 2 of the Code on CG Practices With the assistance of the Finance and Accounting Department which is under the supervision of the Qualified Accountant of the Company, the Directors ensure the preparation of the financial statements of the Group are in accordance with statutory requirements and applicable accounting standards The Directors also ensure the publication of the financial statements of the Group is in a timely manner The statement by the auditors of the Company regarding their reporting responsibilities on the financial statements of the Group is set out in the Independent Auditor's Report on pages 115 and 116 |

| Code Ref. | Code Provisions | Compliance | Corporate Governance Practices |
|-----------|---|---------------------------|--|
| C 1 3 | The board's responsibility to present a balanced, clear and understandable assessment extends to annual and interim reports, other price-sensitive announcements and other financial disclosures required under the Listing Rules, and reports to regulators as well as to information required to be disclosed pursuant to statutory requirements | ✓ | <ul style="list-style-type: none">• The Board aims to present a clear, balanced and understandable assessment of the Group's performance and position in all shareholder communications• The Board is aware of the requirements under the applicable rules and regulations about timely disclosure of price-sensitive information or matters regarding the Company and will authorise the publication of such announcements as and when the occasion arises. The Company Secretary and key officers of the Company Secretarial Department work closely and in consultation with legal advisers to review the materiality and sensitivity of transactions and proposed transactions and advise the Board accordingly |
| <hr/> | | | |
| C.2 | Internal controls <i>Corporate Governance Principle</i> <i>The Board should ensure that the Company maintains sound and effective internal controls to safeguard the shareholders' investment and the Company's assets</i> | | |
| <hr/> | | | |
| C 2 1 | <ul style="list-style-type: none">– Directors to review effectiveness of system of internal control of the company and its subsidiaries at least annually and to report that they have done so in the Corporate Governance Report– The review should cover all material controls, including financial, operational and compliance controls and risk management functions | <div>✓</div> <div>✓</div> | <ul style="list-style-type: none">• The Board is ultimately responsible for the Group's internal control system and for review of its effectiveness• The internal control system is designed to help the achievement of business objectives in the following categories<ol style="list-style-type: none">(1) Effectiveness and efficiency of operations which include safeguarding assets against unauthorised use or disposition,(2) Reliability of financial and operational reporting, and(3) Compliance with applicable laws, regulations, and internal policies and procedures |
| <hr/> | | | |

CORPORATE GOVERNANCE REPORT

| Code Ref. | Code Provisions | Compliance | Corporate Governance Practices |
|----------------|-----------------|------------|---|
| C 2.1 (Cont'd) | | | <ul style="list-style-type: none"> The system is formulated to manage risk that may impede the achievement of the Group's business objectives rather than to eliminate that risk, and can only provide reasonable, not absolute, assurance against material errors, losses or fraud. The concept of reasonable assurance recognises that the cost of control procedure should not exceed the expected benefits. <p><i>Internal Control System</i></p> <ul style="list-style-type: none"> The Board has overall responsibility for monitoring the operations of the businesses within the Group. Executive Directors are appointed to the boards of all significant operating subsidiaries and associates to attend the board meetings and to oversee the operations. Monitoring activities include the review and approval of business strategies, budgets and plans, and setting of key performance indicators. There are defined organisational structures and authority to operate various business units is delegated to respective managements within limits set by the Executive Directors. The Head Office management has established operating and management reporting standards for use by all business units. Each business unit also has its own operating policies and procedures that are tailor-made to specific operational environment. Individual business unit needs to prepare five-year plans which form the foundation of annual budgets and plans. All these plans / budgets have to be approved by the Executive Directors. Monitoring the actual results against the budgets are done monthly via the Executives' and management meetings at the Group and business unit levels, and appropriate actions are taken, if necessary. |

| Code Ref. | Code Provisions | Compliance | Corporate Governance Practices |
|----------------|-----------------|------------|---|
| C 2 1 (Cont'd) | | | <ul style="list-style-type: none"> • Each business unit has to perform risk assessment half-yearly where the risks associated with achieving the business objectives are identified and analysed. It also includes a review of the control mechanism for each risk and action plan is put in place to address the areas for improvement. • The Chief Executive Officer and Chief Financial Officer of each business unit need to provide a formal half-yearly confirmation to acknowledge review of their control systems and highlight any weaknesses. • The Group Internal Audit, reporting directly to the Audit Committee and the Group Managing Director, performs independent assessment of the internal control systems. Using a risk based methodology, Internal Audit prepares its audit plan in consultation with, but independent of, management, and it is reviewed by the Audit Committee. The audit work focuses on those areas of the Group's activities with greatest perceived risks. Ad hoc review will also be performed on areas of concern identified by the Audit Committee and management. Management of individual business unit will be informed of the areas for improvement, and Internal Audit is responsible for monitoring the corrective actions. • Reports from the external auditors, Deloitte Touche Tohmatsu ("Deloitte"), on internal controls and relevant financial reporting matters, are presented to the Audit Committee and management. |

CORPORATE GOVERNANCE REPORT

| Code Ref. | Code Provisions | Compliance | Corporate Governance Practices |
|----------------|-----------------|------------|--|
| C 2.1 (Cont'd) | | | <p><i>Effectiveness of Internal Control System</i></p> <ul style="list-style-type: none"> The Board, through the Audit Committee of the Company, has conducted an annual review of the effectiveness of the internal control system operating in the Group and considers it is adequate and effective. The review covers all material controls, including financial, operational and compliance controls, and risk management functions. The Board is not aware of any significant areas of concern which may affect the shareholders. The Board is satisfied that the Group has fully complied with the code provisions on internal controls as set forth in the Code on CG Practices. <p><i>Controls on Price-sensitive Information</i></p> <ul style="list-style-type: none"> Regarding the procedures and internal controls for handling and dissemination of price-sensitive information, the Group <ol style="list-style-type: none"> is well aware of its obligations under the Listing Rules to announce any information that is considered to be price-sensitive, makes reference to the "Guide on Disclosure of Price-sensitive Information" issued by the Stock Exchange in 2002, has implemented policy and procedure which strictly prohibit unauthorised use of confidential and sensitive information, and has communicated to all staff, and requires that only Directors and delegated officers can act as the Group's spokesperson and respond to external enquiries about the Group's affairs. |

| Code Ref. | Code Provisions | Compliance | Corporate Governance Practices | | | | | | | | | | | | |
|---|---|---|--|--------------------------------|------------|---|-----|-------------------------|-----|--------------|-----|--------------------------------|-----|-----------------------|-----|
| C.3 | Audit Committee <i>Corporate Governance Principle</i> <i>The Board should establish formal and transparent arrangements for considering how it will apply the financial reporting and internal control principles and for maintaining an appropriate relationship with the Company's auditors</i> | | | | | | | | | | | | | | |
| C 3 1 | <ul style="list-style-type: none">– Full minutes of audit committee meetings should be kept by a duly appointed secretary of the meeting– Draft and final versions of minutes for all members of the audit committee to comment and to keep records within a reasonable time after the meeting | <ul style="list-style-type: none">✓✓ | <ul style="list-style-type: none">• Minutes drafted by the Company Secretary are circulated to members of the Audit Committee within a reasonable time after each meeting• Audit Committee meetings were held in March and August 2007. Details of the attendance record of the members of the Audit Committee are as follows <table><tr><th>Members of the Audit Committee</th><th>Attendance</th></tr><tr><td>Colin Stevens RUSSEL (Chairman of the Audit Committee)</td><td>2/2</td></tr><tr><td>CHEONG Ying Chew, Henry</td><td>2/2</td></tr><tr><td>KWOK Eva Lee</td><td>2/2</td></tr><tr><td>SNG Sow,mei alias POON Sow Mei</td><td>2/2</td></tr><tr><td>LAN Hong Tsung, David</td><td>2/2</td></tr></table> <p>Note The members of the Audit Committee may attend meetings in person, by phone or through other means of electronic communication or by their alternates (if applicable) in accordance with the Company's Bye-laws</p> | Members of the Audit Committee | Attendance | Colin Stevens RUSSEL (Chairman of the Audit Committee) | 2/2 | CHEONG Ying Chew, Henry | 2/2 | KWOK Eva Lee | 2/2 | SNG Sow,mei alias POON Sow Mei | 2/2 | LAN Hong Tsung, David | 2/2 |
| Members of the Audit Committee | Attendance | | | | | | | | | | | | | | |
| Colin Stevens RUSSEL (Chairman of the Audit Committee) | 2/2 | | | | | | | | | | | | | | |
| CHEONG Ying Chew, Henry | 2/2 | | | | | | | | | | | | | | |
| KWOK Eva Lee | 2/2 | | | | | | | | | | | | | | |
| SNG Sow,mei alias POON Sow Mei | 2/2 | | | | | | | | | | | | | | |
| LAN Hong Tsung, David | 2/2 | | | | | | | | | | | | | | |

CORPORATE GOVERNANCE REPORT

| Code Ref. | Code Provisions | Compliance | Corporate Governance Practices |
|----------------|-----------------|------------|--|
| C 3.1 (Cont'd) | | | <ul style="list-style-type: none"> The following is a summary of the work of the Audit Committee during 2007 <ol style="list-style-type: none"> Review of the financial reports for 2006 annual results and 2007 interim results, Review of the findings and recommendations of the Group Internal Audit on the work of various divisions / departments and related companies, Review of the effectiveness of the internal control system, Review of the external auditors' audit findings, Review of the auditors' remuneration, Review of risks of different business units and analysis thereof provided by the relevant business units, and Review of the control mechanisms for such risks and advising on action plans for improvement of the situations After due and careful consideration of reports from management and the internal and external auditors, the Audit Committee was of the view that no suspected fraud or irregularities, significant internal control deficiencies, or suspected infringement of laws, rules, or regulations had been found, and concluded at the meeting held on 11th March, 2008 that the system of internal controls was adequate and effective |

| Code Ref. | Code Provisions | Compliance | Corporate Governance Practices |
|----------------|--|------------|---|
| C 3 1 (Cont'd) | | | <ul style="list-style-type: none"> On 11th March, 2008, the Audit Committee met to review the Group's 2007 consolidated financial statements, including the accounting principles and practices adopted by the Group, in conjunction with the Company's external auditors. After review and discussions with the management, internal auditors and external auditors, the Audit Committee endorsed the accounting treatment adopted by the Company, and the Audit Committee had to the best of its ability assured itself that the disclosure of the financial information in the 2007 Annual Report complies with the applicable accounting standards and Appendix 16 of the Listing Rules. The Audit Committee therefore recommended the Board's approval of the consolidated financial statements for the year ended 31st December, 2007. The Audit Committee also recommended to the Board the re-appointment of Deloitte as the Company's external auditors for 2008 and that the related resolution shall be put forth for shareholders' consideration and approval at the 2008 annual general meeting. The Group's Annual Report for the year ended 31st December, 2007 has been reviewed by the Audit Committee. |
| C 3 2 | A former partner of existing auditing firm shall not act as a member of the committee for 1 year after he ceases to be a partner of or to have any financial interest in, the firm, whichever is the later | ✓ | <ul style="list-style-type: none"> No member of the Audit Committee is a former partner of the existing auditing firm of the Company during the one year after he / she ceases to be a partner of the auditing firm. |

CORPORATE GOVERNANCE REPORT

| Code Ref. | Code Provisions | Compliance | Corporate Governance Practices |
|-----------|--|------------|--|
| C 3.3 | <p>Terms of reference of the audit committee include</p> <ul style="list-style-type: none"> – recommendation to the board on the appointment and removal of external auditors and approval of their terms of engagement – review and monitor external auditors' independence and effectiveness of audit process – review of financial information of the company – oversight of the company's financial reporting system and internal control procedures | ✓ | <ul style="list-style-type: none"> • Terms of reference of the Audit Committee, which follow closely the requirements of the Code Provisions and have been adopted by the Board, are posted on the Company's website |
| C 3.4 | <p>The audit committee should make available its terms of reference, explaining its role and the authority delegated to it by the board</p> | ✓ | <ul style="list-style-type: none"> • The Listing Rules require every listed issuer to establish an audit committee comprising at least three members who must be non-executive directors only, and the majority thereof must be independent non-executive directors, at least one of whom must have appropriate professional qualifications, or accounting or related financial management expertise. The Company established the Audit Committee in December 1998 with reference to "A Guide for the Formation of an Audit Committee" issued by the Hong Kong Institute of Certified Public Accountants (formerly known as Hong Kong Society of Accountants) • In accordance with the requirements of the Code on CG Practices, the terms of reference of the Audit Committee were revised on 1st January, 2005 in terms substantially the same as the provisions set out in the Code on CG Practices. The revised terms of reference of the Audit Committee are available on the Company's website |

| Code Ref. | Code Provisions | Compliance | Corporate Governance Practices |
|----------------|---|------------|--|
| C 3 4 (Cont'd) | | | <ul style="list-style-type: none"> The principal duties of the Audit Committee include the review and supervision of the Group's financial reporting system and internal control procedures, review of the Group's financial information and review of the relationship with the external auditors of the Company. Regular meetings have been held by the Audit Committee since its establishment. The Audit Committee comprises five Independent Non-executive Directors, namely, Mr. Colin Stevens Russel (Chairman of the Audit Committee), Mr. Cheong Ying Chew, Henry, Mrs. Kwok Eva Lee, Mrs. Sng Sow-mei alias Poon Sow Mei and Mr. Lan Hong Tsung, David. The Audit Committee held two meetings in 2007. |
| C 3 5 | Where the board disagrees with the audit committee's view on the selection, appointment, resignation or dismissal of the external auditors, the company should include in the Corporate Governance Report a statement from the audit committee explaining its recommendation and also the reason(s) why the board has taken a different view. | N/A | <ul style="list-style-type: none"> The Audit Committee recommended to the Board that, subject to shareholders' approval at the forthcoming annual general meeting, Deloitte be re-appointed as the Company's external auditors for 2008. For the year ended 31st December, 2007, the external auditors of the Company received approximately HK\$4.9 million for annual audit service, approximately HK\$0.8 million for audit-related services rendered in connection with acquisitions and disposals of certain investments of the Group, and approximately HK\$1.4 million for tax and other non-audit services. |
| C 3 6 | The audit committee should be provided with sufficient resources to discharge its duties. | ✓ | <ul style="list-style-type: none"> The Audit Committee has been advised that the Company Secretary can arrange independent professional advice at the expense of the Company should the seeking of such advice be considered necessary by the Audit Committee. |

CORPORATE GOVERNANCE REPORT

| Code Ref. | Code Provisions | Compliance | Corporate Governance Practices |
|------------|---|------------|---|
| D. | DELEGATION BY THE BOARD | | |
| D.1 | Management functions | | |
| | <i>Corporate Governance Principle</i> <i>The Company should have a formal schedule of matters specifically reserved to the Board and those delegated to management</i> | | |
| D 1 1 | When the board delegates aspects of its management and administration functions to management, it must at the same time give clear directions as to the powers of management, in particular, with respect to the circumstances where management should report back and obtain prior approval from the board before making decisions or entering into any commitments on behalf of the company | ✓ | <ul style="list-style-type: none"> Executive Directors are in charge of different businesses and functional divisions in accordance with their respective areas of expertise Please refer to the Management Structure Chart as set out on page 114 For matters or transactions of a material nature, the same will be referred to the Board for approval For matters or transactions of a magnitude requiring disclosure under the Listing Rules or other applicable rules or regulations, appropriate disclosure will be made and where necessary, circular will be prepared and shareholders' approval will be obtained in accordance with the requirements of the applicable rules and regulations |
| D 1 2 | Formalise functions reserved to the board and those delegated to management. It should review those arrangements on a periodic basis to ensure that they remain appropriate to the needs of the company | ✓ | <ul style="list-style-type: none"> The Board, led by the Chairman, is responsible for the Group's future development directions, overall strategies and policies, evaluation of the performance of the Group and the management, and approval of matters that are of a material or substantial nature Under the leadership of the Group Managing Director, management is responsible for the day-to-day operations of the Group |

| Code Ref. | Code Provisions | Compliance | Corporate Governance Practices |
|------------|---|------------|---|
| D.2 | Board Committees | | |
| | <p><i>Corporate Governance Principle</i></p> <p><i>Board Committees should be formed with specific written terms of reference which deal clearly with the committees' authority and duties</i></p> | | |
| D 2 1 | Where board committees are established to deal with matters, the board should prescribe sufficiently clear terms of reference to enable such committees to discharge their functions properly | ✓ | <ul style="list-style-type: none"> Three Board Committees, i.e. Audit Committee, Remuneration Committee and Executive Committee have been established with specific terms of reference |
| D 2 2 | The terms of reference of board committees should require such committees to report back to the board on their decisions or recommendations, unless there are legal or regulatory restrictions on their ability to do so (such as a restriction on disclosure due to regulatory requirements) | ✓ | <ul style="list-style-type: none"> Board Committees report to the Board of their decisions and recommendations at Board meetings |
| E. | COMMUNICATION WITH SHAREHOLDERS | | |
| E.1 | Effective communication | | |
| | <p><i>Corporate Governance Principle</i></p> <p><i>The Board should endeavour to maintain an on-going dialogue with shareholders and in particular, use annual general meetings or other general meetings to communicate with shareholders and encourage their participation</i></p> | | |
| E 1 1 | In respect of each substantially separate issue at a general meeting, a separate resolution should be proposed by the chairman of that meeting | ✓ | <ul style="list-style-type: none"> Separate resolutions are proposed at the general meeting on each substantially separate issue, including the election of individual directors |

CORPORATE GOVERNANCE REPORT

| Code Ref. | Code Provisions | Compliance | Corporate Governance Practices |
|-----------|---|-------------------|--|
| E 1 2 | <ul style="list-style-type: none"> – The chairman of the board should attend the annual general meeting and arrange for the chairmen of the audit, remuneration and nomination committees (as appropriate) or in the absence of the chairman of such committees, another member of the committee to be available to answer questions at the annual general meeting – The chairman of the independent board committee (if any) should also be available to answer questions at any general meeting to approve a connected transaction or any other transaction that is subject to independent shareholders' approval | <p>✓</p> <p>✓</p> | <ul style="list-style-type: none"> • In 2007, the Chairman of the Board, Chairman of the Audit Committee and Chairman of the Remuneration Committee attended the annual general meeting and were available to answer questions • The Company establishes different communication channels with shareholders and investors including (i) regular despatch of printed copies of corporate communications (including but not limited to annual reports, interim reports, notices of meetings, circulars and proxy forms) required under the Listing Rules to the shareholders of the Company, (ii) the annual general meeting provides a forum for shareholders to raise comments and exchange views with the Board, (iii) updated and key information on the Group is available on the website of the Company, (iv) the Company's website offers a communication channel between the Company and its shareholders and stakeholders, (v) regular press conferences and briefing meetings with analysts are arranged from time to time to update interested parties on the performance of the Group, (vi) the Company's Branch Share Registrars deal with shareholders for share registration and related matters, and (vii) Corporate Affairs Department of the Company handles enquires from shareholders, and investors generally |

| Code Ref. | Code Provisions | Compliance | Corporate Governance Practices |
|------------|---|------------|---|
| E.2 | Voting by Poll | | |
| | <p><i>Corporate Governance Principle</i></p> <p><i>The Company should regularly inform shareholders of the procedure for voting by poll and ensure compliance with the requirements about voting by poll contained in the Listing Rules and the constitutional documents of the Company</i></p> | | |
| E 2 1 | <ul style="list-style-type: none"> – The chairman of a meeting should ensure disclosure in the circulars of the procedures for and the rights of shareholders to demand a poll | ✓ | <ul style="list-style-type: none"> • In 2007, the right to demand a poll was set out in the circular containing the notice of annual general meeting |
| | <ul style="list-style-type: none"> – The chairman of a meeting and / or directors who, individually or collectively, hold proxies in respect of shares representing 5% or more of the total voting rights at a particular meeting shall demand a poll in certain circumstances where, on a show of hands, a meeting votes in the opposite manner to that instructed in those proxies | ✓ | <ul style="list-style-type: none"> • In 2007, the Chairman of the annual general meeting exercised his power under the Bye-laws of the Company to put each resolution set out in the notice to be voted by way of a poll |
| | <ul style="list-style-type: none"> – If a poll is required under such circumstances, the chairman of the meeting should disclose to the meeting the total number of votes represented by all proxies held by directors indicating an opposite vote to the votes cast at the meeting on a show of hands | ✓ | |

CORPORATE GOVERNANCE REPORT

| Code Ref. | Code Provisions | Compliance | Corporate Governance Practices |
|-----------|--|-------------------|--|
| E 2.2 | <ul style="list-style-type: none"> – The company should count all proxy votes and, except where a poll is required, the chairman of a meeting should indicate to the meeting the level of proxies lodged on each resolution, and the balance for and against the resolution, after it has been dealt with on a show of hands – The company should ensure that votes cast are properly counted and recorded | <p>✓</p> <p>✓</p> | <ul style="list-style-type: none"> • Representatives of the Branch Share Registrars of the Company were appointed as scrutineers to monitor and count the poll votes casted at the annual general meeting • Poll results were announced at the adjourned meeting, posted on the websites of the Company and the Stock Exchange, and also published in Hong Kong newspapers on the business day following the annual general meeting of the Company |
| E 2.3 | <p>The chairman of a meeting should at the commencement of the meeting ensure that an explanation is provided of</p> <ul style="list-style-type: none"> – the procedures for demanding a poll by shareholders before putting a resolution to the vote on a show of hands, and – the detailed procedures for conducting a poll and then answer any questions from shareholders whenever voting by way of a poll is required | <p>✓</p> <p>✓</p> | <ul style="list-style-type: none"> • At the 2007 annual general meeting, the Chairman of the meeting explained the detailed procedures for conducting a poll, which had also been set out in the circular containing the notice of annual general meeting, and then answered any questions from shareholders • At the 2007 annual general meeting, the Chairman of the meeting exercised his power under the Bye-laws of the Company to put each resolution set out in the notice to be voted by way of a poll |

II. Recommended Best Practices

| Recommended Best Practice Ref. | Recommended Best Practices | Comply ("C") / Explain ("E") | Corporate Governance Practices |
|--------------------------------|--|------------------------------|---|
| A. | DIRECTORS | | |
| A 1 | The Board | | |
| | <p><i>Corporate Governance Principle</i></p> <p><i>The Board should assume responsibility for leadership and control of the Company, and is collectively responsible for directing and supervising the Company's affairs</i></p> | | |
| A 1 9 | Arrange appropriate insurance cover in respect of legal action against the directors | C | <ul style="list-style-type: none"> The Company has arranged appropriate Directors and Officers liability insurance coverage for its Directors and Officers since its listing in 1996 including the year 2007 / 2008 |
| A 1 10 | Board committees should adopt, so far as practicable, the principles, procedures and arrangements set out in A 1 1 to A 1 8 | | |
| | A 1 1 Regular board meetings at least four times a year involving active participation, either in person or through other electronic means of communication, of majority of directors | E | <ul style="list-style-type: none"> The Company has an Audit Committee, a Remuneration Committee and an Executive Committee Based on available data and information, the Company is not satisfied that quarterly review by the Audit Committee would bring meaningful benefit to the shareholders Meetings between the Chairman and the Non-executive Directors (including the Independent Non-executive Directors) without the presence of Executive Directors were held two times a year at which ample opportunity was provided for reflection of their views and comments to the Board Apart from the Audit Committee, the Company has a Remuneration Committee. The principal responsibility of the Remuneration Committee is to make recommendations to the Board on the Company's policy and structure for the remuneration of its Directors and senior management, which, in line with normal market practice, are only subject to review on an annual basis. It is therefore not necessary for the Remuneration Committee to have four meetings a year as recommended |

CORPORATE GOVERNANCE REPORT

| Recommended Best Practice Ref. | Recommended Best Practices | Comply ("C") / Explain ("E") | Corporate Governance Practices |
|--------------------------------|--|------------------------------|--|
| A 1 10 (Cont'd) | | | <ul style="list-style-type: none"> The Remuneration Committee held two meetings in respect of the year of 2007. The meeting held in November 2007 was to provide the Remuneration Committee with an overview of the job market conditions and trends for the year, and the meeting held in January 2008 was to review, consider and endorse the remuneration packages proposed for the Executive Directors of the Company. |
| A 1 2 | All directors are given an opportunity to include matters in the agenda for regular board meetings | C | <ul style="list-style-type: none"> All members of the Board Committees are consulted as to whether they may want to include any matter in the agenda before the agenda for each Board Committee meeting is issued. |
| A 1 3 | <ul style="list-style-type: none"> At least 14 days notice for regular board meetings Reasonable notice for other board meetings | <p>C</p> <p>C</p> | <ul style="list-style-type: none"> Regular Board Committee meetings in a particular year are usually scheduled towards the end of the immediately preceding year to give all Board Committee members adequate time to plan their schedules to attend. At least 14 days formal notice would be given before each Board Committee meeting. According to the Company's Bye-laws, the Board Committee member may waive notice of the relevant Board Committee meeting. |
| A 1 4 | All directors should have access to the advice and services of the company secretary with a view to ensuring that board procedures, and all applicable rules and regulations, are followed | C | <ul style="list-style-type: none"> Board Committee members have access to the Company Secretary and key officers of the Company Secretarial Department who are responsible to the Board Committees for ensuring that Board Committee procedures, and all applicable rules and regulations, are followed. |
| A 1 5 | <ul style="list-style-type: none"> Minutes of board meetings and meetings of board committees should be kept by a duly appointed secretary of the meeting Such minutes should be open for inspection at any reasonable time on reasonable notice by any director | <p>C</p> <p>C</p> | <ul style="list-style-type: none"> The Company Secretary prepares minutes / written resolutions and keeps records of substantive matters discussed and decisions resolved at Board Committee meetings. Board Committee minutes / written resolutions are sent to all Board Committee members within a reasonable time (generally within 14 days) after each Board Committee meeting. Board Committee minutes / written resolutions are available for inspection by Board Committee members. |

| Recommended Best Practice Ref. | Recommended Best Practices | Comply ("C") / Explain ("E") | Corporate Governance Practices |
|--------------------------------|--|---|---|
| A 1 10 (Cont'd) | <p>A 1 6</p> <ul style="list-style-type: none"> – Minutes of board meetings and meetings of board committees should record in sufficient detail the matters considered by the board and decisions reached – Draft and final versions of board minutes for all directors to comment and to keep records within a reasonable time after the board meeting <p>A 1 7</p> <ul style="list-style-type: none"> – A procedure agreed by the board to enable directors, upon reasonable request, to seek independent professional advice in appropriate circumstances, at the company's expense – The board should resolve to provide separate independent professional advice to directors to assist the relevant director or directors to discharge his / her duties to the company <p>A 1 8</p> <ul style="list-style-type: none"> – If a substantial shareholder or a director has a conflict of interest in a matter to be considered by the board which the board has determined to be material, the matter should not be dealt with by way of circulation or by a committee but a board meeting should be held – Independent non-executive directors who, and whose associates, have no material interest in the transaction should be present at such board meeting | <p>C</p> <p>C</p> <p>C</p> <p>C</p> <p>C</p> <p>C</p> | <ul style="list-style-type: none"> • The minutes of the Board Committees record in sufficient detail the matters considered by the Board Committees and decisions reached • Board Committee members are given an opportunity to comment on draft Board Committee minutes • Final version of Board Committee minutes is placed on record within a reasonable time after the Board Committee meeting • Board Committee members have been advised that the Company Secretary can arrange independent professional advice at the expense of the Company should such advice be considered necessary by any Board Committee member • Board Committee members must declare his / her interest in the matters to be considered by the Board Committee, if applicable • In case of conflict of interests, relevant Directors refrain from voting Mr Victor Li, the Chairman of the Board, is also the Chairman of the Remuneration Committee He refrained from voting at decisions made in respect of his own remuneration package • The Company has an Executive Committee which comprises Executive Directors and certain senior management of the Company The major function of the Executive Committee is to review the ongoing operations of the Group and consider potential acquisition opportunities In the event that conflict of interest was to arise in respect of a substantial shareholder or a director, the matter will be referred to the Board, ensuring the involvement of Independent Non-executive Directors, for consideration and decision |

CORPORATE GOVERNANCE REPORT

| Recommended Best Practice Ref. | Recommended Best Practices | Comply ("C") / Explain ("E") | Corporate Governance Practices |
|--|--|------------------------------|--|
| A 2 | | | |
| Chairman and Chief Executive Officer | | | |
| <i>Corporate Governance Principle</i> | | | |
| <i>There should be a clear division of responsibilities between the Chairman and the Group</i> | | | |
| <i>Managing Director of the Company to ensure a balance of power and authority</i> | | | |
| A 2 4 | <ul style="list-style-type: none"> Chairman to provide leadership for the board The chairman should ensure that the board works effectively and discharges its responsibilities, and that all key and appropriate issues are discussed by the board in a timely manner The chairman should be primarily responsible for drawing up and approving the agenda for each board meeting taking into account, where appropriate, any matters proposed by the other directors for inclusion in the agenda. The chairman may delegate such responsibility to a designated director or the company secretary | <p>C</p> <p>C</p> <p>C</p> | <ul style="list-style-type: none"> The Chairman of the Board is an Executive Director who is responsible for the leadership and effective running of the Board The Chairman determines the broad strategic direction of the Group in consultation with the Board and is responsible for the high-level oversight of management The Board meets regularly, and held meetings in March, May, August and November 2007 With the support of the Executive Directors and the Company Secretary, the Chairman ensures that all Directors are properly briefed on all key and appropriate issues on a timely manner The Company Secretary assists the Chairman in preparing the agenda for each Board meeting and ensures that, where applicable, matters proposed by other Directors are included in the agenda, and that all applicable rules and regulations are followed |
| A 2 5 | The chairman should take responsibility for ensuring that good corporate governance practices and procedures are established | C | <ul style="list-style-type: none"> The Board as a whole and the management of the Company are committed to the maintenance of good corporate governance practices and procedures |
| A 2 6 | The chairman should encourage all directors to make a full and active contribution to the board's affairs and take the lead to ensure that the board acts in the best interests of the company | C | <ul style="list-style-type: none"> Please refer to A 2 4 and A 2 5 of Part II for the details |

| Recommended Best Practice Ref. | Recommended Best Practices | Comply ("C") / Explain ("E") | Corporate Governance Practices |
|--------------------------------|--|------------------------------|--|
| A 2 7 | The chairman should at least annually hold meetings with the non-executive directors (including independent non-executive directors) without the executive directors present | C | <ul style="list-style-type: none"> • In addition to regular Board meetings, the Chairman had meetings with the Non-executive Directors (including the Independent Non-executive Directors) without the presence of the Executive Directors in May and November 2007. Details of the attendance records of the meetings are set out on page 72 |
| A 2 8 | The chairman should ensure that appropriate steps are taken to provide effective communication with shareholders and that views of shareholders are communicated to the board as a whole | C | <ul style="list-style-type: none"> • The Company establishes different communication channels with shareholders and investors including (i) regular despatch of printed copies of corporate communications (including but not limited to annual reports, interim reports, notices of meetings, circulars and proxy forms) required under the Listing Rules to the shareholders of the Company, (ii) the annual general meeting provides a forum for shareholders to raise comments and exchange views with the Board, (iii) updated and key information on the Group is available on the website of the Company, (iv) the Company's website offers a communication channel between the Company and its shareholders and stakeholders, (v) regular press conferences and briefing meetings with analysts are arranged from time to time to update interested parties on the performance of the Group, (vi) the Company's Branch Share Registrars deal with shareholders for share registration and related matters, and (vii) Corporate Affairs Department of the Company handles enquiries from shareholders, and investors generally |
| A 2 9 | The chairman should facilitate the effective contribution of non-executive directors in particular and ensure constructive relations between executive and non-executive directors | C | <ul style="list-style-type: none"> • Please refer to A 2 4 and A 2 5 of Part II for the details |

CORPORATE GOVERNANCE REPORT

| Recommended Best Practice Ref. | Recommended Best Practices | Comply ("C") / Explain ("E") | Corporate Governance Practices |
|--------------------------------|--|------------------------------|---|
| A 3 | Board composition <i>Corporate Governance Principle</i> <i>The Board should have a balance of skills and experience appropriate for the requirements of the business of the Company and should include a balanced composition of Executive and Non-executive Directors so that independent judgement can effectively be exercised</i> | | |
| A 3 2 | The company should appoint independent non-executive directors representing at least one-third of the board | E | <ul style="list-style-type: none"> The Board consists of a total of sixteen Directors, comprising eight Executive Directors, three Non-executive Directors and five Independent Non-executive Directors. One of the Executive Directors also acts as Alternate Director to two Executive Directors. Two Alternate Directors were appointed with effect from 11th February, 2008. Half of the Board, therefor is made up of Non-executive directors with the number of Independent Non-executive Directors exceeding the minimum number required under the Listing Rules. The Company considers that it has complied with the spirit and the intention of the Code on CG Practices and that the addition of one more Independent Non-executive Director would not make any significant difference. The Company also considers that there is a sufficiently independent element on the Board to provide the Company and its shareholders with fair and independent advice. |
| A 3 3 | The company should maintain on its website an updated list of its directors identifying their role and function and whether they are independent non-executive directors | C | <ul style="list-style-type: none"> The Company maintains on its website an updated list of its Directors together with their biographical information, and identifies whether they are independent non-executive directors. The Company has also posted on its website the Terms of Reference of the Board Committees to enable the shareholders to understand the role played by those Independent Non-executive Directors who serve on the relevant Board Committees. |
| | | E | <ul style="list-style-type: none"> The Company is of the view that Executive Directors are collectively in charge of the overall executive functions of the Group as a team for the purposes of efficiency and effectiveness, and hence it is neither appropriate nor meaningful to identify on its website the role and function of its individual Executive Directors. |

ANNUAL REPORT 2007 103

CORPORATE GOVERNANCE REPORT

| Recommended Best Practice Ref. | Recommended Best Practices | Comply ("C") / Explain ("E") | Corporate Governance Practices |
|--------------------------------|--|------------------------------|--|
| A 4.4 - A 4.8 | <ul style="list-style-type: none"> – The company should establish a nomination committee. A majority of the members of the nomination committee should be independent non-executive directors. – The nomination committee should be established with specific written terms of reference which deal clearly with the committee's authority and duties. – It is recommended that the nomination committee should discharge the following duties - <ul style="list-style-type: none"> (a) review the structure, size and composition (including the skills, knowledge and experience) of the board on a regular basis and make recommendations to the board regarding any proposed changes, (b) identify individuals suitably qualified to become board members and select or make recommendations to the board on the selection of individuals nominated for directorships, | E | <ul style="list-style-type: none"> • The Company does not have a nomination committee. The Board as a whole is responsible for the appointment of new Directors and the nomination of Directors for re-election by shareholders at the general meeting of the Company. Under the Company's Bye-laws, the Board may from time to time appoint a Director either to fill a casual vacancy or as an addition to the existing Board. Any such new Director shall hold office until the next following general meeting of the Company (in the case of filling a casual vacancy) or until the next following annual general meeting of the Company (in the case of an addition to the existing Board) and shall then be eligible for re-election at the same general meeting. • At present, the Company does not consider it necessary to have a nomination committee as the full Board is responsible for reviewing the structure, size and composition of the Board from time to time to ensure that it has a balanced composition of skills and experience appropriate for the requirements of the businesses of the Company, and the Board as a whole is also responsible for reviewing the succession plan for the Directors, in particular the Chairman and the Group Managing Director. • Under the Company's Bye-laws, the Board may from time to time appoint a Director either to fill a casual vacancy or as an addition to the existing Board. The Company uses a formal, considered and transparent procedure for the appointment of new Directors. Before a prospective Director's name is formally proposed, the opinions of the existing Directors (including the Independent Non-executive Directors) are sought. After considering the proposal for the appointment of a new Director, the Board as a whole will make the final decision. |

| Recommended Best Practice Ref. | Recommended Best Practices | Comply ("C") / Explain ("E") | Corporate Governance Practices |
|--------------------------------|--|------------------------------|---|
| A 4 4 - A 4 8 (Cont'd) | <ul style="list-style-type: none"> (c) assess the independence of independent non-executive directors, and (d) make recommendations to the board on relevant matters relating to the appointment or re-appointment of directors and succession planning for directors in particular the chairman and the chief executive officer - The nomination committee should make available its terms of reference explaining its role and the authority delegated to it by the board - The nomination committee should be provided with sufficient resources to discharge its duties - Where the board proposes a resolution to elect an individual as an independent non-executive director at the general meeting, it should set out in the circular to shareholders and / or explanatory statement accompanying the notice of the relevant general meeting why they believe the individual should be elected and the reasons why they consider the individual to be independent | | <ul style="list-style-type: none"> • The Board as a whole is responsible for assessing the independence of the Independent Non-executive Directors according to the relevant rules and requirements under the Listing Rules. The Company is of the view that all Independent Non-executive Directors meet the independence guidelines set out in the relevant requirements of the Listing Rules and are independent in accordance with the terms of the guidelines • Please refer to A 4 3 of Part II for the details |

CORPORATE GOVERNANCE REPORT

| Recommended Best Practice Ref. | Recommended Best Practices | Comply ("C") / Explain ("E") | Corporate Governance Practices |
|--------------------------------------|--|---------------------------------|--|
| A.5 | Responsibilities of directors | | |
| | <p><i>Corporate Governance Principle</i></p> <p><i>Every Director is required to keep abreast of responsibilities as a Director of the Company and of the conduct, business activities and development of the Company</i></p> | | |
| A 5 5 | <p>All directors should participate in a programme of continuous professional development to develop and refresh their knowledge and skills to help ensure that their contribution to the board remains informed and relevant. The company should be responsible for arranging and funding a suitable development programme.</p> | C | <ul style="list-style-type: none"> • The Company regularly reminds all Directors of their functions and responsibilities. Through regular Board meetings and the circulation of written resolutions, memos and board papers, all Directors are kept abreast of the conduct, business activities and development of the Company. • A package compiled and reviewed by the Company's legal advisers setting out the duties and responsibilities of directors under the Listing Rules, the Companies Ordinance and other related ordinances and relevant regulatory requirements of Hong Kong is provided to each newly appointed Director. A revised information package comprising the latest developments in laws, rules and regulations relating to the duties and responsibilities of directors will be forwarded to each Director from time to time for his / her information and ready reference. The revised "Non-statutory Guidelines on Directors' Duties" issued by the Companies Registry of Hong Kong in October 2007 has been forwarded to each Director for his / her information and ready reference. • Memos are issued from time to time to keep Directors up to date with legal and regulatory changes and matters of relevance to the Directors in the discharge of their duties. • During the year, seminars were organised at which distinguished professionals were invited to present to the Directors on subjects such as directors' duties and balancing the benefits and costs of corporate governance, etc. |

| Recommended Best Practice Ref. | Recommended Best Practices | Comply ("C") / Explain ("E") | Corporate Governance Practices |
|--------------------------------|--|------------------------------|--|
| A 5 6 | <p>Each director should disclose to the company at the time of his appointment, and on a periodic basis, the number and nature of offices held in public companies or organisations and other significant commitments, with the identity of the public companies or organisation and an indication of the time involved</p> <p>The board should determine for itself how frequently such disclosure should be made</p> | C | <ul style="list-style-type: none"> • The Directors have disclosed to the Company at the time of their appointment and from time to time thereafter the number and nature of offices held in public companies or organisations and other significant commitments, identifying the public companies or organisations involved |
| A 5 7 | <p>Non-executive directors, as equal board members, should give the board and any committees on which they serve such as the audit, remuneration or nomination committees the benefit of their skills, expertise and varied backgrounds and qualifications through regular attendance and active participation</p> <p>They should also attend general meetings and develop a balanced understanding of the views of shareholders</p> | C | <ul style="list-style-type: none"> • There is satisfactory attendance at Board meetings, Board Committee meetings, the meetings between the Chairman and the Non-executive Directors (including the Independent Non-executive Directors) and the general meeting during the year Please refer to A 1 1, A 2 2, B 1 1 and C 3 1 of Part I for details of attendance records • Extent of participation and contribution should be viewed both quantitatively and qualitatively |
| A 5 8 | <p>Non-executive directors should make a positive contribution to the development of the company's strategy and policies through independent, constructive and informed comments</p> | C | <ul style="list-style-type: none"> • There is satisfactory attendance at Board meetings, Board Committee meetings, the meetings between the Chairman and the Non-executive Directors (including the Independent Non-executive Directors) and the general meeting during the year Please refer to A 1 1, A 2 2, B 1 1 and C 3 1 of Part I for details of attendance records |

CORPORATE GOVERNANCE REPORT

| Recommended Best Practice Ref. | Recommended Best Practices | Comply ("C") / Explain ("E") | Corporate Governance Practices |
|--|---|------------------------------|--|
| A.6 | Supply of and access to information <i>Corporate Governance Principle</i> <i>Directors should be provided in a timely manner with appropriate information in such form and of such quality as will enable them to make an informed decision and to discharge their duties and responsibilities as Directors of the Company</i> | | |
| Please note that there is no recommended best practice under Section A 6 in the Code on CG Practices | | | |
| B. | REMUNERATION OF DIRECTORS AND SENIOR MANAGEMENT | | |
| B.1 | The level and make-up of remuneration and disclosure <i>Corporate Governance Principle</i> <i>There should be a formal and transparent procedure for setting policy on Executive Directors' remuneration and for fixing the remuneration packages for all Directors</i> | | |
| B 1 6 | A significant proportion of executive directors' remuneration should be structured so as to link rewards to corporate and individual performance | C | <ul style="list-style-type: none">A significant proportion of Executive Directors' remuneration has been structured so as to link rewards to corporate and individual performance in 2007. Please refer to note 37 in the Notes to the Financial Statements for details of discretionary bonus. |
| B 1 7 | The company should disclose details of any remuneration payable to members of senior management, on an individual and named basis, in their annual reports and accounts | E | <ul style="list-style-type: none">The remuneration payable to senior management represents only a small portion of the turnover and profits of the Company. As a matter of practice, disclosing details of the remuneration payable to senior management on an individual basis does not bring significant benefits or provide useful information to the shareholders. |
| B 1 8 | Where the board resolves to approve any remuneration or compensation arrangements which the remuneration committee has previously resolved not to approve, the board must disclose the reasons for its resolution in its next annual report | N/A | <ul style="list-style-type: none">The Board has never approved any remuneration or compensation arrangements which have previously been rejected by the Remuneration Committee. |

| Recommended Best Practice Ref. | Recommended Best Practices | Comply ("C") / Explain ("E") | Corporate Governance Practices |
|--------------------------------|--|------------------------------|--|
| C. | ACCOUNTABILITY AND AUDIT | | |
| C.1 | Financial reporting | | |
| | <p><i>Corporate Governance Principle</i> <i>The Board should present a balanced, clear and comprehensible assessment of the Company's performance, position and prospects</i></p> | | |
| C 1 4 | The company should announce and publish quarterly financial results within 45 days after the end of the relevant quarter, disclosing such information as would enable shareholders to assess the performance, financial position and prospects of the company. Any such quarterly financial reports should be prepared using the accounting policies applied to the company's half-year and annual accounts. | E | <ul style="list-style-type: none"> The Company issued half-yearly financial results within 3 months after the end of the relevant period, and annual financial results within 4 months after the end of the relevant year. In addition, all significant and price-sensitive transactions have been announced and disclosed in accordance with the Listing Rules during the year. The shareholders of the Company are therefore able to assess the performance, financial position and prospects of the Company. The Company does not consider it necessary, nor is it in the interests of the Company and its shareholders, to issue quarterly financial results. This would result in incurring costs disproportionate to any additional benefits to the shareholders. |
| C 1 5 | Once the company decides to announce and publish its quarterly financial results, it should continue to adopt quarterly reporting for each of the first 3 and 9 months periods of subsequent financial years. Where the company decides not to announce and publish its financial results for a particular quarter, it should publish an announcement to disclose the reason(s) for such decision. | E | <ul style="list-style-type: none"> Please refer to C 1 4 of Part II for the details. |

CORPORATE GOVERNANCE REPORT

| Recommended Best Practice Ref. | Recommended Best Practices | Comply ("C") / Explain ("E") | Corporate Governance Practices |
|--------------------------------|--|--|---|
| C.2 | Internal controls | | |
| | <p><i>Corporate Governance Principle</i></p> <p><i>The Board should ensure that the Company maintains sound and effective internal controls to safeguard the shareholders' investment and the Company's assets</i></p> | | |
| C 2 2 | <p>The board's annual review should, in particular, consider</p> <ul style="list-style-type: none"> – the changes since the last annual review in the nature and extent of significant risks, and the company's ability to respond to changes in its business and the external environment, – the scope and quality of management's ongoing monitoring of risks and of the system of internal control, and where applicable, the work of its internal audit function and other providers of assurance, – the extent and frequency of the communication of the results of the monitoring to the board (or board committee(s)) which enables it to build up a cumulative assessment of the state of control in the company and the effectiveness with which risk is being managed, – the incidence of significant control failings or weakness that has been identified at any time during the period and the extent to which they have resulted in unforeseen outcomes or contingencies that have had, could have had, or may in the future have, a material impact on the company's financial performance or conditions, and – the effectiveness of the company's processes relating to financial reporting and Listing Rule compliance | <p>C</p> <p>C</p> <p>C</p> <p>C</p> <p>C</p> | <p>In the review of the effectiveness of internal control system, the Board, through the Audit Committee, considers</p> <ul style="list-style-type: none"> • the changes since the last review in the nature and extent of significant risks, and the Company's ability to respond to changes in its business and the external environment, • the scope and quality of management's ongoing monitoring of risks, internal control system, and the work of its Internal Audit Function and other providers of assurance • the extent and frequency of communication of the results of monitoring which enables it to build up a cumulative assessment of the state of control in the Company and the effectiveness with which risk is being managed, • any incidence of significant control failings or weaknesses identified and the extent that they have caused unforeseeable outcomes or contingencies that could have material impact on the Company's financial performance or condition, and • the effectiveness of the Company's processes relating to financial reporting and Listing Rules compliance |

| Recommended Best Practice Ref. | Recommended Best Practices | Comply ("C") / Explain ("E") | Corporate Governance Practices |
|--------------------------------|--|-------------------------------------|--|
| C 2 3 | <p>The company should disclose as part of the Corporate Governance Report a narrative statement how they have complied with the code provisions on internal control during the reporting period. The disclosures should also include the following items</p> <ul style="list-style-type: none"> – the process that the company has applied for identifying, evaluating and managing the significant risks faced by it, – any additional information to assist understanding of the company's risk management processes and system of internal control, – an acknowledgement by the board that it is responsible for the company's system of internal control and for reviewing its effectiveness, – the process that the company has applied in reviewing the effectiveness of the system of internal control, and – the process that the company has applied to deal with material internal control aspects of any significant problems disclosed in its annual reports and accounts | <p>C</p> <p>C</p> <p>C</p> <p>C</p> | <p>In the Corporate Governance Report, the Company, in particular item C 2 1 of Part I, discloses</p> <ul style="list-style-type: none"> • the process of identifying, evaluating and managing the significant risks, • any additional information to assist understanding of the risk management processes and internal control system, • an acknowledgement by the Board that it is responsible for the internal control system and for reviewing its effectiveness, • the process applied in reviewing the effectiveness of internal control system, and • the process applied to deal with material internal control aspects of any significant problems disclosed in its Annual Reports and Financial Statements |
| C 2 4 | The company should ensure that their disclosures provide meaningful information and do not give a misleading impression | C | <ul style="list-style-type: none"> • The Company aims to ensure disclosures provide meaningful information and do not give a misleading impression |
| C 2 5 | The company without an internal audit function should review the need for one on an annual basis and should disclose the outcome of such review in the company's Corporate Governance Report | N/A | <ul style="list-style-type: none"> • Please refer to C 2 1 of Part I for the details |

CORPORATE GOVERNANCE REPORT

| Recommended Best Practice Ref. | Recommended Best Practices | Comply ("C") / Explain ("E") | Corporate Governance Practices |
|--------------------------------|--|------------------------------|--|
| C.3 | Audit Committee | | |
| | <p><i>Corporate Governance Principle</i> <i>The Board should establish formal and transparent arrangements for considering how it will apply the financial reporting and internal control principles and for maintaining an appropriate relationship with the Company's auditors</i></p> | | |
| C 3 7 | <p>The terms of reference of the audit committee should also require the audit committee</p> <ul style="list-style-type: none"> – to review arrangements by which employees of the company may, in confidence, raise concerns about possible improprieties in financial reporting, internal control or other matters. The audit committee should ensure that proper arrangements are in place for the fair and independent investigation of such matters and for appropriate follow-up action, and – to act as the key representative body for overseeing the company's relation with the external auditor | <p>E</p> <p>C</p> | <ul style="list-style-type: none"> • The Company has issued an employee's handbook to its staff, which contains the mechanism for employees to raise any questions they may have to their department head and to the human resources and administration department for necessary action (whether these relate to their career development or any other grievances and complaints they may have). The Company considers such mechanisms to be sufficient to ensure that there is a channel for employees to have a direct communication with the management of the Company |
| D. | DELEGATION BY THE BOARD | | |
| D.1 | Management functions | | |
| | <p><i>Corporate Governance Principle</i> <i>The Company should have a formal schedule of matters specifically reserved to the Board and those delegated to management</i></p> | | |
| D 1 3 | The company should disclose the division of responsibility between the board and management to assist those affected by corporate decisions to better understand the respective accountabilities and contributions of the board and management | C | <ul style="list-style-type: none"> • Please refer to the Management Structure Chart set out on page 114 |

| Recommended Best Practice Ref. | Recommended Best Practices | Comply ("C") / Explain ("E") | Corporate Governance Practices |
|--------------------------------|--|------------------------------|---|
| D 1 4 | Directors should clearly understand delegation arrangements in place To that end, the company should have formal letters of appointment for directors setting out the key terms and conditions relative to their appointment | E | <ul style="list-style-type: none"> It is not the Company's practice to have formal letters of appointment for its Directors Nevertheless, Directors clearly understand their duties to the Company, to which they are collectively and individually responsible for In addition, part of these duties relate to fiduciary duties, duties of skill, care and diligence established under common law over a long period of time, and it is not feasible to attempt to formulate these comprehensively in writing The difficulty in reducing these comprehensively into written form has been shared by the Companies Registry of Hong Kong, which has decided, instead of setting out these duties in the Companies Ordinance, to issue only non-statutory guidelines on directors' duties To have a formal letter of appointment may also lead to inflexibility |

D.2 Board Committees

Corporate Governance Principle

Board Committees should be formed with specific written terms of reference which deal clearly with the committees' authority and duties

Please note that there is no recommended best practice under Section D 2 in the Code on CG Practices

E. COMMUNICATION WITH SHAREHOLDERS

E.1 Effective communication

Corporate Governance Principle

The Board should endeavour to maintain an on-going dialogue with shareholders and in particular, use annual general meetings or other general meetings to communicate with shareholders and encourage their participation

Please note that there is no recommended best practice under Section E 1 in the Code on CG Practices

E.2 Voting by Poll

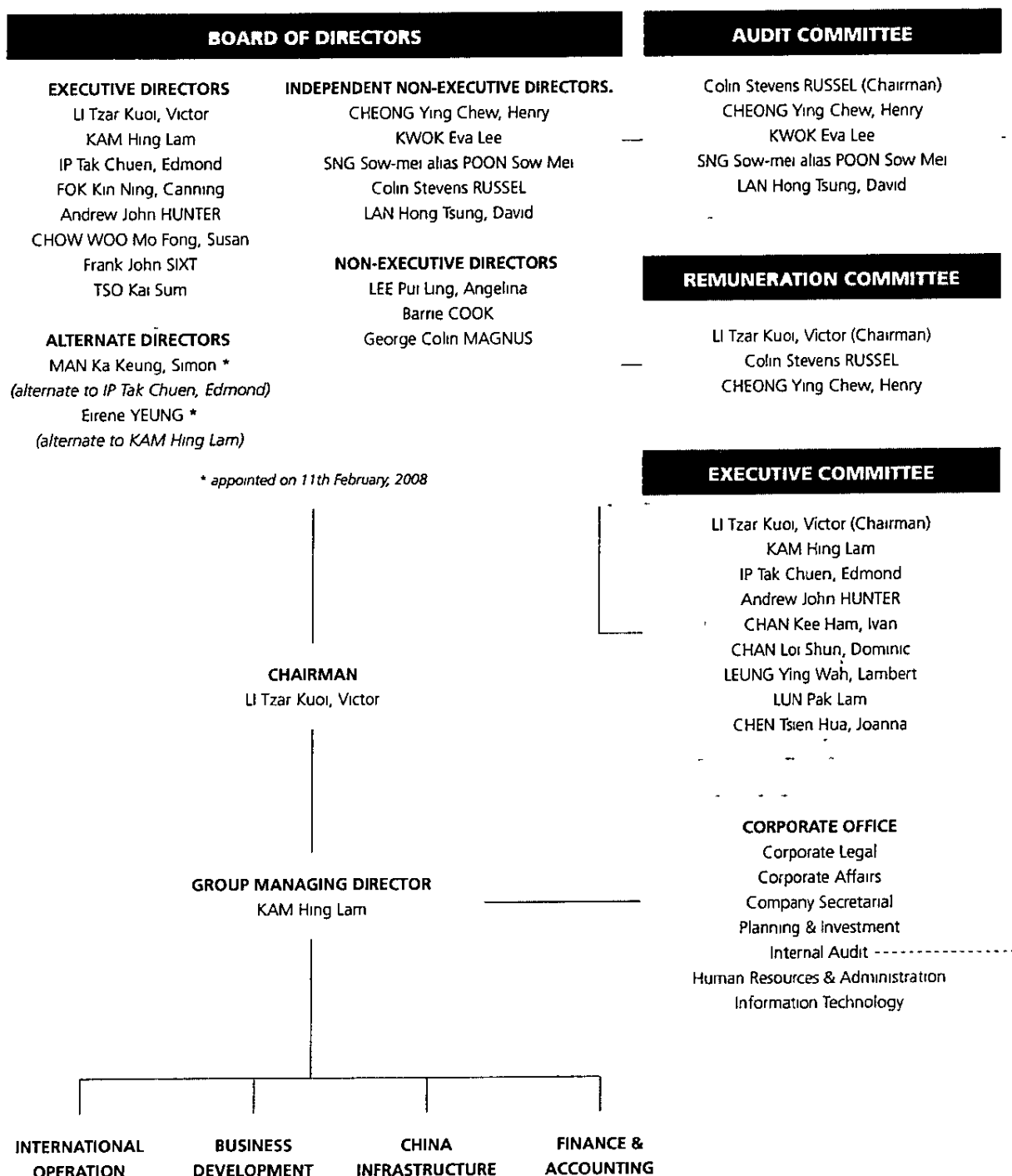
Corporate Governance Principle

The Company should regularly inform shareholders of the procedure for voting by poll and ensure compliance with the requirements about voting by poll contained in the Listing Rules and the constitutional documents of the Company

Please note that there is no recommended best practice under Section E 2 in the Code on CG Practices

CORPORATE GOVERNANCE REPORT

Management Structure Chart



INDEPENDENT AUDITOR'S REPORT



INDEPENDENT AUDITOR'S REPORT

TO THE MEMBERS OF CHEUNG KONG INFRASTRUCTURE HOLDINGS LIMITED

(Incorporated in Bermuda with limited liability)

We have audited the consolidated financial statements of Cheung Kong Infrastructure Holdings Limited (the "Company") and its subsidiaries (collectively referred to as the "Group") set out on pages 117 to 175, which comprise the consolidated balance sheet as at 31st December, 2007, and the consolidated income statement, the consolidated statement of recognised income and expense and the consolidated cash flow statement for the year then ended, and a summary of significant accounting policies and other explanatory notes

Directors' responsibility for the consolidated financial statements

The directors of the Company are responsible for the preparation and the true and fair presentation of these consolidated financial statements in accordance with Hong Kong Financial Reporting Standards issued by the Hong Kong Institute of Certified Public Accountants and the disclosure requirements of the Hong Kong Companies Ordinance. This responsibility includes designing, implementing and maintaining internal controls relevant to the preparation and the true and fair presentation of the consolidated financial statements that are free from material misstatement, whether due to fraud or error, selecting and applying appropriate accounting policies, and making accounting estimates that are reasonable in the circumstances.

Auditor's responsibility

Our responsibility is to express an opinion on these consolidated financial statements based on our audit and to report our opinion solely to you, as a body, in accordance with Section 90 of the Bermuda Companies Act and for no other purpose. We do not assume responsibility towards or accept liability to any other person for the contents of this report. We conducted our audit in accordance with Hong Kong Standards on Auditing issued by the Hong Kong Institute of Certified Public Accountants. Those standards require that we comply with ethical requirements and plan and perform the audit to obtain reasonable assurance as to whether the consolidated financial statements are free from material misstatement.


INDEPENDENT AUDITOR'S REPORT

An audit involves performing procedures to obtain audit evidence about the amounts and disclosures in the consolidated financial statements. The procedures selected depend on the auditor's judgment, including the assessment of the risks of material misstatement of the consolidated financial statements, whether due to fraud or error. In making those risk assessments, the auditor considers internal controls relevant to the entity's preparation and true and fair presentation of the consolidated financial statements in order to design audit procedures that are appropriate in the circumstances, but not for the purpose of expressing an opinion on the effectiveness of its internal controls. An audit also includes evaluating the appropriateness of accounting policies used and the reasonableness of accounting estimates made by the directors of the Company, as well as evaluating the overall presentation of the consolidated financial statements.

We believe that the audit evidence we have obtained is sufficient and appropriate to provide a basis for our audit opinion.

Opinion

In our opinion, the consolidated financial statements gives a true and fair view of the state of affairs of the Group as at 31st December, 2007, and of its profit and cash flows for the year then ended in accordance with Hong Kong Financial Reporting Standards and have been properly prepared in accordance with the disclosure requirements of the Hong Kong Companies Ordinance.



Deloitte Touche Tohmatsu

Certified Public Accountants

Hong Kong

17th March, 2008

CONSOLIDATED INCOME STATEMENT

for the year ended 31st December

| HK\$ million | Notes | 2007 | 2006 |
|--|-------|-----------------|-----------------|
| Group turnover | 6 | 1,865 | 1,822 |
| Share of turnover of jointly controlled entities | 6 | 4,024 | 2,977 |
| | | 5,889 | 4,799 |
| Group turnover | 6 | 1,865 | 1,822 |
| Other income | 7 | 734 | 756 |
| Operating costs | 8 | (1,669) | (1,587) |
| Finance costs | 9 | (560) | (523) |
| Gain on disposal of a jointly controlled entity | 10 | 815 | — |
| Impairment losses | 11 | (654) | (279) |
| Share of results of associates | | 3,554 | 2,751 |
| Share of results of jointly controlled entities | | 700 | 737 |
| Profit before taxation | 12 | 4,785 | 3,677 |
| Taxation | 13 | (6) | (4) |
| Profit for the year | 14 | 4,779 | 3,673 |
| Attributable to: | | | |
| Shareholders of the Company | | 4,772 | 3,670 |
| Minority interests | | 7 | 3 |
| | | 4,779 | 3,673 |
| Earnings per share | 15 | HK\$2.12 | HK\$1.63 |
| Dividends | 16 | | |
| Interim dividend paid | | 609 | 564 |
| Proposed final dividend | | 1,871 | 1,690 |
| | | 2,480 | 2,254 |

CONSOLIDATED BALANCE SHEET

as at 31st December

| HK\$ million | Notes | 2007 | 2006 |
|---|-------|---------------|---------------|
| Property, plant and equipment | 17 | 1,121 | 991 |
| Investment properties | 18 | 160 | 130 |
| Leasehold land | 19 | 292 | 301 |
| Interests in associates | 20 | 30,389 | 29,382 |
| Interests in jointly controlled entities | 21 | 3,176 | 4,238 |
| Interests in infrastructure project investments | 22 | 377 | 490 |
| Investments in securities | 23 | 4,187 | 3,064 |
| Derivative financial instruments | 24 | 55 | 38 |
| Goodwill | 25 | 209 | 205 |
| Deferred tax assets | 31 | 5 | — |
| Other non-current assets | 32(b) | 19 | 13 |
| Total non-current assets | | 39,990 | 38,852 |
| Inventories | 26 | 75 | 99 |
| Interests in infrastructure project investments | 22 | 125 | 127 |
| Derivative financial instruments | 24 | 428 | 369 |
| Debtors and prepayments | 27 | 607 | 455 |
| Bank balances and deposits | 28 | 8,217 | 7,720 |
| Total current assets | | 9,452 | 8,770 |
| Bank and other loans | 29 | 2,972 | 3,813 |
| Derivative financial instruments | 24 | 417 | 485 |
| Creditors and accruals | 30 | 1,292 | 1,245 |
| Taxation | | 121 | 105 |
| Total current liabilities | | 4,802 | 5,648 |
| Net current assets | | 4,650 | 3,122 |
| Total assets less current liabilities | | 44,640 | 41,974 |
| Bank and other loans | 29 | 4,607 | 5,514 |
| Derivative financial instruments | 24 | 187 | 179 |
| Deferred tax liabilities | 31 | 373 | 401 |
| Other non-current liabilities | 32(c) | 16 | 15 |
| Total non-current liabilities | | 5,183 | 6,109 |
| Net assets | | 39,457 | 35,865 |
| Representing | | | |
| Share capital | 33 | 2,254 | 2,254 |
| Reserves | 34 | 37,155 | 33,570 |
| Equity attributable to shareholders of the Company | | 39,409 | 35,824 |
| Minority interests | 34 | 48 | 41 |
| Total equity | | 39,457 | 35,865 |

LI TZAR KUOI, VICTOR

Director

IP TAK CHUEN, EDMOND

Director

17th March, 2008

CONSOLIDATED STATEMENT OF RECOGNISED INCOME AND EXPENSE for the year ended 31st December

| HK\$ million | 2007 | 2006 |
|---|--------------|--------------|
| Surplus on revaluation of properties upon transfer to investment properties | 3 | 44 |
| Gain from fair value changes of available-for-sale financial assets | 65 | 42 |
| Gain / (Loss) from fair value changes of derivatives designated as effective cash flow hedges | 28 | (147) |
| Actuarial gains of defined benefit retirement schemes | 96 | 190 |
| Exchange differences on translation of financial statements of foreign operations | 682 | 828 |
| Share of reserve movement of an associate | (31) | – |
| Cumulative impact from adoption of Amendment to HKAS 19 | – | (141) |
| Net gain recognised directly in equity | 843 | 816 |
| Reserves released upon disposal of investment in security | 3 | – |
| Reserves released upon disposals of interests in an associate | 29 | – |
| Reserve released relating to cash flow hedge | 237 | – |
| Profit for the year | 4,779 | 3,673 |
| Total recognised income and expense for the year | 5,891 | 4,489 |
| Attributable to: | | |
| Shareholders of the Company | 5,884 | 4,486 |
| Minority interests | 7 | 3 |
| | 5,891 | 4,489 |

CONSOLIDATED CASH FLOW STATEMENT

for the year ended 31st December

| HK\$ million | Note | 2007 | 2006 |
|---|------|----------------|----------------|
| OPERATING ACTIVITIES | | | |
| Cash generated from operations | 36 | 1,162 | 1,182 |
| Income taxes paid | | (7) | (17) |
| Net cash from operating activities | | 1,155 | 1,165 |
| INVESTING ACTIVITIES | | | |
| Purchases of property, plant and equipment | | (183) | (45) |
| Disposals of property, plant and equipment | | 6 | 12 |
| Acquisitions of associates | | (8) | (1,227) |
| Return of capital from an associate | | 122 | 33 |
| Disposals of interests in an associate | | 538 | – |
| Disposal of a jointly controlled entity | | 1,160 | – |
| Advances to associates | | (30) | (90) |
| Advances from an associate | | 20 | – |
| Repayments from associates | | 1 | 3 |
| Acquisition of a jointly controlled entity | | – | (69) |
| Repayments from jointly controlled entities | | 825 | 270 |
| Disposal of an infrastructure project investment | | – | 115 |
| Purchases of securities | | (1,159) | (837) |
| Disposals of securities | | 200 | – |
| Repayments from finance lease debtors | | 2 | 4 |
| Loan note repayments of stapled securities | | 75 | 52 |
| Dividends received from associates | | 2,047 | 2,350 |
| Interest received | | 542 | 376 |
| Finance lease income received | | – | 1 |
| Net cash from investing activities | | 4,158 | 948 |
| Net cash before financing activities | | 5,313 | 2,113 |
| FINANCING ACTIVITIES | | | |
| New bank and other loans | | 1,659 | 23 |
| Repayments of bank and other loans | | (3,813) | (13) |
| Finance costs paid | | (363) | (353) |
| Dividends paid | | (2,299) | (2,160) |
| Net cash utilised in financing activities | | (4,816) | (2,503) |
| Net increase / (decrease) in cash and cash equivalents | | 497 | (390) |
| Cash and cash equivalents at 1st January | | 7,720 | 8,110 |
| Cash and cash equivalents at 31st December | | 8,217 | 7,720 |
| Representing | | | |
| Bank balances and deposits at 31st December | | 8,217 | 7,720 |

NOTES TO THE FINANCIAL STATEMENTS

1. General

The Company is a limited liability company incorporated in Bermuda and its shares are listed on The Stock Exchange of Hong Kong Limited ("Hong Kong Stock Exchange"). The addresses of its registered office and principal place of business are disclosed in the section headed "Corporate Information" of the Group's Annual Report. The Directors consider that the Company's ultimate holding company is Hutchison Whampoa Limited, a company incorporated in Hong Kong with limited liability, the shares of which are listed on Hong Kong Stock Exchange.

The financial statements are presented in Hong Kong dollars, which is the same as the functional currency of the Company.

The Group's principal activities are the development, investment and operation of infrastructure businesses in Hong Kong, Mainland China, Australia, the United Kingdom, and Canada.

2. Changes in Accounting Policies

In the current year, the Group has adopted a number of new and revised Hong Kong Financial Reporting Standards ("HKFRSs"), Hong Kong Accounting Standards ("HKASs") and Interpretations ("HK(IFRIC)-Int") (hereinafter collectively referred to as "new HKFRSs") issued by the Hong Kong Institute of Certified Public Accountants ("HKICPA") that are effective to the Group for accounting periods beginning on or after 1st January, 2007. Except for the changes in disclosures as set out below, the adoption of those new HKFRSs has no material impact on the Group's results and financial position for the current or prior years, and does not result in any significant changes in the accounting policies of the Group.

On 1st January, 2007, the Group adopted HKFRS 7 "Financial Instruments: Disclosures" and HKAS 1 (Amendment) "Capital Disclosures", and has included various revised and new disclosures in its notes to the financial statements, which relate to the Group's financial instruments and capital management.

The Group has not early adopted the following new HKFRSs issued by HKICPA that are effective to the Group for accounting periods beginning on or after 1st January, 2008. The Directors anticipate that the adoption of these HKFRSs will have no material impact on the results and financial position of the Group.

| | |
|---------------------|---|
| HKAS 1 (Revised) | Presentation of Financial Statements |
| HKAS 23 (Revised) | Borrowing Costs |
| HKFRS 8 | Operating Segments |
| HK (IFRIC) – Int 11 | HKFRS 2 Group and Treasury Share Transactions |
| HK (IFRIC) – Int 12 | Service Concession Arrangements |
| HK (IFRIC) – Int 13 | Customer Loyalty Programmes |
| HK (IFRIC) – Int 14 | HKAS 19 – The Limit on a Defined Benefit Asset, Minimum Funding Requirements and their Interaction |

NOTES TO THE FINANCIAL STATEMENTS

3. Principal Accounting Policies

The consolidated financial statements have been prepared in accordance with the Hong Kong Financial Reporting Standards issued by HKICPA. In addition, the consolidated financial statements include applicable disclosures required by the Rules Governing the Listing of Securities on Hong Kong Stock Exchange and by the Hong Kong Companies Ordinance.

The consolidated financial statements have been prepared on the historical cost basis except for certain properties and financial instruments, which are measured at fair values, as explained in the principal accounting policies set out below.

(a) Basis of Consolidation

The consolidated financial statements include the financial statements of the Company and its subsidiaries made up to the year together with the Group's interests in associates and jointly controlled entities on the basis set out in (d) below.

The results of subsidiaries, associates and jointly controlled entities acquired or disposed of during the year are included in the consolidated income statement from the effective dates of acquisitions or up to the effective dates of disposals, as appropriate.

(b) Goodwill

Goodwill represents the excess of costs of acquisition over the net fair value of the Group's share of the identifiable assets, liabilities and contingent liabilities of the subsidiaries, associates and jointly controlled entities acquired. Goodwill is recognised as an asset less any identified impairment loss.

The Group has applied the relevant transitional provisions in HKFRS 3 "Business Combination". Goodwill recognised in reserves prior to 1st January, 2001 continues to be held in the reserves and are transferred to retained profits when the business to which the goodwill relates is disposed of or becomes impaired.

For the purpose of impairment testing, goodwill is allocated to each of the Group's cash-generating units expected to benefit from the synergies of the business acquisition. Cash-generating units to which goodwill has been allocated are tested for impairment annually, or more frequently when there is an indication that the unit may be impaired. If the recoverable amount of the cash-generating unit is less than the carrying amount of the unit, the impairment loss is allocated first to reduce the carrying amount of any goodwill allocated to the unit and then to the other assets of the unit pro-rata on the basis of the carrying amount of each asset in the unit. An impairment loss recognised for goodwill is not reversed in subsequent periods.

On disposal of a subsidiary, associate or jointly controlled entity, the attributable amount of goodwill is included in the determination of the gain or loss on disposal.

3. Principal Accounting Policies (Cont'd)

(c) Subsidiaries

A subsidiary is an entity that is controlled by the Company. Control is achieved where the Company has the power to govern the financial and operating policies of such entity so as to obtain benefits from its activities.

The acquisition of subsidiaries is accounted for using the purchase method. The cost of the acquisition is measured at the aggregate of the fair values, at the date of exchange, of assets given, liabilities incurred or assumed, and equity instruments issued by the Group in exchange for control of the acquiree, plus any costs directly attributable to the business combination. The acquiree's identifiable assets, liabilities and contingent liabilities, where appropriate, are recognised at their fair values at the acquisition date.

(d) Associates and Jointly Controlled Entities

An associate is a company, other than a subsidiary or jointly controlled entity, in which the Group has a long-term equity interest and over which the Group is in a position to exercise significant influence over its management, including participation in the financial and operating policy decisions.

A joint venture is a contractual arrangement whereby the venturers undertake an economic activity which is subject to joint control and over which none of the participating parties has unilateral control. A jointly controlled entity is the joint venture which involves the establishment of a separate entity.

The results and assets and liabilities of associates/jointly controlled entities are incorporated in the Group's financial statements using the equity method of accounting. Under the equity method, investments in associates/jointly controlled entities are carried in the consolidated balance sheet at cost as adjusted for post-acquisition changes in the Group's share of the net assets of the associates/jointly controlled entities, less impairment in the values of individual investments.

Losses of an associate/jointly controlled entity in excess of the Group's interest in that associate/jointly controlled entity (which includes any long-term interests that, in substance, form part of the Group's investment in the associate/jointly controlled entity) are not recognised.

(e) Property, Plant and Equipment

Property, plant and equipment are stated at cost less accumulated depreciation and any impairment losses. The cost of an asset comprises its purchase price and any directly attributable costs of bringing the asset to its working condition and location for its intended use.

Depreciation of property, plant and equipment is calculated to write off their depreciable amounts over their estimated useful lives using the straight-line method, at the following rates per annum:

| | |
|---|---|
| Buildings | 1 1/4% to 3 1/3% or over the unexpired lease terms of the land, whichever is the higher |
| Mains, pipes, other plant and machinery | 3 1/3% to 33 1/3% |
| Others | 5% to 33 1/3% |

NOTES TO THE FINANCIAL STATEMENTS

3. Principal Accounting Policies (Cont'd)

(e) Property, Plant and Equipment (Cont'd)

When an asset is disposed of or retired, any gain or loss, representing the difference between the carrying value and the sales proceeds, if any, is included in the consolidated income statement

(f) Investment Property

Investment property, which is property held to earn rentals and/or for capital appreciation, is stated at its fair value at the balance sheet date. Gains or losses arising from changes in the fair values of investment properties are recognised in the consolidated income statement for the period in which they arise

(g) Leasehold Land

Leasehold land is classified as prepaid operating leases and are amortised over the unexpired lease terms using the straight-line method

(h) Inventories

Inventories are stated at the lower of cost, computed on a weighted-average or a first-in first-out basis as appropriate, and net realisable value. Cost includes cost of purchase and where applicable, cost of conversion and other costs that have been incurred in bringing the inventories to their present location and condition. Net realisable value is determined on the basis of anticipated sales proceeds less estimated costs to completion and selling expenses

(i) Contract Work

When the outcome of a contract can be estimated reliably, revenue and costs associated with the contract are recognised as revenue and expenses respectively by reference to the stage of completion of the contract activity at the balance sheet date, that is the proportion that contract costs incurred for work performed to date bears to the estimated total contract costs

When the outcome of a contract cannot be estimated reliably, revenue is recognised only to the extent of contract costs incurred that will probably be recoverable

When it is probable that total contract costs will exceed total revenue, the expected loss is recognised as an expense immediately

(j) Financial Instruments

Interests in infrastructure project investments

Investments in joint ventures are classified as infrastructure project investments, where the Group's return is predetermined in accordance with the provisions of the relevant agreements and the venturers' share of net assets are not in proportion to their capital contribution ratios but are as defined in the contracts and in respect of which the Group is not entitled to share the assets at the end of the investment periods

3. Principal Accounting Policies (Cont'd)

(j) Financial Instruments (Cont'd)

Interests in infrastructure project investments (Cont'd)

The Group's interests in the infrastructure project investments, classified as loans and receivable in accordance with HKAS 39, are stated at amortised cost using effective interest method. The carrying amount of such interests is reduced to recognise any identified impairment losses of individual investments.

Investments in securities

The Group's investments in securities are classified as either available-for-sale financial assets, which are measured at fair value or at cost when the fair value cannot be measured reliably or financial assets at fair value through profit or loss which are measured at fair value.

The Group designates the securities intended to be held for long term strategic purposes as available-for-sale financial assets. Gains and losses arising from changes in fair values of these assets are dealt with as movements in investment revaluation reserve, until the assets are disposed of or are determined to be impaired, at which time the cumulative gains or losses previously recognised in the reserve is included in the consolidated income statement for the period. Impairment losses recognised in the consolidated income statement for equity securities classified as available-for-sale financial assets are not subsequently reversed in the consolidated income statement.

Securities which are managed and their performances are evaluated based on a fair value basis are designated as financial assets at fair value through profit or loss. The management considers that such designation is appropriate given that the basis of internal risk assessments and performance evaluations on these assets is different from other investments and assets of the Group. Gains and losses arising from changes in fair values of these assets are dealt with in the consolidated income statement. The net gain or loss recognised in the consolidated income statement include dividend or interest accrued on the financial assets.

Derivative financial instruments and hedge accounting

Derivative financial instruments are initially measured at fair values on the dates at which the contracts are entered into, and are remeasured to their fair values at subsequent reporting dates.

Changes in the fair values of derivative financial instruments that are designated as effective in hedging future cash flows are recognised directly in hedging reserve. Amount deferred in the equity are recycled in profit or loss in the periods when the hedged item is recognised in profit or loss. Any ineffective portion is recognised immediately in the consolidated income statement.

Changes in the fair values of derivative financial instruments that do not qualify for hedge accounting are recognised in the consolidated income statement.

NOTES TO THE FINANCIAL STATEMENTS

3 Principal Accounting Policies (Cont'd)

(j) Financial Instruments (Cont'd)

Derivative financial instruments and hedge accounting (Cont'd)

Hedge accounting is discontinued when the hedging instrument expires or is sold, terminated, or exercised, or the hedge no longer qualifies for hedge accounting. Any cumulative gain or loss deferred in equity at that time remains in equity and is recognised when the hedged risk associated with the hedged item is ultimately recognised in profit or loss. The cumulative gain or loss that was deferred in equity is recognised immediately in profit or loss when a forecast transaction is no longer expected to occur in relation to hedging of a forecast transaction.

Debtors

Debtors are classified as loan and receivables in accordance with HKAS 39, and are initially measured at fair value and subsequently measured at amortised cost using the effective interest method. Appropriate allowances for estimated irrecoverable amounts are recognised in the consolidated income statement when there is objective evidence that the assets are impaired.

Cash and cash equivalents

Cash and cash equivalents are classified as loan and receivables in accordance with HKAS 39, and comprise cash on hand and demand deposits, and other short-term highly liquid investments that are readily convertible to a known amount of cash and are subject to an insignificant risk of changes in value.

Bank and other loans

Interest-bearing bank and other loans are initially measured at fair values, and are subsequently measured at amortised cost, using the effective interest method.

Creditors

Creditors are initially measured at fair value and subsequently measured at amortised cost, using the effective interest method.

Equity instruments

Equity instruments issued by the Company are recorded at the proceeds received, net of direct issue costs.

Financial guarantee contracts

A financial guarantee contract is a contract that requires the issuer to make specified payments to reimburse the holder for a loss it incurs because a specified debtor fails to make payment when due in accordance with the original or modified terms of a debt instrument. A financial guarantee contract issued by the Group, which is not designated as a fair value through profit or loss, is recognised initially at its fair value less transaction costs directly attributable to the issue of the financial guarantee contract.

3. Principal Accounting Policies (Cont'd)

(j) Financial Instruments (Cont'd)

Fair value

Fair value of financial assets and financial liabilities with standard terms and conditions and traded on active liquid markets are determined with reference to quoted market prices. Fair value of derivative financial instruments and certain available-for-sale financial assets not traded on active liquid markets are determined with reference to fair value estimated by independent professionals.

(k) Revenue Recognition

Sales of goods

Revenue from sales of goods are recognised at the time when the goods are delivered or title to the goods passes to the customers. Revenue is measured at the fair value of the consideration received or receivable and is arrived at after deduction of any sales returns and discounts and taxes.

Return from infrastructure project investments

Return from infrastructure project investments is accrued on a time basis, by reference to the carrying amount and at the effective interest rate applicable, which is the rate that exactly discounts estimated future cash receipts through the expected life of the infrastructure project to that project's net carrying amount at initial recognition.

Interest income

Interest income from a financial asset excluding financial assets at fair value through profit or loss is accrued on a time basis, by reference to the principal outstanding and at the effective interest rate applicable, which is the rate that exactly discounts estimated future cash receipts through the expected life of the financial asset to that asset's net carrying amount.

Income from investments in securities

Dividend and interest income from investments in securities are recognised when the Group's right to receive payment is established.

Contract revenue

Income from contracts is recognised according to the stage of completion.

(l) Foreign Currencies

The individual financial statements of each group entity is prepared and presented in the currency of the primary economic environment in which the entity operates ("functional currency"). For the purpose of the consolidated financial statements, the result and financial position of each entity are presented in Hong Kong Dollars, which is the functional currency of the Company and the presentation currency for the consolidated financial statements.

NOTES TO THE FINANCIAL STATEMENTS

3. Principal Accounting Policies (Cont'd)

(l) Foreign Currencies (Cont'd)

In preparing the financial statements of the individual entities, transactions in currencies other than the entity's functional currency ("foreign currencies") are recorded at the rates of exchange prevailing on the dates of the transactions. At each balance sheet date, monetary items denominated in foreign currencies are retranslated at the rates prevailing on the balance sheet date. Non-monetary items carried at fair value that are denominated in foreign currencies are retranslated at the rates prevailing on the date when the fair value was determined. Non-monetary items that are measured in terms of historical cost in a foreign currency are not retranslated.

Exchange differences arising on the settlement of monetary items, and on the retranslation of monetary items, are included in the income statement for the year. Exchange differences arising on the retranslation of non-monetary items carried at fair values are included in the income statement for the year except for differences arising on the retranslation of non-monetary items in respect of which gains and losses are recognised directly in equity. For such non-monetary items, any exchange component of that gain or loss is also recognised directly in equity.

For the purpose of presenting consolidated financial statements, the assets and liabilities of the Group's foreign operations are translated into Hong Kong Dollars using exchange rates prevailing on the balance sheet date. Income and expense items are translated at the average exchange rates for the year, unless exchange rates fluctuated significantly during that year, in which case the exchange rates at the dates of the transactions are used. Exchange differences arising, if any, are classified as equity and transferred to the Group's exchange translation reserve. Such translation differences are recognised in the consolidated income statement in the year in which the foreign operation is disposed of.

Goodwill and fair value adjustments arising on the acquisition of a foreign operation are treated as assets and liabilities of the foreign operation and translated at the rate of exchange prevailing at the balance sheet date. Exchange difference arising are recognised in the exchange translation reserve.

(m) Taxation

Hong Kong Profits Tax is provided for at the prevailing rate on the estimated assessable profits less available tax relief for losses brought forward of each individual company comprising the Group. Overseas tax is provided for at the applicable local rates on the estimated assessable profits of the individual company concerned.

Deferred tax is provided using balance sheet liability method, on all temporary differences arising between the carrying amounts of assets and liabilities in the financial statements and the corresponding tax bases used in the computation of taxable profit of the corresponding year. Deferred tax liabilities are generally recognised for all taxable temporary differences, and deferred tax assets are recognised to the extent that it is probable that taxable profits will be available against which deductible temporary differences can be utilised. Such assets and liabilities are not recognised if the temporary difference arises from goodwill or from the initial recognition (other than in a business combination) of other assets and liabilities in a transaction that affects neither the taxable profit nor the accounting profit.

3. Principal Accounting Policies (Cont'd)

(m) Taxation (Cont'd)

Deferred tax liabilities are recognised for taxable temporary differences arising on investments in subsidiaries, associates and joint ventures, except where the Group is able to control the reversal of the temporary difference and it is probable that the temporary difference will not reverse in the foreseeable future

The carrying amount of deferred tax assets is reviewed at each balance sheet date and reduced to the extent that it is no longer probable that sufficient taxable profits will be available to allow all or part of the assets to be recovered

Deferred tax is calculated at the tax rates that are expected to apply in the year when the liability is settled or the asset is realised. Deferred tax is charged or credited in the income statement, except when it relates to items charged or credited directly to equity, in which case the deferred tax is also dealt with in equity

(n) Operating Leases

Leases where substantially all the risks and rewards of ownership of assets remain with the lessors are accounted for as operating leases. Rentals payable under operating leases are recorded in the consolidated income statement on a straight-line basis over the respective lease terms

(o) Finance Leases

Leases that transfer substantially all the risks and rewards of ownership of the leased assets to the lessees are accounted for as finance leases

The amounts due from the lessees under finance lease contracts are recorded as finance lease debtors. The finance lease debtors comprise the gross investment in leases less unearned finance lease income allocated to future accounting periods. The unearned finance lease income is allocated to future accounting periods so as to reflect constant periodic rates of return on the Group's net investments outstanding in respect of the leases

Assets held under finance leases are recognised as assets at their fair values or, if lower, at the present value of the minimum lease payment at the dates of inception. The corresponding liabilities to the lessor are shown within bank and other loans in the balance sheet as obligations under finance leases. Finance costs are charged to the consolidated income statement over the terms of the relevant leases so as to produce a constant periodic rate of charge on the remaining balance of the obligations for each accounting period

NOTES TO THE FINANCIAL STATEMENTS

3. Principal Accounting Policies (Cont'd)

(p) Employee Retirement Benefits

The Group operates defined contribution and defined benefit retirement plans for its employees

The costs of defined contribution plans are charged to the consolidated income statement as and when employees have rendered service entitling them to the contributions

The cost of providing retirement benefits under the Group's defined benefit retirement plans is determined using the projected unit credit method, with actuarial valuations being carried out annually. Actuarial gains and losses of defined benefit retirement plans are recognised immediately in full in the period in which they occur, outside profit or loss, in equity. Past service cost is recognised immediately to the extent that the benefits are already vested, and otherwise is amortised on a straight-line basis over the average period until the amended benefits become vested. The amount recognised in the consolidated balance sheet represents the present value of the defined benefit obligation as adjusted for unrecognised past service cost and as reduced by the fair value of plan assets. Any assets resulting from this calculation is limited to past service cost plus the present value of available refunds and reductions in future contributions to the plans.

(q) Borrowing Costs

Borrowing costs are expensed in the income statement in the year in which they are incurred, except to the extent that they are capitalised as being directly attributable to the financing of certain infrastructure projects considered as qualified assets up to the commencement of revenue contribution or upon commencement of operation of the projects, whichever is the earlier.

4. Key Sources of Estimation Uncertainty

The key assumption concerning the future, and other key sources of estimation uncertainty at 31st December, 2007, that have a significant risk of causing a material adjustment to the carrying amounts of assets and liabilities within the next financial year, are discussed below.

(a) Impairment of Property, Plant and Equipment

Property, plant and equipment are tested for impairment if there is any indication that the carrying value of these assets may not be recoverable and the assets are subject to an impairment loss. The recoverable amount is the higher of an asset's fair value less costs to sell and value in use. The value in use calculation requires the Group to estimate the future cash flows expected to arise from the relevant cash-generating unit and a suitable discount rate is used in order to calculate the present value. The carrying value of property, plant and equipment as at 31st December, 2007 is HK\$1,121 million.

(b) Impairment of Interests in Infrastructure Project Investments

Determining whether interests in infrastructure project investments are impaired requires an estimation of the recoverable amounts of infrastructure project investments, which represent the present values of estimated future cash flows from those investments, discounted at the original effective interest rates. The carrying amount of interests in infrastructure project investments as at 31st December, 2007 is HK\$502 million.

5. Financial Risk Management Objectives and Policies

The Group's major financial instruments include interests in infrastructure project investments, investments in securities, derivative financial instruments, bank balances and deposits, bank and other loans, and debtors and creditors. Details of these financial instruments are disclosed in the respective notes. The risks associated with these financial instruments and the policies on how to mitigate these risks are set out below. The management manages and monitors these exposures to ensure appropriate measures are implemented on a timely and effective manner.

(a) Currency Risk

The Group is exposed to currency risk primarily arising from foreign investments and borrowings denominated in currencies other than the functional currency of individual subsidiaries, which accounted for 27 per cent of the Group's borrowings (2006: 21 per cent). The Group generally hedges those investments with the appropriate level of borrowings denominated in the local currencies of relevant countries. The Group also entered into currency swaps to hedge most foreign investments financed by internal resources. Given this, the management considers that the net exposure to currency risk is kept to an appropriate level. Details of the currency swaps entered into by the Group at the balance sheet date are set out in note 24.

The Group is also exposed to currency risk arising from bank deposits denominated in foreign currencies, which accounted for 85 per cent of the Group's cash and cash equivalents at the balance sheet date (2006: 76 per cent). Those bank deposits are mainly denominated in United States dollars, Australian dollars and Pounds Sterling. The management maintains the portfolio of bank deposits denominated in different currencies and the exposure to currency risk is kept to an appropriate level.

Sensitivity analysis

The following table indicates the approximate change in the Group's profit for the year and other components of consolidated equity in response to a 10 per cent strengthening in foreign currencies (except for United States dollars) against Hong Kong dollars to which the Group has significant exposure related to monetary items and derivative financial instruments in existence at the balance sheet date.

| HK\$ million | 2007 | | 2006 | |
|--------------------|---|--|---|--|
| | Effect on profit for the year increase/(decrease) | Effect on other components of equity increase/(decrease) | Effect on profit for the year increase/(decrease) | Effect on other components of equity increase/(decrease) |
| Australian Dollars | 210 | 252 | 208 | 137 |
| Pounds Sterling | (6) | (290) | (41) | (315) |
| Japanese Yen | (209) | – | (200) | – |

NOTES TO THE FINANCIAL STATEMENTS

5. Financial Risk Management Objectives and Policies (Cont'd)

(a) Currency Risk (Cont'd)

Sensitivity analysis (Cont'd)

A 10 per cent weakening in the above foreign currencies against Hong Kong dollars would have had an equal but opposite effect on the Group's profit for the year and other components of consolidated equity

The sensitivity analysis has been determined assuming that the change in foreign exchange rates had occurred at the balance sheet date and had been applied to each of the Group's entities exposure to currency risk for both monetary items and derivative financial instruments in existence at that date, and that all other variables, in particular interest rates, remain constant

The stated changes represent management's assessment of reasonably possible changes in foreign exchange rates over the period until the next annual balance sheet date. In this respect, the management does not expect any significant movements in the pegged rate of 7.8 between the United States dollars and Hong Kong dollars. It is also assumed that such pegged rate would be materially unaffected by any changes in movement in value of the United States dollars against other currencies. The analysis is performed on the same basis for 2006.

(b) Interest Rate Risk

The Group's interest rate risk relates primarily to floating rate borrowings and deposits. In relation to these floating rate borrowings, the management aims at keeping borrowings at fixed rates at appropriate level by entering into interest rate swaps. In order to achieve this result, the Group entered into interest rate swaps to hedge against certain exposures to changes in interest rates of the borrowings. The management adopts a policy of ensuring that all the material net borrowings of the Group are effectively on a fixed rate basis, either through the contractual terms of the loan facilities agreements or through the use of interest rate swaps. For this purpose the "net borrowings" represent interest-bearing borrowings less cash deposits (if any) financed by the aforesaid borrowings.

Details of the Group's interest rate swaps and borrowings entered into by the Group at the balance sheet date are set out in notes 24 and 29, respectively.

Sensitivity analysis

At 31st December, 2007, it is estimated that a general increase of 100 basis points in interest rates, with all other variables held constant, would increase the Group's profit for the year by approximately HK\$66 million (2006: HK\$39 million). Other components of consolidated equity would increase by approximately HK\$30 million (2006: HK\$38 million) in response to the general increase in interest rates. A decrease of 100 basis points in interest rate would have had an equal but opposite effect on the Group's profit for the year and other components of consolidated equity.

5. Financial Risk Management Objectives and Policies (Cont'd)

(b) Interest Rate Risk (Cont'd)

Sensitivity analysis (Cont'd)

The sensitivity analysis above has been determined assuming that the change in interest rates had occurred at the balance sheet date and had been applied to the exposure to interest rate risk for both derivative and non-derivative financial instruments in existence at that date. The 100 basis point increase represents management's assessment of a reasonably possible change in interest rates over the period until the next annual balance sheet date. The analysis is performed on the same basis for 2006.

(c) Credit Risk

The Group's credit risk is primarily attributable to interests in infrastructure project investments, debt securities investments, derivative financial instruments entered into for hedging purposes, bank balances and deposits, and trade debtors.

In respect of interests in infrastructure project investments and trade debtors, local management teams of subsidiaries are responsible for monitoring the procedures to ensure that follow-up actions are taken to recover overdue debts of the subsidiaries. In addition, the teams review the recoverable amount of each individual debt at each balance sheet date to ensure that adequate impairment losses are made for irrecoverable amounts. Normally, the Group does not obtain collateral covering the outstanding balances.

Debt securities investments are normally in liquid securities quoted on a recognised stock exchange or financial institutions with high credit standing, except where entered into for long term strategic purposes. Transactions involving derivative financial instruments and liquid funds are also with banks or financial institutions of high credit standing.

The Group's maximum exposure to credit risk in the event of the counterparties' failure to perform their obligations at the balance sheet date in relation to each class of recognised financial assets is the carrying amount of those assets as stated in the consolidated balance sheet. Except for the guarantees given by the Group as set out in note 39, the Group does not provide any other guarantees which would expose the Group to credit risk. The maximum exposure to credit risk in respect of these guarantees at the balance sheet date is disclosed in note 39.

Further quantitative disclosures in respect of the Group's exposure to credit risk arising from trade debtors are set out in note 27.

The Group has no significant concentration of credit risk, with exposure spread over a number of counterparties and customers.

NOTES TO THE FINANCIAL STATEMENTS

5. Financial Risk Management Objectives and Policies (Cont'd)

(d) Liquidity Risk

The Group's treasury activities are centralised to achieve better risk control and minimise the cost of funds. Cash is generally placed in short-term deposits mostly denominated in United States dollars, Hong Kong dollars, Australian dollars or Pounds Sterling. The management aims to maintain a balance between continuity of adequate funding and the flexibility through the use of bank and other borrowings. The Group's liquidity and financing requirements are reviewed regularly to mitigate the effects of fluctuations in cash flows. The management will consider new financing while maintaining appropriate gearing for new investments and refinancing of existing debts.

The following table details the remaining contractual maturities at the balance sheet date of the Group's non-derivative financial liabilities and derivative financial liabilities, which are based on contractual undiscounted cash flows (including interest payments computed using contractual rates or, if floating, based on rates current at the balance sheet date) and the earliest date the Group can be required to pay

| HK\$ million | 2007 | | | | | | 2006 | | | | | |
|--|-----------------|--|----------------------------|--|-------------------------------|-------------------|-----------------|--|----------------------------|--|---|-------------------|
| | Carrying amount | Total contractual undiscounted cash flow | Within 1 year or on demand | More than 1 year but less than 2 years | 2 years but less than 5 years | More than 5 years | Carrying amount | Total contractual undiscounted cash flow | Within 1 year or on demand | More than 1 year but less than 2 years | More than 2 years but less than 5 years | More than 5 years |
| Unsecured bank loans | 5,416 | 5,900 | 3,294 | 2,146 | 457 | 3 | 7,329 | 8,050 | 4,158 | 1,518 | 2,371 | 3 |
| Secured bank loan | 44 | 100 | 5 | 5 | 10 | 80 | - | - | - | - | - | - |
| Obligations under finance leases | 49 | 60 | 10 | 10 | 27 | 13 | 27 | 32 | 16 | 4 | 12 | - |
| Unsecured notes | 2,070 | 3,880 | 72 | 72 | 217 | 3,519 | 1,971 | 3,765 | 69 | 69 | 207 | 3,420 |
| Trade creditors | 131 | 131 | 131 | - | - | - | 150 | 150 | 150 | - | - | - |
| Amount due to an unlisted associate | 175 | 176 | 176 | - | - | - | 147 | 154 | 6 | 148 | - | - |
| Other payables and accruals | 359 | 359 | 359 | - | - | - | 422 | 422 | 422 | - | - | - |
| | 8,244 | 10,606 | 4,047 | 2,233 | 711 | 3,615 | 10,046 | 12,573 | 4,821 | 1,739 | 2,590 | 3,423 |
| Derivatives settled gross: | | | | | | | | | | | | |
| Forward foreign exchange contracts held as cash flow hedging instruments (note 24) | | | | | | | | | | | | |
| - outflow | 5,706 | 5,932 | 1,586 | 1,046 | 3,300 | - | 3,709 | 3,776 | 503 | 12 | 3,261 | - |
| - inflow | (5,530) | (5,664) | (1,584) | (1,035) | (3,045) | - | (3,414) | (3,424) | (379) | - | (3,045) | - |
| | 176 | 268 | 2 | 11 | 255 | - | 295 | 352 | 124 | 12 | 216 | - |

(e) Equity Price Risk

The Group is exposed to equity price risk through its investments in securities as set out in note 23. The management manages this exposure by maintaining a portfolio of investments with different risks. For strategic purposes, the Group holds primarily equity or debt instruments operating in energy or transportation sectors.

5. Financial Risk Management Objectives and Policies (Cont'd)

(e) Equity Price Risk (Cont'd)

Sensitivity analysis

At 31st December, 2007, it is estimated that a 5 per cent decrease in the prices of the respective instruments, with all other variables held constant, would decrease the Group's profit for the year by approximately HK\$52 million (2006 HK\$53 million). Other components of consolidated equity would decrease by approximately HK\$96 million (2006 HK\$86 million) in response to the decrease in the prices. A 5 per cent increase in prices would have had an equal but opposite effect on the Group's profit for the year and other components of consolidated equity.

The sensitivity analysis above has been determined assuming that the change in prices had occurred at the balance sheet date and had been applied to the exposure to price risk for the Group's investments in securities in existence at that date (as set out in note 23). The 5 per cent decrease in prices represents management's assessment of a reasonably possible change in the prices of those instruments over the period until the next annual balance sheet date. The analysis is performed on the same basis for 2006.

(f) Fair Value

Except for certain investments in securities which are stated at cost and long term bank loans, the carrying values of all financial assets and financial liabilities approximate to their fair values.

6. Group Turnover and Share of Turnover of Jointly Controlled Entities

Group turnover represents net sales of infrastructure materials, income from the supply of water, return from infrastructure project investments, interest income from loans granted to associates, and distribution from investments in securities classified as infrastructure investments.

In addition, the Group presents its proportionate share of turnover of jointly controlled entities. Turnover of associates is not included.

The Group turnover and share of turnover of jointly controlled entities for the current year is analysed as follows:

| HK\$ million | 2007 | 2006 |
|---|--------------|--------------|
| Sales of infrastructure materials | 896 | 1,015 |
| Income from the supply of water | 292 | 250 |
| Return from infrastructure project investments | 139 | 99 |
| Interest income from loans granted to associates | 432 | 392 |
| Distribution from investments in listed securities | 106 | 66 |
| Group turnover | 1,865 | 1,822 |
| Share of turnover of jointly controlled entities | 4,024 | 2,977 |
| | 5,889 | 4,799 |

NOTES TO THE FINANCIAL STATEMENTS

7. Other Income

Other income includes the following

| HK\$ million | 2007 | 2006 |
|---|-------|------|
| Interest income from banks | 538 | 384 |
| Gain on disposals of interests in an associate | 79 | – |
| Change in fair values of investment properties | 25 | 3 |
| Change in fair values of investments in securities | (35) | (24) |
| Change in fair values of derivative financial instruments | (247) | (49) |
| Gain on disposals of listed securities | 80 | – |
| Gain on disposals of infrastructure project investment | – | 115 |
| Finance lease income | – | 1 |

8. Operating Costs

| HK\$ million | 2007 | 2006 |
|---|--------------|--------------|
| Staff costs including directors' emoluments | 315 | 290 |
| Depreciation of property, plant and equipment | 51 | 52 |
| Amortisation of prepayment for leasehold land | 9 | 10 |
| Raw materials and consumables used | 416 | 438 |
| Changes in inventories of finished goods and work-in-progress | 24 | (12) |
| Other operating expenses | 854 | 809 |
| Total | 1,669 | 1,587 |

9. Finance Costs

| HK\$ million | 2007 | 2006 |
|---|------------|------------|
| Interest and other finance costs on | | |
| Bank borrowings wholly repayable within 5 years | 488 | 454 |
| Notes repayable after 5 years | 72 | 69 |
| Total | 560 | 523 |

10. Gain on Disposal of a Jointly Controlled Entity

| HK\$ million | 2007 | 2006 |
|--|------|------|
| Disposal of 44 4% interests in Guangzhou E-S-W Ring Road Company Limited | 815 | – |

In August 2007, the Group disposed of its entire equity and loan interests in Guangzhou E-S-W Ring Road Company Limited, a jointly controlled entity of the Group, at a consideration of HK\$1,160 million

11. Impairment Losses

During the current year, the Group recognised impairment losses of the following assets

| HK\$ million | 2007 | 2006 |
|--|------------|------------|
| Interests in associates (note 20) | – | 279 |
| Interests in a jointly controlled entity (note 21) | 31 | – |
| Investments in securities (note 23) | 623 | – |
| Total | 654 | 279 |

12. Profit Before Taxation

| HK\$ million | 2007 | 2006 |
|---|------|-------|
| Profit before taxation is arrived at after (crediting)/charging. | | |
| Contract revenue | (94) | (290) |
| Loss on disposals of property, plant and equipment | 10 | 2 |
| Net exchange gain | (88) | (171) |
| Operating lease rental for land and buildings | 8 | 12 |
| Directors' emoluments (note 37) | 41 | 35 |
| Auditors' remuneration | 6 | 5 |
| Share of tax of associates | 719 | 707 |
| Share of tax of jointly controlled entities | 181 | 163 |

NOTES TO THE FINANCIAL STATEMENTS

13. Taxation

Hong Kong Profits Tax is provided for at the rate of 17.5 per cent (2006: 17.5 per cent) on the estimated assessable profits less available tax losses. Overseas tax is provided for at the applicable tax rate on the estimated assessable profits less available tax losses.

| HK\$ million | 2007 | 2006 |
|-----------------------------|----------|----------|
| Current taxation | | |
| – Hong Kong Profits Tax | 3 | 6 |
| – Overseas tax | 22 | 9 |
| Deferred taxation (note 31) | (19) | (11) |
| Total | 6 | 4 |

Reconciliation between tax charge and accounting profit at Hong Kong Profits Tax rate

| HK\$ million | 2007 | 2006 |
|---|----------|----------|
| Profit before taxation | 4,785 | 3,677 |
| Less: share of results of associates | (3,554) | (2,751) |
| share of results of jointly controlled entities | (700) | (737) |
| | 531 | 189 |
| Tax at 17.5% (2006: 17.5%) | 93 | 33 |
| Tax impact on: | | |
| Different domestic rates of subsidiaries operating in other tax jurisdictions | (211) | (188) |
| Income not subject to tax | (199) | (42) |
| Expenses not deductible for tax purpose | 304 | 199 |
| Tax losses and other temporary differences not recognised | 30 | 29 |
| Others | (11) | (27) |
| Tax charge | 6 | 4 |

14. Profit for the Year and Segment Information

In accordance with the Group's internal financial reporting, the Group has determined that business segments be presented as the primary reporting format and geographic regions as the secondary reporting format

By business segment

for the year ended 31st December

| HK\$ million | Investment in Hongkong Electric* | | Infrastructure investments | | Infrastructure related business | | Unallocated items | | Consolidated | |
|---|----------------------------------|-------|----------------------------|-------|---------------------------------|-------|-------------------|-------|--------------|-------|
| | 2007 | 2006 | 2007 | 2006 | 2007 | 2006 | 2007 | 2006 | 2007 | 2006 |
| Group turnover | - | - | 969 | 807 | 896 | 1,015 | - | - | 1,865 | 1,822 |
| Share of turnover of jointly controlled entities | - | - | 3,447 | 2,371 | 577 | 606 | - | - | 4,024 | 2,977 |
| | - | - | 4,416 | 3,178 | 1,473 | 1,621 | - | - | 5,889 | 4,799 |
| Segment revenue | | | | | | | | | | |
| Group turnover | - | - | 969 | 807 | 896 | 1,015 | - | - | 1,865 | 1,822 |
| Others | - | - | 69 | 55 | 57 | 75 | - | - | 126 | 130 |
| | - | - | 1,038 | 862 | 953 | 1,090 | - | - | 1,991 | 1,952 |
| Segment result | - | - | 762 | 633 | (41) | (28) | - | - | 721 | 605 |
| Net gain on disposals of infrastructure project investment and listed securities | - | - | 13 | 115 | - | - | 67 | - | 80 | 115 |
| Change in fair values of investments in securities and derivative financial instruments | - | - | - | - | (5) | (26) | (277) | (47) | (282) | (73) |
| Interest and finance lease income | - | - | 55 | 2 | 140 | 126 | 343 | 257 | 538 | 385 |
| Exchange gain | - | - | - | - | - | - | 88 | 171 | 88 | 171 |
| Corporate overheads and others | - | - | - | - | - | - | (294) | (212) | (294) | (212) |
| Finance costs | - | - | (83) | (20) | - | - | (477) | (503) | (560) | (523) |
| Gain on disposals of interests in an associate | - | - | 79 | - | - | - | - | - | 79 | - |
| Gain on disposal of a jointly controlled entity | - | - | 815 | - | - | - | - | - | 815 | - |
| Impairment losses | - | - | (654) | (279) | - | - | - | - | (654) | (279) |
| Share of results of associates and jointly controlled entities | 2,864 | 2,632 | 1,335 | 820 | 55 | 36 | - | - | 4,254 | 3,488 |
| Profit/(Loss) before taxation | 2,864 | 2,632 | 2,322 | 1,271 | 149 | 108 | (550) | (334) | 4,785 | 3,677 |
| Taxation | - | - | (4) | (3) | 1 | 5 | (3) | (6) | (6) | (4) |
| Profit/(Loss) for the year | 2,864 | 2,632 | 2,318 | 1,268 | 150 | 113 | (553) | (340) | 4,779 | 3,673 |
| Attributable to | | | | | | | | | | |
| Shareholders of the Company | 2,864 | 2,632 | 2,318 | 1,268 | 143 | 110 | (553) | (340) | 4,772 | 3,670 |
| Minority interests | - | - | - | - | 7 | 3 | - | - | 7 | 3 |
| | 2,864 | 2,632 | 2,318 | 1,268 | 150 | 113 | (553) | (340) | 4,779 | 3,673 |
| Other information | | | | | | | | | | |
| Capital expenditure | - | - | 164 | 35 | 19 | 10 | - | - | 183 | 45 |
| Depreciation and amortisation | - | - | 30 | 26 | 30 | 36 | - | - | 60 | 62 |

NOTES TO THE FINANCIAL STATEMENTS

14. Profit for the Year and Segment Information (Cont'd)

By business segment (Cont'd)

as at 31st December

| HK\$ million | Investment in Hongkong Electric* | | Infrastructure investments | | Infrastructure related business | | Unallocated items | | Consolidated | |
|--|-------------------------------------|---------------|-------------------------------|---------------|------------------------------------|--------------|-------------------|---------------|---------------|---------------|
| | 2007 | 2006 | 2007 | 2006 | 2007 | 2006 | 2007 | 2006 | 2007 | 2006 |
| Assets | | | | | | | | | | |
| Segment assets | - | - | 6,826 | 3,937 | 2,725 | 2,547 | - | - | 9,551 | 6,484 |
| Interests in associates and jointly controlled entities | 19,844 | 18,313 | 13,553 | 15,106 | 168 | 201 | - | - | 33,565 | 33,620 |
| Unallocated corporate assets | - | - | - | - | - | - | 6,326 | 7,518 | 6,326 | 7,518 |
| Total assets | 19,844 | 18,313 | 20,379 | 19,043 | 2,893 | 2,748 | 6,326 | 7,518 | 49,442 | 47,622 |
| Liabilities | | | | | | | | | | |
| Segment liabilities | - | - | 2,339 | 845 | 261 | 270 | - | - | 2,600 | 1,115 |
| Taxation, deferred taxation and unallocated corporate liabilities | - | - | 361 | 361 | 133 | 143 | 6,891 | 10,138 | 7,385 | 10,642 |
| Total liabilities | - | - | 2,700 | 1,206 | 394 | 413 | 6,891 | 10,138 | 9,985 | 11,757 |

* During the year, the Group has a 38.87 per cent equity interest in Hongkong Electric Holdings Limited ("Hongkong Electric"), which is listed on Hong Kong Stock Exchange

14. Profit for the Year and Segment Information (Cont'd)

By geographic region

for the year ended 31st December

| HK\$ million | Hong Kong | | Mainland China | | Australia | | United Kingdom | | Canada and Others | | Unallocated Items | | Consolidated | |
|---|-----------|-------|----------------|-------|-----------|-------|----------------|------|-------------------|------|-------------------|-------|--------------|-------|
| | 2007 | 2006 | 2007 | 2006 | 2007 | 2006 | 2007 | 2006 | 2007 | 2006 | 2007 | 2006 | 2007 | 2006 |
| Group turnover | 652 | 728 | 380 | 279 | 538 | 458 | 292 | 250 | 3 | 107 | - | - | 1,865 | 1,822 |
| Share of turnover of jointly controlled entities | 441 | 475 | 3,583 | 2,502 | - | - | - | - | - | - | - | - | 4,024 | 2,977 |
| | 1,093 | 1,203 | 3,963 | 2,781 | 538 | 458 | 292 | 250 | 3 | 107 | - | - | 5,889 | 4,799 |
| Segment revenue | | | | | | | | | | | | | | |
| Group turnover | 652 | 728 | 380 | 279 | 538 | 458 | 292 | 250 | 3 | 107 | - | - | 1,865 | 1,822 |
| Others | 12 | 46 | 70 | 50 | - | - | 43 | 36 | 1 | (2) | - | - | 126 | 130 |
| | 664 | 774 | 450 | 329 | 538 | 458 | 335 | 286 | 4 | 105 | - | - | 1,991 | 1,952 |
| Segment result | (66) | (29) | 177 | 87 | 538 | 465 | 94 | 97 | (22) | (15) | - | - | 721 | 605 |
| Net gain on disposals of infrastructure project investment and listed securities | - | - | - | 115 | 13 | - | - | - | - | - | 67 | - | 80 | 115 |
| Change in fair values of investments in securities and derivative financial instruments | - | - | - | - | - | - | - | - | (5) | (26) | (277) | (47) | (282) | (73) |
| Interest and finance lease income | 140 | 126 | - | - | - | - | 55 | 2 | - | - | 343 | 257 | 538 | 385 |
| Exchange gain | - | - | - | - | - | - | - | - | - | - | 88 | 171 | 88 | 171 |
| Corporate overheads and others | - | - | - | - | - | - | - | - | - | - | (294) | (212) | (294) | (212) |
| Finance costs | - | - | - | - | - | - | (83) | (20) | - | - | (477) | (503) | (560) | (523) |
| Gain on disposals of interest in an associate | - | - | - | - | 79 | - | - | - | - | - | - | - | 79 | - |
| Gain on disposal of a jointly controlled entity | - | - | 815 | - | - | - | - | - | - | - | - | - | 815 | - |
| Impairment losses | - | - | (31) | - | (623) | (279) | - | - | - | - | - | - | (654) | (279) |
| Share of results of associates and jointly controlled entities | 2,939 | 2,692 | 643 | 696 | 282 | (122) | 392 | 240 | (2) | (18) | - | - | 4,254 | 3,488 |
| Profit/(Loss) before taxation | 3,013 | 2,789 | 1,604 | 898 | 289 | 64 | 458 | 319 | (29) | (59) | (550) | (334) | 4,785 | 3,677 |
| Taxation | 1 | 5 | (4) | - | - | - | - | (3) | - | - | (3) | (6) | (6) | (4) |
| Profit/(Loss) for the year | 3,014 | 2,794 | 1,600 | 898 | 289 | 64 | 458 | 316 | (29) | (59) | (553) | (340) | 4,779 | 3,673 |
| Attributable to Shareholders of the Company | 3,014 | 2,794 | 1,593 | 895 | 289 | 64 | 458 | 316 | (29) | (59) | (553) | (340) | 4,772 | 3,670 |
| Minority interests | - | - | 7 | 3 | - | - | - | - | - | - | - | - | 7 | 3 |
| | 3,014 | 2,794 | 1,600 | 898 | 289 | 64 | 458 | 316 | (29) | (59) | (553) | (340) | 4,779 | 3,673 |
| Other information | | | | | | | | | | | | | | |
| Capital expenditure | 3 | 7 | 16 | 3 | - | - | 164 | 35 | - | - | - | - | 183 | 45 |

NOTES TO THE FINANCIAL STATEMENTS

14. Profit for the Year and Segment Information (Cont'd)

By geographic region (Cont'd)

as at 31st December

| HK\$ million | Hong Kong | | Mainland China | | Australia | | United Kingdom | | Canada and Others | | Unallocated Items | | Consolidated | |
|---|---------------|---------------|----------------|--------------|--------------|--------------|----------------|--------------|-------------------|-----------|-------------------|--------------|---------------|---------------|
| | 2007 | 2006 | 2007 | 2006 | 2007 | 2006 | 2007 | 2006 | 2007 | 2006 | 2007 | 2006 | 2007 | 2006 |
| Assets | | | | | | | | | | | | | | |
| Segment assets | 1,441 | 2,213 | 736 | 869 | 2,451 | 2,193 | 3,908 | 1,160 | 1,015 | 49 | - | - | 9,551 | 6,484 |
| Interests in associates and jointly controlled entities | 20,169 | 18,668 | 3,029 | 4,058 | 6,932 | 7,554 | 3,424 | 3,340 | 11 | - | - | - | 33,565 | 33,620 |
| Unallocated corporate assets | - | - | - | - | - | - | - | - | - | - | 6,326 | 7,518 | 6,326 | 7,518 |
| Total assets | 21,610 | 20,881 | 3,765 | 4,927 | 9,383 | 9,747 | 7,332 | 4,500 | 1,026 | 49 | 6,326 | 7,518 | 49,442 | 47,622 |

15. Earnings Per Share

The calculation of earnings per share is based on the profit attributable to shareholders of the Company of HK\$4,772 million (2006 HK\$3,670 million) and on 2,254,209,945 shares (2006 2,254,209,945 shares) in issue during the year

16. Dividends

| HK\$ million | 2007 | 2006 |
|---|--------------|--------------|
| Interim dividend paid of HK\$0 27 (2006 HK\$0 25) per share | 609 | 564 |
| Proposed final dividend of HK\$0 83 (2006 HK\$0 75) per share | 1,871 | 1,690 |
| Total | 2,480 | 2,254 |

17. Property, Plant and Equipment

| HK\$ million | Freehold land outside Hong Kong | Buildings | Mains, pipes, other plant and machinery | Furniture, fixtures and others | Total |
|---|---------------------------------------|-----------|--|--------------------------------------|--------------|
| Cost | | | | | |
| At 1st January, 2006 | 3 | 740 | 2,788 | 38 | 3,569 |
| Additions | – | – | 41 | 4 | 45 |
| Disposals | – | (9) | (130) | (7) | (146) |
| Exchange translation differences | – | 15 | 159 | 1 | 175 |
| Transfers * | – | (4) | (6) | – | (10) |
| At 31st December, 2006 | 3 | 742 | 2,852 | 36 | 3,633 |
| Additions | – | 4 | 177 | 2 | 183 |
| Disposals | – | (31) | (265) | (2) | (298) |
| Exchange translation differences | – | 22 | 83 | 2 | 107 |
| Transfers * | – | (1) | – | – | (1) |
| At 31st December, 2007 | 3 | 736 | 2,847 | 38 | 3,624 |
| Accumulated depreciation and impairment loss | | | | | |
| At 1st January, 2006 | – | 680 | 1,932 | 38 | 2,650 |
| Charge for the year | – | 5 | 46 | 1 | 52 |
| Disposals | – | (8) | (117) | (7) | (132) |
| Exchange translation differences | – | 13 | 60 | 1 | 74 |
| Transfers* | – | 3 | (5) | – | (2) |
| At 31st December, 2006 | – | 693 | 1,916 | 33 | 2,642 |
| Charge for the year | – | 5 | 45 | 1 | 51 |
| Disposals | – | (29) | (250) | (3) | (282) |
| Exchange translation differences | – | 21 | 69 | 2 | 92 |
| At 31st December, 2007 | – | 690 | 1,780 | 33 | 2,503 |
| Carrying value | | | | | |
| At 31st December, 2007 | 3 | 46 | 1,067 | 5 | 1,121 |
| At 31st December, 2006 | 3 | 49 | 936 | 3 | 991 |

* During the year, certain properties of the Group were transferred to investment properties with revaluation gain of HK\$3 million (2006: HK\$44 million)

NOTES TO THE FINANCIAL STATEMENTS

17. Property, Plant and Equipment (Cont'd)

The carrying value of the Group's mains, pipes, other plant and machinery includes an amount of HK\$263 million (2006: HK\$225 million) in respect of assets held under finance leases, and another amount of HK\$67 million (2006: nil) in respect of assets pledged as security for certain bank loans of the Group.

The Directors reviewed the Group's property, plant and equipment based on value in use calculation. The discount rate used was 8.5 per cent (2006: 8.5 per cent). No impairment loss has been recognised for the property, plant and equipment during the year.

18. Investment Properties

| HK\$ million | |
|--|------------|
| Medium term leases in Hong Kong, at fair value | |
| At 1st January, 2006 | 59 |
| Transfer from property, plant and equipment and leasehold land | 68 |
| Change in fair values | 3 |
| At 31st December, 2006 | 130 |
| Transfer from property, plant and equipment and leasehold land | 5 |
| Change in fair values | 25 |
| At 31st December, 2007 | 160 |

The fair values of the Group's investment properties at 31st December, 2007 are determined based on a valuation carried out by DTZ Debenham Tie Leung, independent qualified professional valuers not connected with the Group. DTZ Debenham Tie Leung is a member of the Institute of Valuers with appropriate qualifications and recent experiences in the valuation of similar locations. The valuation, which conforms to International Valuation Standards, was completed by reference to market evidence of transaction prices for similar properties.

19. Leasehold Land

| HK\$ million | Medium term leasehold land in Hong Kong | Medium term leasehold land outside Hong Kong | Total |
|--|---|---|------------|
| Operating lease prepayment | | | |
| At 1st January, 2006 | 430 | 46 | 476 |
| Transfers * | (27) | – | (27) |
| Exchange translation differences | – | 2 | 2 |
| At 31st December, 2006 | 403 | 48 | 451 |
| Transfers * | (1) | – | (1) |
| Exchange translation differences | – | 3 | 3 |
| At 31st December, 2007 | 402 | 51 | 453 |
| Accumulated amortisation and impairment loss | | | |
| At 1st January, 2006 | 118 | 32 | 150 |
| Charge for the year | 9 | 1 | 10 |
| Transfers * | (11) | – | (11) |
| Exchange translation differences | – | 1 | 1 |
| At 31st December, 2006 | 116 | 34 | 150 |
| Charge for the year | 8 | 1 | 9 |
| Exchange translation differences | – | 2 | 2 |
| At 31st December, 2007 | 124 | 37 | 161 |
| Carrying value | | | |
| At 31st December, 2007 | 278 | 14 | 292 |
| At 31st December, 2006 | 287 | 14 | 301 |

* During the year, certain leasehold land of the Group was transferred to investment properties with no revaluation gain (2006: nil)

The Directors reviewed the Group's leasehold land based on value in use calculation. The discount rate used was 8.5 per cent (2006: 8.5 per cent). No impairment loss has been recognised for the leasehold land during the year.

NOTES TO THE FINANCIAL STATEMENTS

20. Interests in Associates

| HK\$ million | 2007 | 2006 |
|---|---------------|---------------|
| Investment costs | | |
| – Listed in Hong Kong | 8,687 | 8,687 |
| – Unlisted | 5,960 | 7,444 |
| Share of post-acquisition reserves | 12,049 | 9,871 |
| | 26,696 | 26,002 |
| Impairment losses | (857) | (857) |
| | 25,839 | 25,145 |
| Amounts due by unlisted associates | 4,550 | 4,237 |
| At 31st December | 30,389 | 29,382 |
| Market value of investment in a listed associate | 37,208 | 31,608 |

Included in the amounts due by unlisted associates are subordinated loans of HK\$4,006 million (2006 HK\$3,644 million). The rights in respect of these loans are subordinated to the rights of any other lenders to the associates.

The Directors reviewed certain associates' operations and financial positions as at 31st December, 2007 based on value in use calculation. No further impairment loss (2006 HK\$279 million) against interests in associate was recognised in current year.

Summarised financial information in respect of the Group's associates is set out below.

| HK\$ million | 2007 | 2006 |
|---------------------------------------|-----------|-----------|
| Total assets | 169,655 | 170,012 |
| Total liabilities | (104,880) | (108,538) |
| Net assets | 64,775 | 61,474 |
| Total turnover | 30,203 | 26,480 |
| Total profit for the year | 8,718 | 7,036 |
| Shared by the Group: | | |
| Net assets of the associates | 26,696 | 26,002 |
| Profit of the associates for the year | 3,554 | 2,751 |

Particulars of the principal associates are set out in Appendix 2 on pages 173 and 174.

21. Interests in Jointly Controlled Entities

| HK\$ million | 2007 | 2006 |
|--|--------------|--------------|
| Investment costs | 3,079 | 3,456 |
| Share of post-acquisition reserves | (54) | (380) |
| | 3,025 | 3,076 |
| Impairment losses | (245) | (214) |
| | 2,780 | 2,862 |
| Shareholders' loans to jointly controlled entities | 396 | 1,376 |
| At 31st December | 3,176 | 4,238 |

The Group's interests in a jointly controlled entity with carrying value of HK\$2,082 million as at 31st December, 2007 (2006 HK\$1,773 million) have been pledged as part of the security to secure certain bank borrowings granted to the jointly controlled entity

The Directors reviewed certain jointly controlled entities' operations and financial positions as at 31st December, 2007 based on value in use calculation. Due to unsatisfactory operating performance, an impairment loss of HK\$31 million (2006 nil) was made against interest in a jointly controlled entity, which operated Tangshan Tangle Road in Hebei province, China. A discount rate of 9 per cent (2006 9 per cent) was applied on projected cash flows for value in use calculation.

Summarised financial information in respect of the Group's jointly controlled entities is set out below

| HK\$ million | 2007 | 2006 |
|--|----------|----------|
| Total assets | 18,567 | 19,490 |
| Total liabilities | (11,947) | (13,295) |
| Net assets | 6,620 | 6,195 |
| Total turnover | 9,155 | 6,738 |
| Total profit for the year | 1,761 | 1,410 |
| Shared by the Group: | | |
| Net assets of the jointly controlled entities | 3,025 | 3,076 |
| Profit of jointly controlled entities for the year | 700 | 737 |

Particulars of the principal jointly controlled entities are set out in Appendix 3 on page 175

NOTES TO THE FINANCIAL STATEMENTS

22. Interests in Infrastructure Project Investments

| HK\$ million | 2007 | 2006 |
|-------------------------|------------|------------|
| Classified as: | | |
| Non-current assets | 377 | 490 |
| Current assets | 125 | 127 |
| At 31st December | 502 | 617 |

Interests in infrastructure project investments carry effective interest rates which range from 13.7 per cent to 16.2 per cent (2006: range from 13.7 per cent to 16.5 per cent). The interests in infrastructure project investments were not past due as at 31st December, 2007 (2006: nil).

The Directors reviewed certain infrastructure projects' operations and financial positions as at 31st December, 2007 based on the present values of estimated future cash flows from those investments, discounted at the original effective interest rates. No impairment loss against the interests in infrastructure project investments was recognised in current year.

23. Investments in Securities

| HK\$ million | 2007 | 2006 |
|---|--------------|--------------|
| Financial assets at fair value through profit or loss* | | |
| Notes, unlisted | 787 | 777 |
| Equity securities, unlisted | 240 | 262 |
| Equity securities, listed overseas | 14 | 19 |
| Available-for-sale financial assets | | |
| Stapled securities, listed overseas, at fair value | 2,113 | 2,006 |
| Equity securities, unlisted, at cost | 706 | – |
| Debt securities, unlisted, at fair value | 265 | – |
| Equity securities, unlisted, at fair value | 62 | – |
| Total | 4,187 | 3,064 |

* designated as at fair value through profit or loss in accordance with HKAS 39

A stapled security comprises various subordinated loan notes and fully paid ordinary shares. It is quoted at a single combined price and cannot be traded separately.

Neither the subordinated loan notes, debt securities nor the unlisted notes are past due or impaired, which are issued by corporate entities with credit ratings ranging from AA to BBB-

As at 31st December, 2007, the Group's available-for-sale equity securities amounting to HK\$623 million (2006: nil) were individually determined to be fully impaired due to unsatisfactory operating performance which indicated that the cost of the Group's investment in the investee may not be recovered. Impairment loss on such investment was recognised in the consolidated income statement for the current year.

24. Derivative Financial Instruments

| HK\$ million | 2007 | | 2006 | |
|------------------------------------|------------|--------------|------------|--------------|
| | Assets | Liabilities | Assets | Liabilities |
| Forward foreign exchange contracts | 428 | (604) | 369 | (664) |
| Interest rate swaps | 55 | – | 38 | – |
| At 31st December | 483 | (604) | 407 | (664) |
| Portion classified as: | | | | |
| Non-current | 55 | (187) | 38 | (179) |
| Current | 428 | (417) | 369 | (485) |
| | 483 | (604) | 407 | (664) |

Currency Derivatives

During the current year, the Group utilised currency derivatives to hedge significant future transactions and cash flows. The Group is a party to a variety of foreign currency forward contracts in the management of its exchange rate exposures.

The following contracts are outstanding as at the balance sheet dates and the major terms of these contracts are as follows:

| As at 31st December 2007 | | Maturity |
|--------------------------|--|---------------------|
| Notional amount | | |
| Sell AUD155.5 million* | | 9th May, 2008 |
| Sell GBP26.6 million | | 30th April, 2008 |
| Sell GBP62.6 million* | | 21st December, 2009 |
| Sell GBP212.4 million* | | 24th May, 2010 |
| As at 31st December 2006 | | |
| Notional amount | | Maturity |
| Sell AUD179.7 million* | | 23rd March, 2007 |
| Sell GBP26.6 million | | 30th April, 2007 |
| Sell GBP212.4 million* | | 24th May, 2010 |

* designated as hedging instrument in accordance with HKAS 39

NOTES TO THE FINANCIAL STATEMENTS

24. Derivative Financial Instruments (Cont'd)

Currency Derivatives (Cont'd)

The fair values of the above currency derivatives that are designated and effective as cash flow hedges totalling HK\$128 million (net liabilities to the Group) (2006 HK\$255 million (net liabilities to the Group)) have been deferred in equity at 31st December, 2007

Change in fair values of currency derivative not designated for hedging amounting to HK\$247 million (2006 HK\$49 million) has been debited to the consolidated income statement for the current year

The Group utilised currency derivatives to hedge long term foreign investments. No material cash flow is expected to occur in the coming year

Interest Rate Swaps

During the current year, the Group utilised interest rate swaps to manage its exposure to interest rate movements on its bank borrowings by swapping a proportion of those borrowings from floating rates to fixed rates. The notional principal amounts of the interest rate swap contracts outstanding as at 31st December, 2007, their remaining terms and estimated total fair value are as follows

| HK\$ million | Floating interest rate | Weighted average fixed interest rate | Notional principal amount | Estimated fair value |
|--|------------------------|--------------------------------------|---------------------------|----------------------|
| Contracts maturing in 2010 | BBSW or LIBOR* | 5.62% | 1,872 | 55 |
| Fair value deferred in equity at 31st December, 2007 | | | | 55 |
| Contracts maturing in 2010 | BBSW or LIBOR* | 5.62% | 1,726 | 38 |
| Fair value deferred in equity at 31st December, 2006 | | | | 38 |

* BBSW – Australian Bank Bill Swap Reference Rate
LIBOR – London Interbank Offered Rate

The fair value estimation covering the above interest rate swap contracts is based on the fair value estimated by independent professionals for equivalent instruments at 31st December, 2007. All of the above interest rate swaps are designated and effective as cash flow hedges and the fair values (net assets to the Group) have been deferred in equity.

25. Goodwill

| HK\$ million | 2007 | 2006 |
|-------------------------|------------|------------|
| At 1st January | 205 | 175 |
| Exchange difference | 4 | 30 |
| At 31st December | 209 | 205 |

The goodwill was recognised on acquisition of 100 per cent interest in Cambridge Water PLC ("Cambridge Water"), the water supplier in South Cambridgeshire of the United Kingdom

The Group tests goodwill annually for impairment, or more frequently if there are indications that the goodwill might be impaired

The recoverable amount of Cambridge Water, which covers the above goodwill, is determined from a value in use calculation. The key assumptions for the value in use calculation are those regarding the discount rate, growth rates, and expected changes to selling prices and direct costs during the period. The Group estimates discount rate using the rate that reflects current market assessments of the time value of money and the risks specific to Cambridge Water. The growth rates are based on industry growth forecasts. Changes in selling prices and direct costs are based on past practices and expectations of future changes in the relevant markets.

The Group prepares cash flow forecasts derived from Cambridge Water's approved budget for 2008 to 2012 and extrapolates cash flows for the subsequent 10 years using the same cashflows as that in 2012. The rate used to discount the forecast cash flows is 8 per cent (2006: 8 per cent) per annum.

As Cambridge Water's principal operation is supply of water which is regulated in nature, the Group considers that cash flow projection for 15 years and low growth rates are appropriate for the impairment test review.

The results of the reviews undertaken as at 31st December, 2007 indicated that no further impairment charge was necessary for current year.

NOTES TO THE FINANCIAL STATEMENTS

26. Inventories

| HK\$ million | 2007 | 2006 |
|----------------------------------|-----------|-----------|
| Raw materials | 42 | 42 |
| Work-in-progress | 10 | 20 |
| Stores, spare parts and supplies | 9 | 9 |
| Finished goods | 14 | 28 |
| Total | 75 | 99 |

The cost of inventories charged to the consolidated income statement during the year was HK\$896 million (2006: HK\$948 million)

27. Debtors and Prepayments

| HK\$ million | 2007 | 2006 |
|---|------------|------------|
| Trade debtors | 235 | 240 |
| Prepayments, deposits and other receivables | 372 | 215 |
| Total | 607 | 455 |

The aging analysis of the Group's trade debtors is as follows

| HK\$ million | 2007 | 2006 |
|---|------------|------------|
| Current | 144 | 114 |
| Less than 1 month past due | 55 | 55 |
| 1 to 3 months past due | 24 | 29 |
| More than 3 months but less than 12 months past due | 24 | 65 |
| More than 12 months past due | 71 | 99 |
| Amount past due | 174 | 248 |
| Allowance for doubtful debts | (83) | (122) |
| Total after allowance | 235 | 240 |

27. Debtors and Prepayments (Cont'd)

Trade with customers for infrastructure materials is carried out largely on credit, except for new customers and customers with unsatisfactory payment records, where payment in advance is normally required. Trade with metered customers for water supply is carried out largely on credit and with unmetered customers largely by payment in advance. Invoices are normally due within 1 month of issuance, except for certain well-established customers, where the terms are extended to 2 months, and certain customers with disputed items, where the terms are negotiated individually. Each customer has a maximum credit limit, which was granted and approved by senior management in accordance with the laid-down credit review policy and procedures.

The movement in the allowance for doubtful debts during the year is as follows

| HK\$ million | 2007 | 2006 |
|----------------------------------|-----------|------------|
| At 1st January | 122 | 127 |
| Impairment loss recognised | 8 | 24 |
| Impairment loss written back | (37) | (27) |
| Uncollective amounts written off | (14) | (7) |
| Exchange translation differences | 4 | 5 |
| At 31st December | 83 | 122 |

At 31st December, 2007, gross trade debtors' balances totalling HK\$92 million (2006: HK\$171 million) were individually determined to be impaired, which related to customers that were in financial difficulties. The management assessed that only a portion of the trade debtors' balances is expected to be recovered. Consequently, specific allowance for doubtful debts of HK\$83 million (2006: HK\$122 million) was recognised as at 31st December, 2007. The Group does not hold any collateral over these balances.

The aging analysis of trade debtors that are neither individually nor collectively considered to be impaired are as follows

| HK\$ million | 2007 | 2006 |
|---|------------|------------|
| Neither past due nor impaired | 138 | 110 |
| Less than 1 month past due | 49 | 39 |
| 1 to 3 months past due | 17 | 13 |
| More than 3 months but less than 12 months past due | 20 | 27 |
| More than 12 months past due | 2 | 2 |
| Amount past due | 88 | 81 |
| Total | 226 | 191 |

NOTES TO THE FINANCIAL STATEMENTS

27. Debtors and Prepayments (Cont'd)

The trade debtors that were neither past due nor impaired related to customers for whom there was no recent history of default

The trade debtors that were past due but not impaired related to customers that had good track records with the Group. Management believes that no impairment allowance is necessary in respect of these balances as there has not been a significant change in credit quality and the balances are still considered fully recoverable. The Group does not hold any collateral over these balances.

28. Bank Balances and Deposits

Bank balances and deposits carry effective interest rate at 5.85 per cent (2006: 4.66 per cent)

29. Bank and Other Loans

| HK\$ million | 2007 | 2006 |
|--|--------------|--------------|
| Unsecured bank loans repayable | | |
| Within 1 year | 2,964 | 3,800 |
| In the 2nd year | 2,019 | 1,285 |
| In the 3rd to 5th year, inclusive | 430 | 2,241 |
| After 5 years | 3 | 3 |
| | 5,416 | 7,329 |
| Obligations under finance leases repayable | | |
| Within 1 year | 8 | 13 |
| In the 2nd year | 8 | 3 |
| In the 3rd to 5th year, inclusive | 23 | 11 |
| After 5 years | 10 | – |
| | 49 | 27 |
| Unsecured notes, 3.5%, repayable after 5 years | 2,070 | 1,971 |
| Secured bank loan, repayable after 5 years (note 17) | 44 | – |
| Total | 7,579 | 9,327 |
| Portion classified as | | |
| Current liabilities | 2,972 | 3,813 |
| Non-current liabilities | 4,607 | 5,514 |
| Total | 7,579 | 9,327 |

29. Bank and Other Loans (Cont'd)

The carrying amounts of the Group's borrowings are denominated in the following currencies

| HK\$ million | HK\$ | | AUS | | GBP | | JPY | | Total | |
|----------------|------|-------|-------|-------|-------|------|-------|-------|-------|-------|
| | 2007 | 2006 | 2007 | 2006 | 2007 | 2006 | 2007 | 2006 | 2007 | 2006 |
| Bank loans | - | 3,800 | 3,432 | 3,121 | 2,028 | 408 | - | - | 5,460 | 7,329 |
| Finance leases | - | - | - | - | 49 | 27 | - | - | 49 | 27 |
| Notes | - | - | - | - | - | - | 2,070 | 1,971 | 2,070 | 1,971 |
| Total | - | 3,800 | 3,432 | 3,121 | 2,077 | 435 | 2,070 | 1,971 | 7,579 | 9,327 |

The average effective interest rates of the Group's bank loans and finance leases are 5.20 per cent (2006: 4.93 per cent) and 7.87 per cent (2006: 9.19 per cent), respectively

The Group's notes of HK\$2,070 million (2006: HK\$1,971 million) and an unsecured bank loan of HK\$3 million as at 31st December, 2007 were arranged at fixed interest rate and exposed the Group to fair value interest rate risk. Other borrowings were arranged at floating rates, thus exposed the Group to cash flow interest rate risk.

Bank loans (except for the fixed rate notes) carried interest at floating rate, which determined with reference to Hong Kong Interbank Offered Rate, Australian Bank Bill Swap Reference Rate or London Interbank Offered Rate plus a margin less than one per cent.

Fixed rate notes, other loans and finance leases carried interest at 3.5 per cent to 13.3 per cent (2006: 3.5 per cent to 13.3 per cent).

Details of the present value of the minimum finance lease payments are shown below

| HK\$ million | 2007 | 2006 |
|--|------|------|
| Minimum lease payments | | |
| Within 1 year | 10 | 15 |
| In the 2nd year | 11 | 4 |
| In the 3rd to 5th year, inclusive | 27 | 13 |
| After 5 years | 13 | - |
| | 61 | 32 |
| Less: future finance charges | (12) | (5) |
| Present value of lease payments | 49 | 27 |
| Less: Amount due for settlement within 12 months | (8) | (13) |
| Amount due for settlement after 12 months | 41 | 14 |

NOTES TO THE FINANCIAL STATEMENTS

29. Bank and Other Loans (Cont'd)

At 31st December, 2007, the remaining weighted average lease term was 5.8 years (2006: 2.8 years). All leases are denominated in GBP on a fixed repayment basis and no arrangements have been entered into for contingent rental payments. The Group's obligations under finance leases are secured by the lessors' charge over the leased assets (note 17).

30. Creditors and Accruals

| HK\$ million | 2007 | 2006 |
|-------------------------------------|--------------|--------------|
| Trade creditors | 131 | 150 |
| Amount due to an unlisted associate | 175 | 147 |
| Other payables and accruals | 986 | 948 |
| Total | 1,292 | 1,245 |

The aging analysis of the Group's trade creditors is as follows:

| HK\$ million | 2007 | 2006 |
|---------------|------------|------------|
| Current | 98 | 103 |
| 1 month | 12 | 22 |
| 2 to 3 months | 6 | 8 |
| Over 3 months | 15 | 17 |
| Total | 131 | 150 |

31. Deferred Tax Assets / Liabilities

| HK\$ million | 2007 | 2006 |
|--------------------------|--------------|--------------|
| Deferred tax assets | 5 | — |
| Deferred tax liabilities | (373) | (401) |
| Total | (368) | (401) |

31. Deferred Tax Assets / Liabilities (Cont'd)

The following are the major deferred tax assets and liabilities recognised by the Group and movements thereon during the current and prior years

| HK\$ million | Accelerated tax depreciation | Tax losses | Fair value changes in securities | Others | Total |
|---|------------------------------------|---------------|--|------------|------------|
| At 1st January, 2006 | 224 | (1) | 145 | (6) | 362 |
| (Credit) / Debit to profit for the year | (13) | – | – | 2 | (11) |
| Charge to equity for the year | – | – | 18 | – | 18 |
| Exchange translation differences | 21 | – | 12 | (1) | 32 |
| At 31st December, 2006 | 232 | (1) | 175 | (5) | 401 |
| Credit to profit for the year | (10) | (9) | – | – | (19) |
| Charge to equity for the year | – | – | (38) | – | (38) |
| Exchange translation differences | 3 | – | 17 | – | 20 |
| Others | – | 4 | – | – | 4 |
| At 31st December, 2007 | 225 | (6) | 154 | (5) | 368 |

Apart from the unused tax losses of which the deferred tax assets were recognised as presented above, the Group had unused tax losses and other unused tax credits totalling HK\$1,748 million (2006 HK\$1,618 million) at 31st December, 2007. No deferred tax asset has been recognised in respect of these tax losses and tax credits due to the unpredictability of future profit streams to utilise the available tax losses and tax credits. An analysis of the expiry dates of the tax losses and tax credits is as follows:

| HK\$ million | 2007 | 2006 |
|-----------------------------------|--------------|--------------|
| Within 1 year | 29 | 38 |
| In the 2nd year | 37 | 27 |
| In the 3rd to 5th year, inclusive | 88 | 98 |
| No expiry date | 1,594 | 1,455 |
| Total | 1,748 | 1,618 |

32. Retirement Plans

(a) Defined Contribution Retirement Plans

The Group provides defined contribution retirement plans for its eligible employees except for 2 defined benefit plans for the employees of certain subsidiaries as detailed in (b) and (c) below

Contributions to the defined contribution plans are made by either the employer only at 10 per cent of the employees' monthly basic salaries or by both the employer and the employees each at 10 or 15 per cent of the employees' monthly basic salaries. The Company and its Hong Kong subsidiaries also participate in master trust Mandatory Provident Fund ("MPF") schemes operated by independent service providers. Mandatory contributions to these MPF schemes are made by both the employers and employees at 5 per cent of the employees' monthly relevant income each capped at HK\$20,000.

As the Group's retirement plans in Hong Kong, including the defined benefit plan mentioned in (b) below, are all MPF-exempted recognised occupational retirement schemes ("ORSO schemes"), except for certain subsidiaries of which the new Hong Kong employees have to join the MPF schemes, the Group offers an option to its new Hong Kong employees to elect between the ORSO schemes and the MPF schemes.

The Group's costs in respect of defined contribution plans for the year amounted to HK\$11 million (2006: HK\$10 million). Forfeited contributions and earnings for the year under the defined contribution plans amounting to HK\$2 million (2006: HK\$1 million) were used to reduce the existing level of contributions. At 31st December, 2007, there was no forfeited contributions and earnings available to the Group to reduce its contributions to the defined contribution plans in future years (2006: nil).

(b) Defined Benefit Retirement Plan operating in Hong Kong

Certain subsidiaries of the Group operate a defined benefit retirement plan in Hong Kong for their eligible employees. Contributions to the defined benefit plan are made by the employees at either 5 or 7 per cent of the employees' salaries and contributions made by the employer are based on the recommendations of an independent actuary according to a periodic actuarial valuation of the plan.

Actuarial valuation of the defined benefit plan according to HKAS 19 "Employee Benefits" was carried out at 31st December, 2007, by Mr. Billy Y.L. Wong of Watson Wyatt Hong Kong Limited, who is a Fellow of the Society of Actuaries. The present value of the defined benefit obligations, the related current service cost and past service cost, if any, were measured using the Projected Unit Credit Method. The principal actuarial assumptions used are as follows:

| | 2007 | 2006 |
|----------------------------------|-----------------|-----------------|
| Discount rate at 31st December | 3.3% per annum | 3.75% per annum |
| Expected rate of salary increase | 5% per annum | 5% per annum |
| Expected return on plan assets | 6.25% per annum | 6.5% per annum |

32. Retirement Plans (Cont'd)

(b) Defined Benefit Retirement Plan operating in Hong Kong (Cont'd)

The following amounts in respect of the defined benefit plan have been charged/(credited) to the consolidated income statement under operating costs

| HK\$ million | 2007 | 2006 |
|--|----------|----------|
| Current service cost | 2 | 2 |
| Interest cost | 2 | 2 |
| Expected return on plan assets | (4) | (4) |
| Amortisation of transitional liability | – | 1 |
| Net amount charged to consolidated income statement | – | 1 |

The actual return on plan assets for the year ended 31st December, 2007 was a gain of HK\$10 million (2006 HK\$11 million)

The amount included in the consolidated balance sheet at 31st December, 2007 arising from the Group's obligations in respect of its defined benefit plan in Hong Kong is as follows

| HK\$ million | 2007 | 2006 |
|---|-------------|-------------|
| Present value of defined benefit obligations | 55 | 62 |
| Fair value of plan assets | (74) | (75) |
| Employee retirement benefit assets classified as other non-current assets included in the consolidated balance sheet | (19) | (13) |

Changes in the present value of the defined benefit obligations are as follows

| HK\$ million | 2007 | 2006 |
|-------------------------------|-----------|-----------|
| At 1st January | 62 | 56 |
| Current service cost | 2 | 2 |
| Interest cost | 2 | 2 |
| Actual benefits paid | (13) | (2) |
| Actual employee contributions | 1 | 1 |
| Actuarial loss on obligation | 1 | 3 |
| At 31st December | 55 | 62 |

NOTES TO THE FINANCIAL STATEMENTS

32. Retirement Plans (Cont'd)

(b) Defined Benefit Retirement Plan operating in Hong Kong (Cont'd)

Changes in the fair value of the plan assets are as follows

| HK\$ million | 2007 | 2006 |
|-------------------------------|-----------|-----------|
| At 1st January | 75 | 62 |
| Expected return | 4 | 4 |
| Actuarial gain on plan assets | 6 | 7 |
| Actual company contributions | 1 | 3 |
| Actual employee contributions | 1 | 1 |
| Actual benefits paid | (13) | (2) |
| At 31st December | 74 | 75 |

Major categories of the plan assets at the balance sheet date are analysed as follows

| As at 31st December | 2007 | 2006 |
|---------------------|-------------|-------------|
| Equity instruments | 49% | 52% |
| Debt instruments | 51% | 48% |
| Total | 100% | 100% |

The expected rate of return on assets was 6.25 per cent per annum (2006: 6.5 per cent per annum). This rate is derived by taking the weighted average of the long term expected rate of return on each of the asset classes invested.

The experience adjustment is as follows

| HK\$ million | 2007 | 2006 |
|--|-------------|-------------|
| Present value of defined benefit obligations | 55 | 62 |
| Fair value of the plan assets | (74) | (75) |
| Surplus | (19) | (13) |
| Experience adjustment on plan assets | 6 | 7 |

The Group recognised actuarial gains amounting to HK\$5 million (2006: HK\$4 million) for the year ended 31st December, 2007 directly in the consolidated statement of recognised income and expense. The cumulative amount of actuarial gains recognised directly in the consolidated statement of recognised income and expense amounted to HK\$20 million (2006: HK\$15 million) as at 31st December, 2007.

32. Retirement Plans (Cont'd)

(b) Defined Benefit Retirement Plan operating in Hong Kong (Cont'd)

On 1st January, 2002, the Group adopted Statement of Standard Accounting Practice 34 "Employee Benefits" and determined the transitional liability for its defined benefit plan to be HK\$13 million. This amount is being recognised on a straight-line basis over a period of 5 years from 1st January, 2002. No charge for transitional liability (2006: HK\$1 million) was recognised in the current year.

Another actuarial valuation was completed at 1st January, 2007 by Mr. Billy Y.L. Wong, the same actuary as mentioned above, to determine the funding rates to be adopted by the Group in accordance with requirements of Occupational Retirement Schemes Ordinance. The actuarial method adopted was Attained Age Funding Method. The major assumptions used were the long-term average annual rate of investment return on the plan assets at 6 per cent per annum, and the average annual salary increases at 5 per cent per annum. The actuarial valuation showed that the fair value of the plan assets attributable to the Group of HK\$75 million at 31st December, 2006 represents 135 per cent of the present value of the obligations as at that date. Contributions to fund the obligations are based upon the recommendations of actuary to fully fund the retirement plan on an ongoing basis. The funding rates will be reviewed no later than 1st January, 2010 as required by Occupational Retirement Schemes Ordinance.

The Group expects to make a contribution of HK\$1 million to the defined benefit plan during the next financial year.

(c) Defined Benefit Retirement Plan operating in the United Kingdom

Cambridge Water PLC, a wholly-owned subsidiary acquired by the Group on 28th April, 2004, operates a defined benefit retirement plan in the United Kingdom. The retirement plan is covered under the Water Companies Pension Scheme of which the Company is a member. Contributions to the defined benefit plan are made by the employees at 6 per cent of the employees' salaries and contributions made by the employer are based on the recommendations of an independent actuary according to a periodic actuarial valuation of the plan.

Actuarial valuation of the defined benefit plan was updated to 31st December, 2007, by Mr. Paul Metcalf of Lane Clark & Peacock LLP, who is a Fellow of the Institute of Actuaries. The principal actuarial assumptions used are as follows:

| | 2007 | 2006 |
|-----------------------------------|----------------|----------------|
| Discount rate at 31st December | 6.1% per annum | 5.0% per annum |
| Expected rate of pension increase | 3.4% per annum | 3.1% per annum |
| Expected rate of salary increase | 5.4% per annum | 5.1% per annum |

NOTES TO THE FINANCIAL STATEMENTS

32. Retirement Plans (Cont'd)

(c) Defined Benefit Retirement Plan operating in the United Kingdom (Cont'd)

The following amounts in respect of the defined benefit plan have been charged/(credited) to the consolidated income statement under operating costs

| HK\$ million | 2007 | 2006 |
|--|----------|------------|
| Current service cost | 9 | 9 |
| Interest cost | 25 | 20 |
| Expected return on plan assets | (29) | (23) |
| Others | – | (8) |
| Net amount charge / (credited) to consolidated income statement | 5 | (2) |

The actual return on plan assets for the year ended 31st December, 2007 was a gain of HK\$32 million (2006 HK\$35 million)

The amount included in the consolidated balance sheet at 31st December, 2007 arising from the Group's obligations in respect of its defined benefit plan in the United Kingdom is as follows

| HK\$ million | 2007 | 2006 |
|---|-----------|-----------|
| Present value of defined benefit obligations | 513 | 478 |
| Fair value of plan assets | (497) | (463) |
| Employee retirement benefit liabilities classified as other non-current liabilities included in the consolidated balance sheet | 16 | 15 |

Changes in the present value of the defined benefit obligations are as follows

| HK\$ million | 2007 | 2006 |
|----------------------------------|------------|------------|
| At 1st January | 478 | 395 |
| Current service cost | 9 | 9 |
| Interest cost | 25 | 20 |
| Employee contributions | 2 | 2 |
| Actuarial (gain) / loss | (62) | 7 |
| Benefits paid | (14) | (12) |
| Exchange translation differences | 75 | 57 |
| At 31st December | 513 | 478 |

32. Retirement Plans (Cont'd)

(c) Defined Benefit Retirement Plan operating in the United Kingdom (Cont'd)

Changes in the fair value of the plan assets are as follows

| HK\$ million | 2007 | 2006 |
|----------------------------------|------------|------------|
| At 1st January | 463 | 374 |
| Expected return | 29 | 23 |
| Actuarial gain | 4 | 12 |
| Employer contributions | 7 | 6 |
| Employee contributions | 2 | 2 |
| Benefits paid | (14) | (12) |
| Exchange translation differences | 6 | 58 |
| At 31st December | 497 | 463 |

Major categories of the plan assets at the balance sheet date are analysed as follows

| As at 31st December | 2007 | 2006 |
|---------------------|-------------|-------------|
| Equity instruments | 47% | 63% |
| Debt instruments | 53% | 37% |
| Total | 100% | 100% |

The expected rate of return on assets was 6.3 per cent per annum (2006: 6.0 per cent per annum). This rate is derived by taking the weighted average of the long term expected rate of return on each of the asset classes invested.

The experience adjustments are as follows

| HK\$ million | 2007 | 2006 |
|--|-----------|-----------|
| Present value of the defined benefit obligations | 513 | 478 |
| Fair value of the plan assets | (497) | (463) |
| Deficit | 16 | 15 |
| Experience adjustment on plan liabilities | (1) | – |
| Experience adjustment on plan assets | (3) | (12) |

NOTES TO THE FINANCIAL STATEMENTS

32. Retirement Plans (Cont'd)

(c) Defined Benefit Retirement Plan operating in the United Kingdom (Cont'd)

The above actuarial valuation showed that the fair value of the plan assets attributable to the Group of HK\$497 million (2006 HK\$463 million) at 31st December, 2007 represents 97 per cent (2006 95 per cent) of the present value of the obligations as at that day. The Group's future annual contribution is designed to fund the shortfall over a period of time and the employer funding rates have been increased since 1st April, 2005. The funding rates are subject to annual review.

The Group expects to make a contribution of HK\$8 million to the defined benefit plan during the next financial year.

33. Share Capital

| HK\$ million | 2007 | 2006 |
|------------------------------------|-------|-------|
| Authorised | | |
| 4,000,000,000 shares of HK\$1 each | 4,000 | 4,000 |
| Issued and fully paid* | | |
| 2,254,209,945 shares of HK\$1 each | 2,254 | 2,254 |

34. Reserves and Minority Interests

| HK\$ million | Attributable to shareholders of the Company | | | | | | | | | Total |
|--|---|---------------------|------------------------------|--------------------------------|-----------------|------------------------------|------------------|-----------|--------------------|---------|
| | Share premium | Contributed surplus | Property revaluation reserve | Investment revaluation reserve | Hedging reserve | Exchange translation reserve | Retained profits | Sub-total | Minority interests | |
| At 1st January, 2006 | 3,836 | 6,062 | 12 | 34 | 1 | 153 | 21,146 | 31,244 | 38 | 31,282 |
| Surplus on revaluation of properties upon transfer to investment properties | - | - | 44 | - | - | - | - | 44 | - | 44 |
| Gain from fair value changes of available-for-sale financial assets | - | - | - | 42 | - | - | - | 42 | - | 42 |
| Loss from fair value changes of derivatives designated as effective cash flow hedges | - | - | - | - | (147) | - | - | (147) | - | (147) |
| Actuarial gains of defined benefit retirement schemes | - | - | - | - | - | - | 190 | 190 | - | 190 |
| Exchange differences on translation of financial statements of foreign operations | - | - | - | - | - | 828 | - | 828 | - | 828 |
| Cumulative impact from adoption of Amendment to HKAS 19 | - | - | - | - | - | - | (141) | (141) | - | (141) |
| Net gain / (loss) recognised directly in equity | - | - | 44 | 42 | (147) | 828 | 49 | 816 | - | 816 |
| Profit for the year | - | - | - | - | - | - | 3,670 | 3,670 | 3 | 3,673 |
| Total recognised income and expense for the year | - | - | 44 | 42 | (147) | 828 | 3,719 | 4,486 | 3 | 4,489 |
| Final dividend for the year 2005 paid | - | - | - | - | - | - | (1,596) | (1,596) | - | (1,596) |
| Interim dividend paid | - | - | - | - | - | - | (564) | (564) | - | (564) |
| At 31st December, 2006 | 3,836 | 6,062 | 56 | 76 | (146) | 981 | 22,705 | 33,570 | 41 | 33,611 |
| Surplus on revaluation of properties upon transfer to investment properties | - | - | 3 | - | - | - | - | 3 | - | 3 |
| Gain from fair value changes of available-for-sale financial assets | - | - | - | 65 | - | - | - | 65 | - | 65 |
| Gain from fair value changes of derivatives designated as effective cash flow hedges | - | - | - | - | 4 | - | 24 | 28 | - | 28 |
| Actuarial gains of defined benefit retirement schemes | - | - | - | - | - | - | 96 | 96 | - | 96 |
| Exchange differences on translation of financial statements of foreign operations | - | - | - | - | - | 682 | - | 682 | - | 682 |
| Share of other reserve movement of an associate | - | - | - | - | - | - | (31) | (31) | - | (31) |
| Net gain recognised directly in equity | - | - | 3 | 65 | 4 | 682 | 89 | 843 | - | 843 |
| Reserves released upon disposal of investment in security | - | - | - | 3 | - | - | - | 3 | - | 3 |
| Reserves released upon disposals of interests in an associate | - | - | - | - | 96 | (67) | - | 29 | - | 29 |
| Reserve released relating to cash flow hedge | - | - | - | - | 237 | - | - | 237 | - | 237 |
| Profit for the year | - | - | - | - | - | - | 4,772 | 4,772 | 7 | 4,779 |
| Total recognised income and expense for the year | - | - | 3 | 68 | 337 | 615 | 4,861 | 5,884 | 7 | 5,891 |
| Final dividend for the year 2006 paid | - | - | - | - | - | - | (1,690) | (1,690) | - | (1,690) |
| Interim dividend paid | - | - | - | - | - | - | (609) | (609) | - | (609) |
| At 31st December, 2007 | 3,836 | 6,062 | 59 | 144 | 191 | 1,596 | 25,267 | 37,155 | 48 | 37,203 |

NOTES TO THE FINANCIAL STATEMENTS

35. Capital Management

The Group's primary objectives when managing capital are to safeguard the Group's ability to continue as a going concern, so that it can expand and generate attractive and predictable returns for shareholders and benefits for other stakeholders, by establishing and maintaining a quality investment portfolio with stable earnings and appropriate level of risks that the management are comfortable with

The capital structure of the Group consists of debts, which includes bank borrowings, notes and obligations under finance leases as detailed in note 29, bank balances and deposits, and equity attributable to shareholders of the Company, comprising issued share capital and reserves as detailed in note 34

The management actively and regularly reviews and manages the Group's capital structure to maintain a balance between high shareholders' returns and strong capital position, and makes adjustments to the capital structure in light of changes in the global market conditions

The Group maintained low net debt to shareholders' equity ratio of less than 5 per cent from late December 2005 and has turned into net cash position as at 31st December, 2007. The management targets to maintain a solid capital position to pursue more new investment opportunities. The Group's overall strategy remains unchanged from 2006

The net debt to shareholders' equity ratio at 31st December, 2007 and 2006 was as follows

| HK\$ million | 2007 | 2006 |
|--|---------|---------|
| Total debt | 7,579 | 9,327 |
| Bank balances and deposits | (8,217) | (7,720) |
| Net (cash)/debt | (638) | 1,607 |
| Shareholders' equity | 39,409 | 35,824 |
| Net debt to shareholders' equity ratio | N/A | 4% |

During the current year, the Company acted as the guarantor in respect of certain loan facilities granted to its subsidiaries and an associate, and fully complied with the capital requirements under the loan facility agreements

36. Notes to Consolidated Cash Flow Statement

| HK\$ million | 2007 | 2006 |
|---|--------------|--------------|
| Profit before taxation | 4,785 | 3,677 |
| Impairment losses | 654 | 279 |
| Share of results of associates | (3,554) | (2,751) |
| Share of results of jointly controlled entities | (700) | (737) |
| Interest income from loans granted to associates | (432) | (392) |
| Interest income from banks | (538) | (384) |
| Interest income from investment in securities | (97) | (63) |
| Finance lease income | – | (1) |
| Return from infrastructure project investments | (139) | (99) |
| Finance costs | 560 | 523 |
| Depreciation of property, plant and equipment | 51 | 52 |
| Amortisation of prepayment for leasehold land | 9 | 10 |
| Change in fair values of investment properties | (25) | (3) |
| Loss on disposals of property, plant and equipment | 10 | 2 |
| Gain on disposals of infrastructure project investment | – | (115) |
| Gain on disposals of interests in an associate | (79) | – |
| Gain on disposal of a jointly controlled entity | (815) | – |
| Gain on disposal of listed securities | (80) | – |
| Write back on allowance for investment in a jointly controlled entity | – | (27) |
| Change in fair values of investments in securities | 35 | 24 |
| Change in fair values of derivative financial instruments | 247 | 49 |
| Dividend from investment in securities | (9) | (3) |
| Pension costs of defined benefit retirement plans | – | (1) |
| Unrealised exchange loss / (gain) | 99 | (24) |
| Returns received from jointly controlled entities | 572 | 660 |
| Returns received from infrastructure project investments | 254 | 147 |
| Distribution received from investment in securities | 106 | 66 |
| Interest received from associates | 334 | 212 |
| Contributions to defined benefit retirement plans | (1) | (9) |
| Net cash (paid) / received at close of derivative financial instruments | (238) | 12 |
| Operating cash flows before changes in working capital | 1,009 | 1,104 |
| Decrease in inventories | 24 | 6 |
| Decrease / (increase) in debtors and prepayments | 75 | (60) |
| Increase in creditors and accruals | 56 | 136 |
| Exchange translation differences | (2) | (4) |
| Cash generated from operations | 1,162 | 1,182 |

NOTES TO THE FINANCIAL STATEMENTS

37. Emoluments of Directors and Five Highest Paid Individuals

Directors' emoluments comprise payments to the Company's directors by the Group in connection with the management of the affairs of the Group. The independent non-executive directors ("INED") receive an annual director's fee of HK\$75,000 each, and for those acting as the audit committee members ("ACM") and remuneration committee members ("RCM"), additional annual fee of HK\$80,000 each is paid for the former and HK\$25,000 each is paid for the latter. The emoluments of each of the Company's directors for the current year, excluding emoluments received from the Group's associates, are as follows:

| HK\$ million | Basic Salaries, Allowances and Other | | | Provident Fund | Inducement or Compensation | Total Emoluments | Total Emoluments |
|--|--|---------------|---------------|-------------------|-------------------------------|---------------------|---------------------|
| | Fees | Benefits | Bonuses | Contributions | Fees | 2007 | 2006 |
| Li Tzar Kuoi, Victor ⁽¹⁾ | 0 075 | - | 11 000 | - | - | 11.075 | 8 070 |
| Kam Hing Lam ⁽¹⁾ | 0 075 | 4 200 | 4 800 | - | - | 9 075 | 8 140 |
| Ip Tak Chuen, Edmond | 0 075 | 1 800 | 5 500 | - | - | 7 375 | 6 020 |
| Fok Kin Ning, Canning ⁽¹⁾ | 0 075 | - | - | - | - | 0 075 | 0 070 |
| Andrew John Hunter ⁽¹⁾ | 0 075 | 6 025 | 3 706 | 0 602 | - | 10 408 | 1 980 |
| Chow Woo Mo Fong, Susan ⁽¹⁾ | 0 075 | - | - | - | - | 0.075 | 0 070 |
| Frank John Sixt ⁽¹⁾ | 0 075 | - | - | - | - | 0 075 | 0 070 |
| Tso Kai Sum ⁽¹⁾ | 0 075 | - | - | - | - | 0 075 | 0 070 |
| Cheong Ying Chew, Henry ⁽²⁾ | 0 180 | - | - | - | - | 0 180 | 0 160 |
| Barrie Cook | 0 075 | - | - | - | - | 0 075 | 0 070 |
| Kwan Bing Sing, Eric | 0 018 | 1 815 | - | 0 180 | - | 2 013 | 9 610 |
| Kwok Eva Lee ⁽²⁾ | 0 155 | - | - | - | - | 0 155 | 0 140 |
| Lan Hong Tsung, David ⁽²⁾ | 0 155 | - | - | - | - | 0.155 | 0 140 |
| Lee Pui Ling, Angelina | 0 075 | - | - | - | - | 0 075 | 0 070 |
| George Colin Magnus ⁽¹⁾ | 0 075 | - | - | - | - | 0 075 | 0 070 |
| Colin Stevens Russel ⁽²⁾ | 0 180 | - | - | - | - | 0 180 | 0 160 |
| Sng Sow-Mei ⁽²⁾ | 0 155 | - | - | - | - | 0.155 | 0 140 |
| Total for the year 2007 | 1 668 | 13 840 | 25.006 | 0 782 | - | 41 296 | |
| Total for the year 2006 | 1 520 | 13 700 | 19 060 | 0 770 | - | | 35 050 |

Notes

- (1) During the current year, Mr. Li Tzar Kuoi, Victor, Mr. Kam Hing Lam, Mr. Andrew John Hunter, Mrs. Chow Woo Mo Fong, Susan, Mr. Frank John Sixt, Mr. Tso Kai Sum and Mr. George Colin Magnus each received directors' fees of HK\$70,000 (2006: HK\$70,000), Mr. Fok Kin Ning, Canning received director's fees of HK\$120,000 (2006: HK\$120,000) from Hongkong Electric. Except for HK\$70,000 (2006: HK\$70,000) received by Mr. George Colin Magnus and HK\$70,000 received by Mr. Andrew John Hunter in 2006, the directors' fees totalling HK\$540,000 (2006: HK\$470,000) were then paid back to the Company.
- (2) INED, ACM and RCM - During the year, Mr. Cheong Ying Chew, Henry, Ms. Kwok Eva Lee, Mr. Lan Hong Tsung, David, Mr. Colin Stevens Russel and Ms. Sng Sow-Mei have acted as INED and ACM of the Company. Mr. Cheong Ying Chew, Henry and Mr. Colin Stevens Russel have acted as RCM of the Company during the year. The total emoluments paid to these INED, ACM and RCM during the current year are HK\$825,000 (2006: HK\$740,000).

37. Emoluments of Directors and Five Highest Paid Individuals (Cont'd)

Of the 5 individuals with the highest emoluments in the Group, 4 (2006: 4) are directors whose emoluments are disclosed above. The aggregate of the emoluments in respect of the remaining 1 (2006: 1) individual falls within the band of HK\$4,500,001 to HK\$5,000,000, details of which are set out below.

| HK\$ million | 2007 | 2006 |
|----------------------------------|----------|----------|
| Salaries and benefits in kind | 3 | 2 |
| Contributions to retirement plan | – | 1 |
| Bonuses | 2 | 2 |
| Total | 5 | 5 |

38. Commitments

- (a) The Group's capital commitments outstanding at 31st December and not provided for in the financial statements are as follows:

| HK\$ million | Contracted but not provided for | | Authorised but not contracted for | |
|---|---------------------------------|-----------|-----------------------------------|-----------|
| | 2007 | 2006 | 2007 | 2006 |
| Investments in associates and jointly controlled entities | 831 | 13 | – | – |
| Plant and machinery | 12 | 4 | 97 | 33 |
| Total | 843 | 17 | 97 | 33 |

- (b) At 31st December, the Group had outstanding commitments under non-cancellable operating leases in respect of land and buildings, which fall due as follows:

| HK\$ million | 2007 | 2006 |
|-----------------------------------|----------|----------|
| Within 1 year | 3 | 4 |
| In the 2nd to 5th year, inclusive | – | 3 |
| Total | 3 | 7 |

NOTES TO THE FINANCIAL STATEMENTS

39. Contingent Liabilities

| HK\$ million | 2007 | 2006 |
|---|--------------|------------|
| Guarantee in respect of bank loan drawn by an associate | 2,522 | – |
| Guarantee in respect of bank loans drawn by a jointly controlled entity | – | 586 |
| Guarantee in respect of performance bonds | 59 | 141 |
| Total | 2,581 | 727 |

40. Material Related Party Transactions

During the year, the Group advanced HK\$30 million (2006 HK\$90 million) to its unlisted associates. The Group received repayments totalling HK\$1 million (2006 HK\$3 million) from unlisted associates. The total outstanding loan balances as at 31st December, 2007 amounted to HK\$4,550 million (2006 HK\$4,237 million), of which HK\$31 million (2006 HK\$29 million) bore interest with reference to Australian Bank Bill Swap Reference Rate and HK\$4,186 million (2006 HK\$3,791 million) at fixed rates ranging from 10.5 per cent to 11.19 per cent (2006 from 10.5 per cent to 20.0 per cent) and HK\$333 million (2006 HK\$417 million) was interest-free. The average effective interest rate of the loan granted to associates is 10.5 per cent (2006 10.8 per cent). As stated in note 6, interest from loans granted to associates during the year amounted to HK\$432 million (2006 HK\$392 million). Except for a loan of HK\$94 million (2006 HK\$94 million) which was repayable within fourteen years (2006 fifteen years), the loans had no fixed terms of repayment. As stated in note 30, the amount due to an unlisted associate of HK\$175 million (2006 HK\$147 million) include HK\$155 million (2006 HK\$147 million) bore interest at HIBOR plus 0.75 per cent (2006 HIBOR plus 0.75 per cent) and HK\$20 million (2006 nil) with no fixed terms of repayment and interest-free.

During the current year, the Group received repayments totalling HK\$825 million (2006 HK\$270 million) from jointly controlled entities. The total outstanding loan balances as at 31st December, 2007 amounted to HK\$396 million (2006 HK\$1,376 million), of which HK\$251 million (2006 HK\$251 million) bore interest with reference to Hong Kong dollar prime rate, and HK\$145 million (2006 HK\$1,125 million) was interest-free. The loans had no fixed terms of repayment.

Moreover, the Group's sales and purchases of infrastructure materials to/from a jointly controlled entity for the current year amounted to HK\$186 million (2006 HK\$190 million) and HK\$9 million (2006 HK\$37 million), respectively.

The emoluments of key management have been presented in note 37 above.

41. Balance Sheet of the Company

as at 31st December

| HK\$ million | 2007 | 2006 |
|---------------------|---------------|--------|
| Total assets | 30,729 | 30,701 |
| Total liabilities | (202) | (182) |
| Net assets | 30,527 | 30,519 |
| Representing | | |
| Share capital | 2,254 | 2,254 |
| Reserves | 28,273 | 28,265 |
| Total equity | 30,527 | 30,519 |

Of the Group's profit attributable to shareholders of the Company for the current year, HK\$2,308 million (2006: HK\$2,177 million) has been dealt with in the financial statements of the Company

42. Comparative Figures

As a result of adopting HKFRS 7 "Financial Instruments: Disclosures" and HKAS 1 (Amendment) "Capital Disclosures", certain comparative figures have been adjusted to conform with changes in disclosures in the current year and to show separately comparative amounts in respect of items disclosed for the first time in 2007. Further details are disclosed in note 3.

43. Approval of Financial Statements

The financial statements set out on pages 117 to 175 were approved by the Board of Directors on 17th March, 2008.

PRINCIPAL SUBSIDIARIES

APPENDIX 1

The table below shows the subsidiaries as at 31st December, 2007 which, in the opinion of the Directors, principally affected the results or assets of the Group. To give details of all the subsidiaries would, in the opinion of the Directors, result in particulars of excessive length.

| Name | Number | Issued share capital Par value per share | Proportion of nominal value of issued capital held by the Group (per cent) | Principal activities |
|--|--|--|---|--|
| Incorporated and operating in Hong Kong | | | | |
| Anderson Asia (Holdings) Limited | 2 ordinary 65,780,000 non-voting deferred | HK\$0.5 HK\$0.5 | 100 | Investment holding |
| Anderson Asphalt Limited | 36,000 ordinary | HK\$100 | 100 | Production and laying of asphalt and investment holding |
| Cheung Kong China Infrastructure Limited | 2 ordinary | HK\$1 | 100 | Investment holding and investment in infrastructure projects in Mainland China |
| China Cement Company (International) Limited | 1,000,000 ordinary | HK\$1 | 70 | Investment holding |
| Green Island Cement Company, Limited | 76,032,000 ordinary | HK\$2 | 100 | Manufacturing, sale and distribution of cement and property investment |
| Green Island Cement (Holdings) Limited | 101,549,457 ordinary | HK\$2 | 100 | Investment holding |
| Incorporated in British Virgin Islands and operating in Hong Kong | | | | |
| Cheung Kong Infrastructure Finance (BVI) Limited | 1 ordinary | US\$1 | 100 | Financing |
| Daredon Assets Limited | 1 ordinary | US\$1 | 100 | Treasury |
| Green Island International (BVI) Limited | 1 ordinary | US\$1 | 100 | Investment holding |
| Incorporated and operating in Australia | | | | |
| Cheung Kong Infrastructure Finance (Australia) Pty Ltd | 1 ordinary | A\$1 | 100 | Financing |
| Incorporated and operating in the United Kingdom | | | | |
| Cambridge Water PLC | 14,621,152 ordinary | £0.05 | 100 | Water supply |

Note: The shares of all the above subsidiaries are indirectly held by the Company.

PRINCIPAL ASSOCIATES

APPENDIX 2

The table below shows the associates as at 31st December, 2007 which, in the opinion of the Directors, principally affected the results or assets of the Group. To give details of all the associates would, in the opinion of the Directors, result in particulars of excessive length.

| Name | Issued share capital | | Approximate share of equity shares held by the Group (per cent) | Principal activities |
|---|-------------------------|---------------------|---|---|
| | Number | Par value per share | | |
| Incorporated and operating in Hong Kong | | | | |
| Hongkong Electric Holdings Limited (note 1) | 2,134,261,654 ordinary | HK\$1 | 39 | Electricity generation and distribution |
| Eastern Harbour Crossing Company Limited | 35,000,000 ordinary | HK\$10 | 50 | Exercise of a franchise to operate the rail section of a tunnel |
| Incorporated and operating in Australia | | | | |
| ETSA Utilities Partnership (note 2) | N/A | N/A | 23 | Electricity distribution |
| CKI/HEI Electricity Distribution Pty Limited (note 3) | 810,000,000 ordinary | A\$1 | 23 | Electricity distribution |
| CKI/HEI Electricity Distribution Two Pty Limited (note 4) | 180,000,000 ordinary | A\$1 | 23 | Electricity distribution |
| | 37,188,524,600 ordinary | A\$0.01 | | |
| Incorporated and operating in the United Kingdom | | | | |
| Northern Gas Networks Holdings Limited | 571,670,979 ordinary | £ 1 | 40 | Gas Distribution |
| | 1 Special | £ 1 | | |

PRINCIPAL ASSOCIATES

APPENDIX 2 (Cont'd)

Notes

- 1 The associate is listed on Hong Kong Stock Exchange
- 2 ETSA Utilities Partnership, an unincorporated body, is formed by the following companies

CKI Utilities Development Limited
HEI Utilities Development Limited
CKI Utilities Holdings Limited
CKI/HEI Utilities Distribution Limited
HEI Utilities Holdings Limited

CKI Utilities Development Limited and HEI Utilities Development Limited, both of which are associates of the Group, own 51 per cent interests in ETSA Utilities Partnership

The partnership operates and manages the electricity distribution business in the State of South Australia of Australia
- 3 CKI/HEI Electricity Distribution Pty Limited owns 100 per cent interests in the following companies ("the Powercor Group")

Powercor Proprietary Limited
Powercor Australia Limited Liability Company
Powercor Australia Holdings Pty Limited
Powercor Australia Limited

The Powercor Group operates and manages an electricity distribution business in the State of Victoria of Australia
- 4 CKI/HEI Electricity Distribution Two Pty Limited owns 100 per cent interests in CitiPower I Pty Ltd, which is one of five electricity distributors in the State of Victoria of Australia

PRINCIPAL JOINTLY CONTROLLED ENTITIES

APPENDIX 3

The table below shows the jointly controlled entities as at 31st December, 2007 which, in the opinion of the Directors, principally affected the results or assets of the Group. To give details of all the jointly controlled entities would, in the opinion of the Directors, result in particulars of excessive length.

| Name | Percentage of interest held by the Group | Profit sharing percentage | Principal activities |
|---|--|---------------------------|---|
| Incorporated and operating in Mainland China | | | |
| Guangdong Shantou Bay Bridge Co., Ltd. | 30 | 30 | Operation of Shantou Bay Bridge |
| Guangdong Zhuhai Power Station Co., Ltd. | 45 | 45 | Operation of Zhuhai Power Station |
| Guangdong Shenzhen-Shantou Highway (East) Co., Ltd. | 33.5 | 33.5 | Operation of Shenzhen-Shantou Highway (Eastern Section) |
| Incorporated and operating in Hong Kong | | | |
| Alliance Construction Materials Limited | 50 | 50 | Quarry operation and production and sale of concrete and aggregates |

SCHEDULE OF MAJOR PROPERTIES

APPENDIX 4

| Location | Lot Number | Group's Interest (per cent) | Approximate floor/site area attributable to the Group (sq. m.) | Existing Usage | Lease Term |
|--|------------|-----------------------------|--|----------------|------------|
| 14-18 Tsing Tim Street, Tsing Yi | TYTL 98 | 100 | 3,355 | I | Medium |
| TMTL 201 Tap Shek Kok | TMTL 201 | 100 | 152,855 | I | Medium |
| Certain units of Harbour Centre Tower 2, 8 Hok Cheung Street, Hunghom | KML113 | 100 | 5,528 | C | Medium |

I Industrial C Commercial

C

HONGKONG ELECTRIC HOLDINGS LIMITED
HONG KONG

| | |
|--------------------|---|
| Business | Exclusive generator and distributor of electricity to Hong Kong Island and Lamma Island |
| Installed capacity | 3,756 MW |
| Consumer coverage | 550,000 customers |
| CKI's shareholding | 38.87% |

CITIPOWER PTY LTD.
VICTORIA, AUSTRALIA

| | |
|----------------------------------|--|
| Business | Operates the electricity distribution network in the central business district and inner suburban areas of Melbourne, Victoria |
| Electricity distribution network | 4,013 km |
| Consumer coverage | 300,000 customers |
| CKI's shareholding | 23.07% (another 27.93% held by Hongkong Electric) |

ENVESTRA LIMITED
AUSTRALIA

| | |
|----------------------------------|--|
| Business | Australia's largest distributor of natural gas |
| Natural gas distribution network | 20,000 km |
| Consumer coverage | 1 million customers |
| CKI's shareholding | 16.8% |

STSA UTILITIES
SOUTH AUSTRALIA, AUSTRALIA

| | |
|----------------------------------|--|
| Business | Primary electricity distribution business for the state of South Australia |
| Electricity distribution network | 85,500 km |
| Consumer coverage | 792,000 customers |
| CKI's shareholding | 23.07% (another 27.93% held by Hongkong Electric) |

**NORTHERN GAS NETWORKS LIMITED
THE UNITED KINGDOM**

| | |
|---|--|
| Business | One of the eight major gas distribution networks in the United Kingdom |
| Natural gas distribution network | 36,000 km |
| Consumer coverage | 2.5 million consumers |
| CKI's shareholding | 40% (another 19.9% held by Hongkong Electric) |

**POWERCOR AUSTRALIA LIMITED
VICTORIA, AUSTRALIA**

| | |
|---|--|
| Business | Operates a major electricity distribution network, covering an area of over 150,000 sq km in the state of Victoria |
| Electricity distribution network | 80,000 km |
| Consumer coverage | 673,000 customers |
| CKI's shareholding | 23.07% (another 27.93% held by Hongkong Electric) |

**SPARK INFRASTRUCTURE GROUP
AUSTRALIA**

| | |
|---------------------------|---|
| Business | An infrastructure fund listed in Australia with seed assets being a 49% stake in each of CitiPower, ETSA Utilities and Powercor |
| Manager | CKI owns 50% interest in the management company |
| CKI's shareholding | 8.7% |



**STANLEY POWER INC.
CANADA**

| | |
|----------------------------|---|
| Business | Owns 49.99% share of TransAlta Cogeneration which operates power plants in the provinces of Ontario, Alberta and Saskatchewan in Canada |
| Generation capacity | Six power plants with total gross capacity of 1,362 MW |
| CKI's shareholding | 50% (another 50% held by Hongkong Electric) |

INFRASTRUCTURE INVESTMENTS
ENERGY
FUSHUN COGEN POWER PLANTS
LIAONING, CHINA

| | |
|-----------------------------|---------------------------|
| Location | Fushun, Liaoning Province |
| Generation capacity | 150 MW |
| Joint venture contract date | 1997 |
| Joint venture expiry date | 2017 |
| Total project cost | HK\$690 million |
| CKI's investment | HK\$414 million |
| CKI's interest in JV | 60% |

SIPING COGEN POWER PLANTS
JILIN, CHINA

| | |
|-----------------------------|------------------------|
| Location | Siping, Jilin Province |
| Generation capacity | 200 MW |
| Joint venture contract date | 1997 |
| Joint venture expiry date | 2019 |
| Total project cost | HK\$1,610 million |
| CKI's investment | HK\$725 million |
| CKI's interest in JV | 45% |

ZHUHAI POWER PLANT
GUANGDONG, CHINA

| | |
|-----------------------------|----------------------------|
| Location | Zhuhai, Guangdong Province |
| Generation capacity | 1,400 MW |
| Joint venture contract date | 1995 |
| Joint venture expiry date | 2019 |
| Total project cost | HK\$9,493 million |
| CKI's investment | HK\$1,284 million |
| CKI's interest in JV | 45% |

JINWAN PHASE 1 POWER PLANT
GUANGDONG, CHINA

| | |
|-----------------------------|----------------------------|
| Location | Zhuhai, Guangdong Province |
| Generation capacity | 1,200 MW |
| Joint venture contract date | 2005 |
| Joint venture expiry date | 2035 |
| Total project cost | HK\$5,741 million |
| CKI's investment | HK\$650 million |
| CKI's interest in JV | 45% |

INFRASTRUCTURE INVESTMENTS TRANSPORTATION

CHANGSHA WUJIALING AND WUYILU BRIDGES HUNAN, CHINA

| | |
|-----------------------------|--------------------------|
| Location | Changsha, Hunan Province |
| Road type | Bridge |
| Length | 5 km |
| No. of lanes | Dual two-lane |
| Joint venture contract date | 1997 |
| Joint venture expiry date | 2022 |
| Total project cost | HK\$465 million |
| CKI's investment | HK\$206 million |
| CKI's interest in JV | 44.2% |

JIANGMEN CHAOLIAN BRIDGE GUANGDONG, CHINA

| | |
|-----------------------------|------------------------------|
| Location | Jiangmen, Guangdong Province |
| Road type | Bridge |
| Length | 2 km |
| No. of lanes | Dual two-lane |
| Joint venture contract date | 1997 |
| Joint venture expiry date | 2027 |
| Total project cost | HK\$130 million |
| CKI's investment | HK\$65 million |
| CKI's interest in JV | 50% |

JIANGMEN JIANGSHA HIGHWAY GUANGDONG, CHINA

| | |
|-----------------------------|------------------------------|
| Location | Jiangmen, Guangdong Province |
| Road type | Class 1 highway |
| Length | 21 km |
| No. of lanes | Dual two-lane |
| Joint venture contract date | 1996 |
| Joint venture expiry date | 2026 |
| Total project cost | HK\$207 million |
| CKI's investment | HK\$103 million |
| CKI's interest in JV | 50% |

NATIONAL HIGHWAY 107 (ZHUMADIAN SECTIONS) HENAN, CHINA

| | |
|-----------------------------|---------------------------|
| Location | Zhumadian, Henan Province |
| Road type | Class 2 highway |
| Length | 114 km |
| No. of lanes | Dual two-lane |
| Joint venture contract date | 1997 |
| Joint venture expiry date | 2024 |
| Total project cost | HK\$461 million |
| CKI's investment | HK\$304 million |
| CKI's interest in JV | 66% |

INFRASTRUCTURE INVESTMENTS TRANSPORTATION

PANYU BEIDOU BRIDGE GUANGDONG, CHINA

| | |
|-----------------------------|---------------------------|
| Location | Panyu, Guangdong Province |
| Road type | Bridge |
| Length | 3 km |
| No. of lanes | Dual three-lane |
| Joint venture contract date | 1999 |
| Joint venture expiry date | 2024 |
| Total project cost | HK\$164 million |
| CKI's investment | HK\$66 million |
| CKI's interest in JV | 40% |

SHANTOU BAY BRIDGE GUANGDONG, CHINA

| | |
|-----------------------------|-----------------------------|
| Location | Shantou, Guangdong Province |
| Road type | Bridge |
| Length | 6 km |
| No. of lanes | Dual three-lane |
| Joint venture contract date | 1993 |
| Joint venture expiry date | 2028 |
| Total project cost | HK\$665 million |
| CKI's investment | HK\$200 million |
| CKI's interest in JV | 30% |

SHEN-SHAN HIGHWAY (EASTERN SECTION) GUANGDONG, CHINA

| | |
|-----------------------------|------------------------------------|
| Location | Lufeng/Shantou, Guangdong Province |
| Road type | Expressway |
| Length | 140 km |
| No. of lanes | Dual two-lane |
| Joint venture contract date | 1993 |
| Joint venture expiry date | 2028 |
| Total project cost | HK\$2,619 million |
| CKI's investment | HK\$877 million |
| CKI's interest in JV | 33.5% |

TANGSHAN TANGLE ROAD HEBEI, CHINA

| | |
|-----------------------------|--------------------------|
| Location | Tangshan, Hebei Province |
| Road type | Class 2 highway |
| Length | 100 km |
| No. of lanes | Dual one-lane |
| Joint venture contract date | 1997 |
| Joint venture expiry date | 2019 |
| Total project cost | HK\$187 million |
| CKI's investment | HK\$95 million |
| CKI's interest in JV | 51% |

INFRASTRUCTURE INVESTMENTS

WATER

AQUATOWER PTY LIMITED VICTORIA, AUSTRALIA

| | |
|--------------------|--|
| Business | AquaTower has the exclusive rights until 2027 to provide potable water to four towns in Victoria |
| Consumer coverage | Serves a total population of 25,000 |
| CKI's shareholding | 49% |

CAMBRIDGE WATER PLC CAMBRIDGESHIRE, THE UNITED KINGDOM

| | |
|---------------------------|--|
| Business | Supplies fresh water to an area of 1,175 sq km in South Cambridgeshire |
| Water distribution system | 7 service reservoirs, 10 water towers and 2,200 km of water mains |
| Consumer coverage | Serves a total population of 300,000 |
| CKI's shareholding | 100% |

SOUTHERN WATER GROUP THE UNITED KINGDOM

| | |
|------------------------|---|
| Business | Supplies water and waste water services to the South of England |
| Length of mains/sewers | Water mains 13,568 km Length of sewers 21,455 km |
| Consumer coverage | Served population water – 2.3 million sewerage – 4.3 million |
| CKI's shareholding | 4.75% |

INFRASTRUCTURE RELATED BUSINESS

ALLIANCE CONSTRUCTION MATERIALS LIMITED HONG KONG

Concrete Division

Business Hong Kong's largest concrete producer
Total capacity 4 million cubic meters per annum
CKI's interest 50%

Quarry Division

Business 3 quarries in Hong Kong, 2 quarries in Mainland China
Total capacity (aggregates) 7 million tonnes per annum
CKI's interest 50%

ANDERSON ASPHALT HONG KONG

Business One of Hong Kong's largest asphalt producers, pavement contractors and recyclers
Total capacity Asphalt – 1.0 million tonnes per annum
 Recycling – 0.5 million tonnes per annum
CKI's interest 100%

GREEN ISLAND CEMENT HONG KONG

Business Only integrated cement producer in Hong Kong with about one-third market share
Total capacity Clinker – 1.5 million tonnes per annum
 Cement grinding – 2.5 million tonnes per annum
CKI's interest 100%

INFRASTRUCTURE RELATED BUSINESS

GUANGDONG GITIC GREEN ISLAND CEMENT CO. LTD. GUANGDONG, CHINA

| | |
|----------------|---------------------------|
| Location | Yunfu, Guangdong Province |
| Business | Cement production |
| Total capacity | 800,000 tonnes per annum |
| CKI's interest | 67% |

SIQUIJOR LIMESTONE QUARRY PHILIPPINES

| | |
|----------------|----------------------------|
| Location | Siquijor, Philippines |
| Business | Limestone quarry |
| Total capacity | 2 million tonnes per annum |
| CKI's interest | 40% |

CORPORATE INFORMATION AND KEY DATES

DIRECTORS

Executive Directors

LI Tzar Kuoi, Victor (Chairman)

FOK Kin Ning, Canning (Deputy Chairman)

CHOW WOO Mo Fong, Susan*

Frank John SIXT

TSO Kai Sum

KAM Hing Lam (Group Managing Director)

IP Tak Chuen, Edmond (Deputy Chairman)

Andrew John HUNTER (Chief Operating Officer)

* also alternate to FOK Kin Ning, Canning and Frank John SIXT

Independent Non-executive Directors

CHEONG Ying Chew, Henry

KWOK Eva Lee

SNG Sow-mei alias POON Sow Mei

Colin Stevens RUSSEL

LAN Hong Tsung, David

Alternate Directors

MAN Ka Keung, Simon

(alternate to IP Tak Chuen, Edmond)

Eirene YEUNG

(alternate to KAM Hing Lam)

Non-executive Directors

LEE Pui Ling, Angelina

Barrie COOK

George Colin MAGNUS

AUDIT COMMITTEE

Colin Stevens RUSSEL (Chairman)

CHEONG Ying Chew, Henry

KWOK Eva Lee

SNG Sow-mei alias POON Sow Mei

LAN Hong Tsung, David

REMUNERATION COMMITTEE

LI Tzar Kuoi, Victor (Chairman)

Colin Stevens RUSSEL

CHEONG Ying Chew, Henry

COMPANY SECRETARY

LAW Kai Chung, Edmund

QUALIFIED ACCOUNTANT

CHAN Loi Shun, Dominic

AUTHORISED REPRESENTATIVES

IP Tak Chuen, Edmond

Eirene YEUNG

PRINCIPAL BANKERS

Bank of China (Hong Kong) Limited

Bank of Nova Scotia

Barclays Bank PLC

Bayerische Landesbank

BNP Paribas

Deutsche Bank AG

The Hongkong and Shanghai Banking Corporation Limited

The Royal Bank of Scotland plc

AUDITORS

Deloitte Touche Tohmatsu

LEGAL ADVISERS

Woo, Kwan, Lee & Lo

REGISTERED OFFICE

Clarendon House, Church Street,

Hamilton HM11, Bermuda

PRINCIPAL PLACE OF BUSINESS

12th Floor, Cheung Kong Center,

2 Queen's Road Central, Hong Kong

PRINCIPAL SHARE REGISTRARS AND TRANSFER OFFICE

Butterfield Fund Services (Bermuda) Limited,

Rosebank Centre,

11 Bermudiana Road,

Pembroke HM08,

Bermuda

BRANCH SHARE REGISTRARS AND TRANSFER OFFICE

Computershare Hong Kong Investor Services Limited,

Rooms 1712-1716, 17th Floor, Hopewell Centre,

183 Queen's Road East, Hong Kong

STOCK CODES

Stock Exchange of Hong Kong 1038

Bloomberg 1038 HK

Reuters 1038 HK

WEBSITE

www.cki.com.hk

INVESTOR RELATIONS

For further information about Cheung Kong Infrastructure Holdings Limited, please contact

Ivan CHAN

Cheung Kong Infrastructure Holdings Limited,
12th Floor, Cheung Kong Center,
2 Queen's Road Central,
Hong Kong
Telephone (852) 2122 3986
Facsimile (852) 2501 4550
Email contact@cki.com.hk

KEY DATES

| | |
|--------------------------------|---|
| Annual Results Announcement | 17th March, 2008 |
| Closure of Register of Members | 8th to 15th May, 2008 <i>(both days inclusive)</i> |
| Annual General Meeting | 15th May, 2008 |
| Record Date for Final Dividend | 15th May, 2008 |
| Payment of Final Dividend | 20th May, 2008 |

This annual report 2007 ("Annual Report") is available in both English and Chinese. Shareholders who have received either the English or the Chinese version of the Annual Report may request a copy in the language different from that received by writing to the Company's Branch Share Registrars, Computershare Hong Kong Investor Services Limited at Rooms 1712-1716, 17th Floor, Hopewell Centre, 183 Queen's Road East, Hong Kong.

The Annual Report (in both English and Chinese versions) has been posted on the Company's website at www.ckl.com.hk. Shareholders may at any time choose to change your choice of the language of the Company's corporate communication (including but not limited to annual report, interim report, notice of meeting, circular and proxy form) by notice in writing to the Company's Branch Share Registrars.