




Hope for Tomorrow

Bringing cancer treatment closer to home

MONDAY



A4HDOWMB

A06

05/10/2015

#53

COMPANIES HOUSE

Directors' Report and Financial Statements For the year ended 31 March 2014



Company Registration No : 04538433 (England and Wales)

Registered Charity No: 1094677


HOPE FOR TOMORROW

CONTENTS

	Page
Trustees and advisors	1
Trustees' report	2 - 9
Independent auditor's report	10 - 11
Statement of financial activities	12
Balance sheet	13 - 14
Notes to the financial statements	15 - 23

Welcome from Christine Mills MBE, Founder and Trustee

Once again it is my pleasure to present the following Trustees' Report and Financial Statements for the year ending 31st March 2014. Hope for Tomorrow now has seven Mobile Chemotherapy Units (MCUs) operational with the eighth unit of North Wiltshire set for September 2014. This brings a little more reality to my dream of having a Mobile Chemotherapy Unit operating in every county. The aim is not only to extend the service nationally, where it is needed most, but to work with our partners in each NHS Trust to maximise the use and benefit that the Mobile Chemotherapy Unit provides. Each of our Units is very personal to us, being named after a loved one, and the continued support for our existing fleet as well as the enthusiasm for the new ones means we can continue to forge ahead. Myself and the team look forward to the challenges for the charity in the coming year, with the treatment and benefits for the patients always at the forefront of our minds.

signature 

Statement from Lord MacLaurin, Chairman of Trustees

The year ending 31st March 2014 has been a year of continued growth. The charity has been reshaping and has looked at how to best serve the existing fleet as well as planning for the launch of further units. The quality of the Mobile Chemotherapy service is utmost importance to Hope for Tomorrow and therefore it is encouraging to see the patient feedback and operational results continuing to be incredibly positive. With this in mind I would like to acknowledge our NHS partners who are committed to the delivery of this service.

The continued growth of the charity is due to the commitment of the team at Hope for Tomorrow and their engagement with our growing family of supporters, a sincere thank you to each one. To my fellow Trustees, Directors, and Patrons, who give their time freely, thank you for your support, expertise and guidance.

Finally the Trustees would like to thank our team of volunteers, fundraisers, community champions, professional advisers, and volunteer drivers who continue to support our work.

signature



HOPE FOR TOMORROW
TRUSTEES AND ADVISORS
FOR THE YEAR ENDED 31 MARCH 2014

Trustees and directors	Lord MacLaurin DL (Chairman) Sir J M Horn-Smith Mrs C A Mills MBE (Founder) Dr S Elyan MB FRCP FRCR P T Barnard E Langston J Wearing P R Williams
Company secretary	E Langston
Company registration number	04538433 (England and Wales)
Registered charity number	01094677
Registered office	Upton Lodge Upton Tetbury Gloucestershire GL8 8LP
Independent auditors	Saffery Champness St Catherine's Court Berkeley Place Clifton Bristol BS8 1BQ
Bankers	Coutts & Co 440 Strand London WC2R 0QS
Lawyers	Harrison Clark Rickerbys Ellenborough House Wellington St Cheltenham Gloucestershire GL50 1YD

HOPE FOR TOMORROW

REPORT OF THE TRUSTEES

FOR THE YEAR ENDED 31 MARCH 2014

The trustees, who are also directors of the charity for the purposes of the Companies Act, present their report along with the financial statements of the charity for the year ended 31 March 2014. The financial statements have been prepared in accordance with the accounting policies set out in note 1 to the accounts and comply with the charity's trust deed, the Charities Act 2011 and the Statement of Recommended Practice 'Accounting and Reporting by Charities' 2005.

Status and administration

Hope for Tomorrow is a registered charity and a company limited by guarantee. The maximum liability of each member is limited to one pound. At 31 March 2014 the company had eight members. Hope for Tomorrow is governed by its Memorandum and Articles of Association.

Auditors

Saffery Champness have expressed their willingness to remain in office as auditors of the company.

Directors and trustees

The directors and trustees during the year under review are shown on page 1 and all the directors, being eligible, offer themselves for election at the Annual General Meeting.

Statement of trustees' responsibilities

The trustees (who are also directors of Hope for Tomorrow for the purposes of company law) are responsible for preparing the Trustees' Report and the financial statements in accordance with applicable law and United Kingdom Accounting Standards (United Kingdom Generally Accepted Accounting Practice).

Company law requires the trustees to prepare financial statements for each financial year which give a true and fair view of the state of affairs of the charitable company and of the incoming resources and application of resources, including the income and expenditure, of the charitable company for that period. In preparing those financial statements, the trustees are required to:

- select suitable accounting policies and then apply them consistently;
- observe the methods and principles in the Charities SORP,
- make judgements and estimates that are reasonable and prudent,
- state whether applicable accounting standards have been followed, subject to any material departures disclosed and explained in the financial statements,
- prepare the financial statements on the going concern basis unless it is inappropriate to presume that the Charity will continue in business.

The trustees are responsible for keeping proper accounting records which disclose with reasonable accuracy at any time the financial position of the charitable company and enable them to ensure that the financial statements comply with the Companies Act 2006. They are also responsible for safeguarding the assets of the charitable company and hence for taking reasonable steps for the prevention and detection of fraud and other irregularities.

In so far as the trustees are aware:

- there is no relevant audit information of which the charitable company's auditor is unaware,
- and the trustees have taken all steps that they ought to have taken to make themselves aware of any relevant audit information and to establish that the auditor is aware of that information.

HOPE FOR TOMORROW

REPORT OF THE TRUSTEES

FOR THE YEAR ENDED 31 MARCH 2014

Objectives

Hope for Tomorrow was founded by Christine Mills in 2003 after she lost her husband David to cancer. One of the many stresses the couple endured was travelling from their home to the nearest Oncology Centre – a journey of nearly 60 miles.

Christine wanted the charity to focus in a practical way, to alleviate the additional anxieties of travelling. She met Dr Sean Elyan, Consultant Oncologist and Medical Director of the Gloucestershire Hospitals NHS Foundation Trust and discovered that he had a vision to bring chemotherapy closer to the patient.

This inspired her to make the dream into a reality and in 2007 the charity raised funds to build and launch the world's first Mobile Chemotherapy Unit. In a unique partnership the charity owns and maintains the vehicles and they are operated by the local NHS Foundation Trust or major Oncology Centre.



Hope for Tomorrow aim to deliver **QUALITY** of treatment, which is **LOCALLY** available, with **DIGNITY** for patients during their chemotherapy treatment, to give **HOPE FOR TOMORROW**

HOPE FOR TOMORROW

REPORT OF THE TRUSTEES

FOR THE YEAR ENDED 31 MARCH 2014

Review of achievements for 2014

The Statement of Financial Activities for the year is set out on page 12 of the financial statements. A summary of the financial results and the work of the charity is set out below.

At 31 March 2014 the charity has launched seven MCU's expanding out of the South West to further achieve its aim of national reach. The charity continues to work closely with its NHS Partners to monitor progress and share best practice.



The Hope for Tomorrow units operate in the following areas:

- **Gloucestershire Unit 'Helen'** operated by Gloucestershire Hospitals NHS Foundation Trust since 2007
- **Somerset Unit 'Bumble'** operated by Taunton and Somerset NHS Foundation Trust since 2010
- **Wiltshire Unit 'Kayleigh'** was launched in Spring 2012 and operated by both Salisbury District Hospitals NHS Foundation Trust and Swindon Great Western Hospital Foundation Trust
- **Hampshire Unit 'Amy'** launched in Summer 2012 and operated by Hampshire Hospitals NHS Foundation Trust
- **Kent Unit 'Caron'** launched in Autumn 2013 and operated by East Kent Hospitals University NHS Foundation Trust
- **Berkshire Unit 'Teddy'**, launched in Winter 2013 and operated by Royal Berkshire NHS Foundation Trust
- **Lincolnshire Unit 'Elaine'**, launched in Spring 2014 and operated by United Lincolnshire Hospitals NHS Trust

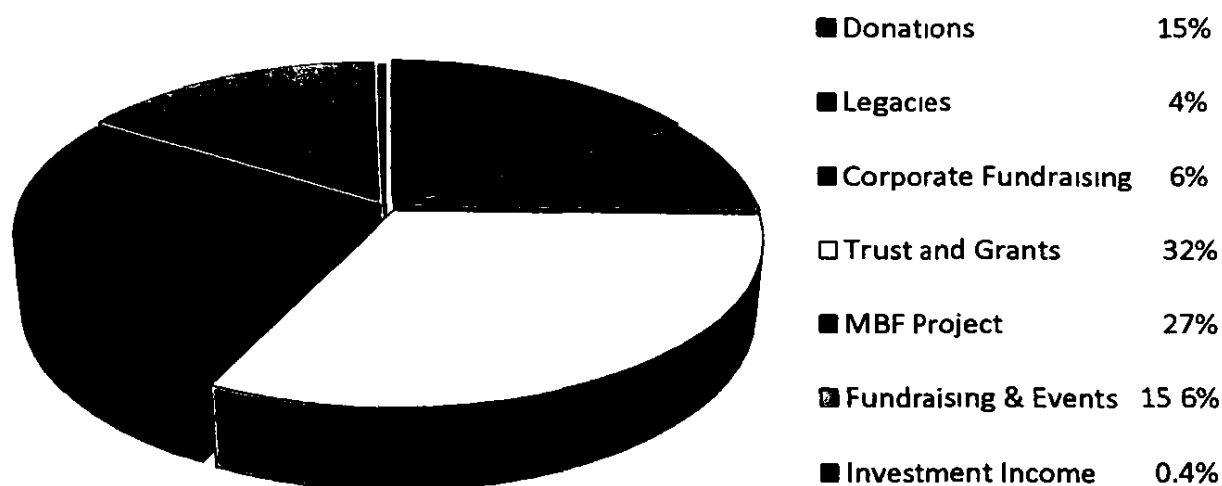
In the financial year we celebrated being able to introduce three units: Berkshire, Kent and Lincolnshire, as above. Since the financial year end the trustees are delighted to report that the next unit has a launch date in September 2014 and will operate in North Wiltshire (details on our website (www.hopefortomorrow.org.uk)).

Mobile Chemotherapy Units can travel throughout their counties of operation to set locations and have the capacity to deliver 2000 treatments per year.

Patients continue to provide the charity with wonderful feedback about their treatment on a MCU whilst outlining the positive difference being able to use a MCU makes to their lives.

How we raised our

Income 2013/14



Donations £160k – unsolicited donations from individual members of the public and from groups / associations / clubs. Including funds raised by individuals who do sponsored challenges or holding events in their local community. These supporters make a huge difference to the charity in the communities we operate in, and counties we hope to operate in, in the future. It also includes donated services, Hope for Tomorrow is extremely grateful for services and facilities donated.

Legacies £36k – we are extremely grateful to all who have remembered Hope for Tomorrow in their will as it is a valuable source of income for the Charity.

Corporate Fundraising £60k – corporate sponsorship or corporate donations, including corporate partnerships where staff and company fundraising both promotes our Charity and the income is vital to our work.

Trusts and Grants £323k – donations from charitable trusts and foundations are very important and key relationships for the charity. None of the income has come from government grants in 2013/2014.


Mark Benevolent Fund (MBF) Project £272k – this project was launched in this financial year with the charity receiving a generous grant to fund capital elements of a new MCU, with further funding for additional units to follow over the next few years. We are grateful for this tremendous support in the aims of the Charity.

Fundraising Events £159k – our charity events, a crucial source of income. They bring the collaboration of our supporters, funders and volunteers - all working to promote the services of the Charity.

The Charity is pleased to report an increase in income of 40% percent compared to 15% last financial year. There is a continuing emphasis on looking at the spread of our fundraising activities and working with local communities as we expand the Charity's support. We strive to work closely with our donors, fundraisers, grant funders and corporate partners.

How we managed the

Expenditure 2013/14



The charity had a growth year in 2013/14, as well as increasing the fundraised income by almost 49% the charity was able to keep the balance of increasing its charitable expenditure whilst reducing the costs of generating funds from 39% to 34%. Hope for Tomorrow is committed to expanding operations but does so whilst continuing to manage its administration costs.

In 2013/14 Hope for Tomorrow again spent only 4% of its costs on governance and governance support costs thereby 96p in the £1 was spent on charitable activities and generating funds.

The Charity now employs 5 full time equivalent staff compared with 4 in 2012/13. This increase is due to the expansion of the charity, additional chemotherapy units and the pursuance of new funding opportunities. We have reviewed contracts with our major suppliers and continue to upgrade software to support administration as well as donor communication. The development of our website and the links to other social media has proven very valuable this financial year.

Future developments

Mobile Chemotherapy Units 9 and 10 are being constructed with the chassis funded in financial year 2013/2014. The charity is working closely with NHS Trusts in a number of locations to allocate Unit 9 during 2014/2015 and Unit 10 thereafter. It is planned that build for the next two will take place over the winter.

Recognition of the impact of the service and positive feedback from patients has increased the number of NHS trusts interested in taking on the operation of Mobile Chemotherapy Units. The continued successful fundraising has brought about stability in the charity with a recognition of the need to be proactive in engaging our NHS partners. Hope for Tomorrow has had a successful year and is focused on having a closer relationship with our NHS partnerships as well as engaging new Trusts. This assists the charity in its Unit build, cash flow, servicing and the future plans for the introduction of new units. This expansion programme is keen to reach areas where need is greatest.

HOPE FOR TOMORROW

REPORT OF THE TRUSTEES

FOR THE YEAR ENDED 31 MARCH 2014

Future developments (continued)

The Charity has purchased chassis for units 11 and 12 and is reviewing the best purchase point and price for the next builds

In this coming year we anticipate that each of our Mobile Chemotherapy Units will give around 2,000 treatments and they will save 80,000 miles of travel for patients and carers

The measurement and impact of the Charity's service is an important aspect and Hope for Tomorrow works closely with the NHS to obtain treatment numbers and most importantly, patient feedback

Since the year end the Charity is delighted to welcome three new patrons Ross Brawn OBE, English former motorsport engineer and Formula One team principal, Martin Brundle, former British racing driver and commentator for Sky television; Geoffrey Bray, founder of FIAG (Fleet Industry Advisory Group) and long term Hope for Tomorrow supporter

Governance

The objectives of the charity included within the articles of association are:-

"The relief of persons suffering from cancer and their families and dependants, and the advancement, study and treatment of cancer "

The Board of Trustees is responsible for the overall governance of the Charity The Board meets regularly (usually 4 times per year) to consider, determine and review Hope for Tomorrow's progress and strategies. The financial sub-committee continues to meet pre board meetings to discuss results in detail, make recommendations and provide information to the Board The delegated authority over management and operational matters is with Christine Mills, Founder and Director, who reports to the Chairman of the Board Each year the Board discusses the governance and recruitment of new Trustees/Patrons to ensure there is continuity and expertise relevant to the objectives of the Charity Hope for Tomorrow is also grateful for the support of its Patrons, finance and legal professionals, and fleet industry experts who the Board can consult on specific points as necessary

Risk management

During the year the trustees monitored the major risks to which the charity is exposed and concluded the principal risks in terms of likelihood and gravity of effect on the charity's activities are:-

- 1 Reputational Risk – e g the failure of a Mobile Chemotherapy Unit to operate to the plan agreed with a NHS Trust
- 2 Operational Risk – e g the malfunction of a Mobile Chemotherapy Unit.
- 3 Financial and Fundraising Risk – e g the charity is unable to match funding with planned expenditure

The charity is in the process of setting up a risk register which will formalise the monitoring process of the risks which may affect governance or operation. This will enhance the charity's ability to take appropriate controlling action at as early a stage as practicable. The trustees have considered the risk factors and have reshaped the charity to ensure key elements are covered. Risk factors have been considered in assessing the appropriateness of preparing the accounts on a going concern basis and the trustees feel satisfied by this review

HOPE FOR TOMORROW

REPORT OF THE TRUSTEES

FOR THE YEAR ENDED 31 MARCH 2014

Reserves policy

At the end of the financial year the Charity reserves of £340k after making allowances for restricted funds, assets (note 12 in accounts) and capital commitments contracted for (note 14). After taking account of authorised capital commitments which are not contracted for, as at 31st of March 2014 the charity has free reserves of £145k which covers more than 8 months of operating costs. It is the policy of the charity to maintain such unrestricted funds at an adequate level, and recognises that the benchmark for many charities is for free reserves to cover 9 months of operational expenses. The Trustees ensure that the Charity's reserves are maintained at an adequate level throughout the year.

Investment policy

During the financial year the trustees found that a savings deposit account met the charity's requirements and agreed that the situation would be monitored. The finance subcommittee reviewed the interest and the banking of the Charity and felt the Charity was now at a stage in its development to have a savings account and consider a managed fund (balanced portfolio) for part of its funds. This policy was adopted at the Trustee meeting in February 2014 to be actioned when unrestricted fund balances permitted.

Public benefit

Benefits to patients and their carers include shorter travel times and therefore reduced fuel emissions and costs, significantly reduced waiting times, an easier journey to treatment as they will not be entering large towns or cities and a more positive relaxed atmosphere in which to receive treatment.

The statement below is taken from research by University of the West of England called Chemotherapy Closer to Home - Patients' Perspectives of Receiving Chemotherapy in Outpatients' Clinic and/or a Unique Mobile Chemotherapy Unit.

"Most people receiving chemotherapy report their lives revolve around treatment and they struggle to maintain any semblance of normality during this stressful time. They experience uncertainty, transitoriness and loss of control. Chemotherapy delivery closer to home assists people with cancer to regain some control and normalcy during their treatment period. Several recent Department of Health documents (DH, 2010a, DH, 2010b; DH, 2010d, DH, 2011) support service innovation that improves access to local services and chemotherapy closer to home.

Participants who had their treatment on the MCU were able to compare their experiences with those of an Outpatients' Clinic. They reported key differences such as the MCU being very much closer to their home so that they were able to drive themselves without anxiety about being ill on the way home. This freed up time spent by partners/spouses driving and accompanying the person to have treatment in Cheltenham. Benefits were described in terms of a significant decrease in time and distance. There was never any difficulty parking in community hospitals. The MCU was perceived to be a much less stressful, sociable option to the clinic. Most importantly participants' quality of life was improved because they did not have to wait hours for their treatment. Participants said that they were more likely to ask questions of the nurses on the MCU because they had more one to one time with nurses. They 'enjoyed' time spent with other people receiving chemotherapy and talking to the driver. They did not have reservations about the service being nurse-led or about dignity/privacy, cleanliness or safety issues."

HOPE FOR TOMORROW

REPORT OF THE TRUSTEES FOR THE YEAR ENDED 31 MARCH 2014

This report has been prepared in accordance with the special provisions of the Part 15 of the Companies Act 2006 relating to small companies.

By order of the Board



E Langston
Secretary

HOPE FOR TOMORROW

INDEPENDENT AUDITORS' REPORT TO THE MEMBERS FOR THE YEAR ENDED 31 MARCH 2014

We have audited the financial statements of Hope for Tomorrow for the year ended 31 March 2014 set out on pages 12 to 24. The financial reporting framework that has been applied in their preparation is applicable law and United Kingdom Accounting Standards (United Kingdom Generally Accepted Accounting Practice) and the requirements of the Financial Reporting Standard for Smaller Entities (effective April 2008).

This report is made solely to the company's members, as a body, in accordance with Chapter 3 of Part 16 of the Companies Act 2006. Our audit work has been undertaken so that we might state to the company's members those matters we are required to state to them in an auditors' report and for no other purpose. To the fullest extent permitted by law, we do not accept or assume responsibility to anyone other than the company and the company's members as a body, for our audit work, for this report, or for the opinions we have formed.

Respective responsibilities of trustees and auditors

As explained more fully in the Trustees' Responsibilities Statement, the trustees (who are also the directors of the company for the purposes of company law) are responsible for the preparation of the financial statements and for being satisfied that they give a true and fair view.

Our responsibility is to audit and express an opinion on the financial statements in accordance with applicable law and International Standards on Auditing (UK and Ireland). Those standards require us to comply with the Auditing Practices Board's Ethical Standards for Auditors.

Scope of the audit of the financial statements

An audit involves obtaining evidence about the amounts and disclosures in the financial statements sufficient to give reasonable assurance that the financial statements are free from material misstatement, whether caused by fraud or error. This includes an assessment of whether the accounting policies are appropriate to the charity's circumstances and have been consistently applied and adequately disclosed, the reasonableness of significant accounting estimates made by the trustees, and the overall presentation of the financial statements. In addition, we read all the financial and non-financial information in the Report of the Trustees to identify material inconsistencies with the audited financial statements and to identify any information that is apparently materially incorrect based on, or materially inconsistent with, the knowledge acquired by us in the course of performing the audit. If we become aware of any apparent material misstatements or inconsistencies we consider the implications for our report.

Opinion on financial statements

In our opinion the financial statements:

- give a true and fair view of the charity's state of affairs as at 31 March 2014 and of its incoming resources and application of resources, including its income and expenditure, for the year then ended;
- have been properly prepared in accordance with United Kingdom Generally Accepted Accounting Practice applicable to Smaller Entities; and
- have been prepared in accordance with the Companies Act 2006.

Opinion on other matter prescribed by the Companies Act 2006

In our opinion the information given in the Trustees' Annual Report for the financial year for which the financial statements are prepared is consistent with the financial statements.

HOPE FOR TOMORROW

INDEPENDENT AUDITORS' REPORT TO THE MEMBERS FOR THE YEAR ENDED 31 MARCH 2014

Matters on which we are required to report by exception

We have nothing to report in respect of the following matters where the Companies Act 2006 requires us to report to you if, in our opinion:

- adequate accounting records have not been kept, or returns adequate for our audit have not been received from branches not visited by us, or
- the financial statements are not in agreement with the accounting records and returns, or
- certain disclosures of trustees' remuneration specified by law are not made, or
- we have not received all the information and explanations we require for our audit
- the trustees were not entitled to prepare the financial statements and the Trustees' Annual Report in accordance with the small companies' regime and take advantage of the small companies exemption in preparing the Trustees' Annual Report

Saffery Champness 8/10/14

Michael Strong (Senior Statutory Auditor)
For and on behalf of

Saffery Champness
Chartered Accountants
Statutory Auditors

Bristol
St Catherine's Court
Berkeley Place
Clifton
Bristol
BS8 1BQ

HOPE FOR TOMORROW

STATEMENT OF FINANCIAL ACTIVITIES (INCLUDING SUMMARY INCOME AND EXPENDITURE ACCOUNT) AT 31 MARCH 2014

				2014	2013
	Notes	Unrestricted Funds	Restricted Funds	Total Funds	Total Funds
		£	£	£	£
Incoming resources					
<i>Incoming resources from generated funds:</i>					
Donations	2	234,562	22,061	256,623	460,205
Investment income	3	3,793	-	3,793	6,035
Fundraising activities	4	146,656	12,897	159,553	96,137
Trust and Grant income	5	35,800	559,485	595,285	163,955
Total incoming resources		420,811	594,443	1,015,254	726,332
Resources expended					
Costs of generating funds		161,448	-	161,448	159,485
Charitable activities		146,885	145,182	292,067	238,467
Governance costs		18,760	-	18,760	14,925
Total resources expended	6	327,093	145,182	472,275	412,877
Net incoming resources before transfers		93,718	449,261	542,979	313,455
Gross transfers between funds	11	(32,281)	32,281	-	-
Net movement of funds		61,437	481,542	542,979	313,455
Reconciliation of funds					
Total funds brought forward	11	621,525	584,431	1,205,956	892,501
At 31 March 2014	11	682,962	1,065,973	1,748,935	1,205,956

The statement of financial activities includes all gains and losses recognised in the year

All incoming resources and resources expended derive from continuing operations.

HOPE FOR TOMORROW

BALANCE SHEET AT 31 MARCH 2014

	Notes	2014 £	2013 £
Fixed assets			
Tangible fixed assets	8	1,059,460	769,617
Current assets			
Debtors	9	17,682	91,892
Cash in bank		702,090	641,087
		<u>719,772</u>	<u>732,979</u>
Current liabilities			
Creditors	10	30,297	296,640
Net current assets		<u>689,475</u>	<u>436,339</u>
Net assets	12	<u>1,748,935</u>	<u>1,205,956</u>
Funds			
Restricted Funds	11	1,065,973	584,431
Unrestricted Fund	11	682,962	621,525
Total funds	12	<u>1,748,935</u>	<u>1,205,956</u>

HOPE FOR TOMORROW

**BALANCE SHEET (continued)
AT 31 MARCH 2014**

These financial statements have been prepared in accordance with the provisions applicable to companies subject to the small companies' regime within Part 15 of the Companies Act 2006 and with the Financial Reporting Standard for Smaller Entities (effective April 2008)

The notes on pages 15 to 23 form part of these financial statements.

Approved by the Board for issue on . 4/10/14 .



Lord MacLaurin
Director



Mr E Langston
Director

Company Registration No. 04538433

1 Accounting policies

1.1 Accounting convention

The financial statements have been prepared under the historical cost convention and in accordance with the Financial Reporting Standard for Smaller Entities (effective April 2008)

The financial statements have been prepared in accordance with the Statement of Recommended Practice "Accounting and Reporting by Charities", issued in March 2005, and applicable accounting standards

1.2 Company status

The charity is a company limited by guarantee. The members of the company are the trustees named on page 1. In the event of the company being wound up, the liability in respect of the guarantee is limited to £1 per member of the charity.

1.3 Incoming resources

All incoming resources are included in the Statement of Financial Activities when the charity is legally entitled to the income and the amount can be quantified with reasonable accuracy.

1.4 Resources expended

All expenditure is accounted for on an accruals basis and has been classified under headings that aggregate all costs related to the category. Where costs cannot be directly attributed to particular headings they have been allocated to activities on a basis consistent with use of the resources.

Cost of generating funds are those costs incurred in seeking voluntary contributions and do not include the costs of disseminating information in support of the charitable activities.

Charitable activities are those costs incurred by the charity in the delivery of its activities and services for its beneficiaries.

Governance costs include those costs associated with meeting the constitutional and statutory requirements of the charity and include the accountancy fees and costs linked to the strategic management of the charity.

1.5 Funds accounting

Unrestricted funds are available for use at the discretion of the trustees in furtherance of the general objectives of the charity.

Restricted funds are subjected to restrictions on their expenditure imposed by the donor or through the terms of an appeal.

**NOTES TO THE FINANCIAL STATEMENTS
FOR THE YEAR ENDED 31 MARCH 2014**

1 6 Fixed Assets and Depreciation

Tangible fixed assets are stated at cost less accumulated depreciation. Depreciation is provided at rates calculated to write off the cost of each asset over its expected useful life, as follows:

Mobile Chemotherapy Units	10% to 33% straight line
Nurses Support Vehicles (NSVs)	25% straight line
Mobile Chemotherapy Units Equipment	33% straight line
Office Equipment & Website	33% straight line
Assets under course of construction	Nil

2 Donations

	2014	2013
	£	£
Community fundraising	122,508	225,271
Legacies	36,252	-
Corporate fundraising	60,488	211,857
Major donations	14,988	3,880
Donated services	8,600	15,000
Gift Aid	13,787	4,197
	<u>256,623</u>	<u>460,205</u>

3 Investment income

	2014	2013
	£	£
Bank interest	3,793	6,035
	<u>3,793</u>	<u>6,035</u>

4 Fundraising activities

	2014	2013
	£	£
Product sales	1,495	1,682
Events	133,661	86,055
Sponsorship	11,500	8,400
Big Give	12,897	-
	<u>159,553</u>	<u>96,137</u>

5 Grants and Donations

Grants and donations totalling £595,285 (2013 £163,955) were received from the following Charitable Trusts and Foundations

British Humane Association

Derek Butler Trust

The Dischma Charitable Trust

D G Albright Charitable Trust

E F and M G Hall Charitable Trust

The Englefield Charitable Trust

Fyshe Charitable Trust

The Geoff and Fiona Squire Foundation

Gordon Gray Trust

The Caron Keating Foundation

The Mark Benevolent Fund

R G Hills Charitable Trust

The Robson Charitable Trust

Samuel William Farmer Trust

Schroder Charity Trust

St James's Place Foundation

The Summerfield Charitable Trust

Taunton and Somerset NHS Foundation Trust

Thomas Roberts Trust

Woodroffe Benton Foundation

Zurich Community Trust

**NOTES TO THE FINANCIAL STATEMENTS
FOR THE YEAR ENDED 31 MARCH 2014**

6 Total resources expended

	Staff costs £	Other direct costs £	2014 £	2013 £
<i>Cost of generating funds</i>				
Staff costs	72,477	-	72,477	101,410
Event costs	-	77,023	77,023	51,099
Promotional goods	-	6,568	6,568	1,536
Merchandise & product costs	-	3,341	3,341	1,523
Advertising	-	3,120	3,120	342
Insurance	-	2,228	2,228	1,949
VAT reclamation		(7,190)	(7,190)	-
General costs	-	3,881	3,881	1,626
	<u>72,477</u>	<u>88,971</u>	<u>161,448</u>	<u>159,485</u>
<i>Charitable activities</i>				
Staff costs	45,334	-	45,334	26,332
Software & IT costs	-	20,144	20,144	19,653
Pagers	-	408	408	498
Mobile chemotherapy unit	-	29,320	29,320	27,328
Nurses support vehicles	-	1,178	1,178	507
Travelling	-	11,187	11,187	8,902
Motor vehicle expenses	-	2,780	2,780	5,364
Premises expenses	-	2,315	2,315	3,872
Printing, postage, stationery	-	10,879	10,879	14,576
Design work	-	5,000	5,000	15,000
Office costs and utilities	-	20,844	20,844	17,954
Legal fees	-	4,413	4,413	2,100
Bank charges	-	1,531	1,531	173
General expenses	-	96	96	618
Office operations costs	-	5,148	5,148	4,961
Depreciation	-	131,490	131,490	90,629
	<u>45,334</u>	<u>246,733</u>	<u>292,067</u>	<u>268,457</u>

**NOTES TO THE FINANCIAL STATEMENTS
FOR THE YEAR ENDED 31 MARCH 2014**

6 Total resources expended (continued)

	Staff costs £	Other direct costs £	2014 £	2013 £
<i>Governance costs</i>				
Admin & management	3,320	786	4,106	1,380
Accountancy	6,740	-	6,740	2,205
Auditors remuneration	-	7,914	7,914	11,340
Total	10,060	8,700	18,760	14,925

7 Transactions with Trustees

No remuneration or reimbursement of expenses was paid to any of the Trustees, with the exception of Mrs C Mills, who has received reimbursement of expenses incurred in conducting the charitable activities. Further details are provided in note 15.

HOPE FOR TOMORROW

NOTES TO THE FINANCIAL STATEMENTS
FOR THE YEAR ENDED 31 MARCH 2014

8 Fixed Assets

	Mobile Chemotherapy Units Equipment	Mobile Chemotherapy Units and Nurses Support Vehicles	Units Under Construction	Office Equipment & Website	Total
	£	£	£	£	£
Cost					
As at 1 April 2013	16,684	873,194	59,932	25,895	975,705
Transfers	-	59,932	(59,932)	-	-
Additions	2,579	265,155	144,099	9,500	421,333
As at 31 March 2014	19,263	1,198,281	144,099	35,395	1,397,038
Depreciation					
As at 1 April 2013	7,932	184,788	-	13,368	206,088
Charge for the year	4,292	119,373	-	7,825	131,490
As at 31 March 2014	12,224	304,161	-	21,193	337,578
Net book value					
As at 31 March 2014	7,039	894,120	144,099	14,202	1,059,460
As at 31 March 2013	8,752	688,406	59,932	12,527	769,617

9 Debtors

	2014 £	2013 £
Accrued income	16,121	84,404
Prepayments	1,561	7,488
	17,682	91,892

HOPE FOR TOMORROW

NOTES TO THE FINANCIAL STATEMENTS FOR THE YEAR ENDED 31 MARCH 2014

10 Creditors: amounts falling due within one year

	2014 £	2013 £
Trade creditors	16,667	1,520
Art to Give Limited	-	21,509
Taxation and social security	2,568	-
Accruals and deferred income	11,062	273,611
	<u>30,297</u>	<u>296,640</u>

11 Analysis of charitable funds

	Balance at 1 April 2013 £	Incoming resources £	Resources expended £	Transferred funds £	Balance at 31 March 2014 £
<u>Unrestricted funds</u>					
General funds	<u>621,525</u>	<u>420,811</u>	<u>(327,093)</u>	<u>(32,281)</u>	<u>682,962</u>
<u>Restricted funds</u>					
Gloucester MCU	-	14,927	(14,944)	17	-
Somerset MCU	-	1,410	(25,382)	23,972	-
Wiltshire MCU	148,784	11,193	(29,602)	-	130,375
Hampshire MCU	240,975	11,426	(24,497)	-	227,904
East Kent MCU	193,672	8,590	(17,710)	-	184,552
Berkshire MCU	1,000	261,000	(14,887)	-	247,113
Lincolnshire MCU	-	272,500	(9,368)	-	263,132
Southampton NSV	-	500	(864)	364	-
Future Units	-	-	(7,928)	7,928	-
Caremiles	-	12,897	-	-	12,897
	<u>584,431</u>	<u>594,443</u>	<u>(145,182)</u>	<u>32,281</u>	<u>1,065,973</u>

MCU's are capitalised and therefore depreciation is charged to the restricted fund annually

Funds are restricted depending on the intentions of the donor to vehicles within a specific geographical area or specific project. Caremiles is a new project started in 2013/14, where donations have been received, restricted for the ongoing maintenance of the fleet. The transfer of funds represents costs that exceed the Restricted Fund for that geographical area or project.

HOPE FOR TOMORROW

NOTES TO THE FINANCIAL STATEMENTS FOR THE YEAR ENDED 31 MARCH 2014

12 Analysis of net assets between funds

	Restricted funds £	Unrestricted funds £	Total funds £
Tangible fixed assets	810,231	249,229	1,059,460
Debtors	816	16,866	17,682
Cash at bank	267,988	434,102	702,090
Creditors	(13,062)	(17,235)	(30,297)
	<u>1,065,973</u>	<u>682,962</u>	<u>1,748,935</u>

Included in the unrestricted cash at bank are funds for capital commitments

Tangible fixed assets per fund	Restricted funds £	Unrestricted funds £	Total funds £
Gloucester MCU	-	28,718	28,718
Somerset MCU	-	65,348	65,348
Wiltshire MCU	114,466	-	114,466
Hampshire MCU	112,345	-	112,345
Berkshire MCU	139,886	-	139,886
East Kent MCU	139,886	-	139,886
Linconshire MCU	156,066	-	156,066
Southampton Project	9,535	-	9,535
Future MCU's	138,047	140,962	279,009
General	-	14,201	14,201
	<u>810,231</u>	<u>249,229</u>	<u>1,059,460</u>

NOTES TO THE FINANCIAL STATEMENTS
FOR THE YEAR ENDED 31 MARCH 2014**13 Financial commitments**

As at the 31 of March the Charitable Company was committed to making the following payments under contract

	2014	2013
	£	£
Service contracts which expire:		
Within one year	2,856	7,486
Within 2 to 5 years	4,896	10,994
	<u> </u>	<u> </u>

14 Capital commitments

At 31 March 2014 the company had capital commitments as follows.

	2014	2013
	£	£
Contracted for but not provided in the financial statements	94,098	143,900
Authorised but not contracted for	194,930	93,988
	<u> </u>	<u> </u>
	<u>289,028</u>	<u>237,888</u>

15 Related party transactions

Mrs C Mills, a Trustee, received £20,400 (2013 £17,400) in respect of rent and other running costs associated with the office and £4,634 (2013 £6,298) in respect of reimbursed expenses incurred in undertaking the charitable activities. At the year end, Mrs C Mills was owed £517 (2013: £792).