


Registered number: 03985788

**MANAGING AGENCY PARTNERS HOLDINGS LIMITED**

**ANNUAL REPORT AND FINANCIAL STATEMENTS  
FOR THE YEAR ENDED 31 DECEMBER 2016**



---

**MANAGING AGENCY PARTNERS HOLDINGS LIMITED**

---

---

**COMPANY INFORMATION**

---

<b>Directors</b>	A G P Hobrow A Kong D E S Shipley R K Trubshaw
<b>Company secretary</b>	P Langridge
<b>Registered number</b>	03985788
<b>Registered office</b>	Fitzwilliam House 10 St. Mary Axe London EC3A 8EN
<b>Independent auditor</b>	Mazars LLP Tower Bridge House St Katharine's Way London E1W 1DD

---

**MANAGING AGENCY PARTNERS HOLDINGS LIMITED**

---

---

**CONTENTS**

---

	Page
<b>Strategic Report</b>	1 - 3
<b>Directors' Report</b>	4 - 5
<b>Independent Auditor's Report</b>	6 - 7
<b>Statement of Comprehensive Income</b>	8
<b>Statement of Financial Position</b>	9
<b>Statement of Changes in Equity</b>	10 - 11
<b>Notes to the Financial Statements</b>	12 - 17

---

**MANAGING AGENCY PARTNERS HOLDINGS LIMITED**

---

---

**STRATEGIC REPORT  
FOR THE YEAR ENDED 31 DECEMBER 2016**

---

**INTRODUCTION**

All financial statements prepared on or after the 31 December 2013 are required by The Companies Act 2006 (Strategic Report and Directors Report) Regulations 2013 to present a Strategic Report prepared by the board of directors. The Strategic Report covers the business review, principal risks and uncertainties, and financial key performance indicators.

**BUSINESS REVIEW**

The principal activity of the Company is that of a holding company for a managing agent at Lloyd's of London, named Managing Agency Partners Ltd ("MAP"). The syndicates under management by MAP are Syndicates 2791 and 6103. Syndicate 6103 is a special purpose reinsurance syndicate hosted by Syndicate 2791.

The Company's turnover has increased by 16.6% from £6,891,138 in 2015 to £8,033,216 in 2016. Profits have increased 17.7% from £6,854,879 to £8,068,559.

The Company's net assets have decreased by 0.1% from £2,863,663 to £2,861,229.

---

## MANAGING AGENCY PARTNERS HOLDINGS LIMITED

---

### STRATEGIC REPORT (CONTINUED) FOR THE YEAR ENDED 31 DECEMBER 2016

---

#### PRINCIPAL RISKS AND UNCERTAINTIES

The principal risk for the Company is a loss in the value of its investment in MAP. The principal risk for MAP is that Syndicates 2791 and 6103 make losses preventing them from remitting profit commission to MAP. MAP mitigates this risk by planning to at least break even, even if no profit commission is received. The fortunes of the Company closely follow those of MAP, therefore the relevant risk disclosures below are in relation to MAP.

##### **Credit risk**

Financial instruments consist of cash and cash equivalent type investments. To minimise any credit risk, MAP has an investment policy of only placing cash deposits with large institutions that have a low credit risk.

##### **Liquidity risk**

MAP actively manages its cash resources to maximise interest income and minimise interest expense, whilst ensuring that MAP has sufficient liquid resources to meet the operating needs of its business. The Company actively forecasts future expenses and will ensure sufficient liquid resources are available.

##### **Foreign currency risk**

MAP's reporting and functional currency is Sterling. The principal foreign currency exposure arises from the receipt of profit commission in US Dollars from the syndicates. To minimise the exposure the profit pool liability is settled in the same currency in which it is received. The balance of undistributed US Dollars is monitored and, if appropriate, the exposure may be hedged, using a forward rate contract, to fix the monetary asset in Sterling. The Company may receive a dividend in US Dollars from MAP. The dividend paid out to shareholders of the Company occurs immediately after receipt and in the same currency.

##### **Operational risk**

Operational risk is the risk of potential adverse financial and reputational issues arising due to inadequate or failed internal processes, people and systems or from external events. The internal risk assessment process has been developed to assess the potential impact, and probability, of certain events and a system of internal controls has been implemented to mitigate the identified risks. These controls are monitored by MAP's Senior Management and the MAP Board and the effectiveness is validated through both the ongoing risk assessment and the internal audit process.

##### **Regulatory risk**

MAP is required to comply with the requirements of the Prudential Regulation Authority and Lloyd's of London. Regulatory risk is the risk of financial and reputational loss owing to a breach of regulatory requirements or failure to respond to regulatory change. MAP has a Director of Risk and Assurance who monitors regulatory developments and assess their impact on agency policy.

---

**MANAGING AGENCY PARTNERS HOLDINGS LIMITED**

---

---

**STRATEGIC REPORT (CONTINUED)**  
**FOR THE YEAR ENDED 31 DECEMBER 2016**

---

**FINANCIAL KEY PERFORMANCE INDICATORS**

The following financial Key Performance Indicators ('KPI') relate to MAP, which ultimately determine the performance of the Company.

Managing Agency Partners Ltd ('MAP') measures its performance using two principal Key Performance Indicators ('KPI') that together cover the majority of turnover. The first KPI looks at the future underlying profitability of MAP's two managed syndicates. The profit commission received from the syndicates is directly correlated to the profitability of these syndicates.

The second KPI looks at the amount of underwriting capacity on Syndicate 2791. The Company receives a yearly managing agency fee that is set as a percentage (0.55%) of capacity. The managing agency fee is calculated to at least cover the MAP element of all expenses and therefore ensure the Company breaks even before profit commission.

**Underlying profitability of syndicates**

Year of Account	Syndicate 2791	Syndicate 6103
	Forecast result % of capacity	Forecast result % of capacity
2013 (closed)	13.3	38.1
2014 (closed)	13.7	27.3
2015 <sup>1</sup>	4.5 - 9.5	25.0 - 35.0
2016 <sup>2</sup>	3.7	9.8

<sup>1</sup> Open year, therefore result is only forecast as a range as at Q4 16

<sup>2</sup> Business plan forecast at Q3 16 rates

For each underwriting year of account an expected range for the result is calculated and updated each quarter until the anticipated closure date 36 months from inception. After the underwriting year of account has closed a final result is known. Profit commission is booked in line with the stated accounting policy (note 1). For the current reporting period the majority of MAPs' profit commission is derived from the 2014 underwriting year.

Both syndicates are forecasting profits in 2014 and 2015; therefore it is highly probable MAP will also be profitable over the year.


**Underwriting capacity**

The underwriting capacity for 2016 YOA and the expected capacity for 2017 YOA is as follows:

	Year of Account	
	2016 (£m)	2017 (£m)
Syndicate 2791	399.1	400.0
Syndicate 6103	13.9	16.0

Capacity varies each year due to the forecast rating environment in which the syndicates operate and it can be equated to the appetite of the syndicates to underwrite insurance. MAP receives fees from Syndicate 2791 and profit commission from both syndicates. Syndicate 6103 as a special purpose syndicate does not pay managing agency fees.

This report was approved by the board on 14 June 2017 and signed on its behalf.

  
P Langridge  
Secretary

## **MANAGING AGENCY PARTNERS HOLDINGS LIMITED**

### **DIRECTORS' REPORT FOR THE YEAR ENDED 31 DECEMBER 2016**

The directors present their report and the financial statements for the year ended 31 December 2016.

#### **DIRECTORS' RESPONSIBILITIES STATEMENT**

The directors are responsible for preparing the Strategic report, the Directors' report and the financial statements in accordance with applicable law and regulations.

Company law requires the directors to prepare financial statements for each financial year. Under that law the directors have elected to prepare the financial statements in accordance with applicable law and United Kingdom Accounting Standards (United Kingdom Generally Accepted Accounting Practice), including Financial Reporting Standard 102 'The Financial Reporting Standard applicable in the UK and Republic of Ireland'. Under company law the directors must not approve the financial statements unless they are satisfied that they give a true and fair view of the state of affairs of the Company and of the profit or loss of the Company for that period.

In preparing these financial statements, the directors are required to:

- select suitable accounting policies for the Company's financial statements and then apply them consistently;
- make judgments and accounting estimates that are reasonable and prudent;
- state whether applicable UK Accounting Standards have been followed, subject to any material departures disclosed and explained in the financial statements;
- prepare the financial statements on the going concern basis unless it is inappropriate to presume that the Company will continue in business.

The directors are responsible for keeping adequate accounting records that are sufficient to show and explain the Company's transactions and disclose with reasonable accuracy at any time the financial position of the Company and enable them to ensure that the financial statements comply with the Companies Act 2006. They are also responsible for safeguarding the assets of the Company and hence for taking reasonable steps for the prevention and detection of fraud and other irregularities.

#### **RESULTS AND DIVIDENDS**

The profit for the year, after taxation, amounted to £8,068,559 (2015 - £6,854,879).

On 23 March 2016 the directors made an interim dividend payment of £8,070,993 (2015: £6,845,262) resulting in a retained loss for the period of £2,434 (2015: retained gain £9,617). Retained profit of £128,411 has been carried forward (2015: £130,845).

#### **DIRECTORS**

The directors who served during the year were:

A G P Hobrow  
A Kong  
D E S Shipley  
R K Trubshaw

#### **FUTURE DEVELOPMENTS**

The directors expect the general level of activity to continue in line with the activity of the two syndicates managed by MAP.

---

**MANAGING AGENCY PARTNERS HOLDINGS LIMITED**

---

**DIRECTORS' REPORT (CONTINUED)  
FOR THE YEAR ENDED 31 DECEMBER 2016**

---

**DISCLOSURE OF INFORMATION TO AUDITOR**

Each of the persons who are directors at the time when this Directors' report is approved has confirmed that:

- so far as the director is aware, there is no relevant audit information of which the Company's auditor is unaware, and
- the director has taken all the steps that ought to have been taken as a director in order to be aware of any relevant audit information and to establish that the Company's auditor is aware of that information.


**POST BALANCE SHEET EVENTS**

There have been no significant events affecting the Company since the year end.

**AUDITOR**

Under section 487(2) of the Companies Act 2006, Mazars LLP will be deemed to have been reappointed as auditor 28 days after these financial statements were sent to members or 28 days after the latest date prescribed for filing the accounts with the registrar, whichever is earlier.

This report was approved by the board on 14 June 2017 and signed on its behalf.



**P Langridge**  
Secretary

Fitzwilliam House  
10 St. Mary Axe  
London  
EC3A 8EN



---

**MANAGING AGENCY PARTNERS HOLDINGS LIMITED**

---

---

**INDEPENDENT AUDITOR'S REPORT TO THE MEMBERS OF MANAGING AGENCY PARTNERS  
HOLDINGS LIMITED**

---

We have audited the financial statement of Managing Agency Partners Holdings Limited for the year ended 31 December 2016 which comprise the Statement of Comprehensive Income, the Statement of Financial Position, the Statement of Changes in Equity and the related notes. The financial reporting framework that has been applied in their preparation is applicable law and United Kingdom Accounting Standards (United Kingdom Generally Accepted Accounting Practice), including FRS 102 "The Financial Reporting Standard applicable in the UK and Republic of Ireland".

**RESPECTIVE RESPONSIBILITIES OF DIRECTORS AND AUDITOR**

As explained more fully in the Directors' Responsibilities Statement set out on page 5, the directors are responsible for the preparation of the financial statements and for being satisfied that they give a true and fair view.

Our responsibility is to audit and express an opinion on the financial statements in accordance with applicable law and International Standards on Auditing (UK and Ireland). Those standards require us to comply with the Auditing Practices Board's Ethical Standards for Auditors. This report is made solely to the company's member in accordance with Chapter 3 of Part 16 of the Companies Act 2006. Our audit work has been undertaken so that we might state to the company's member those matters we are required to state to it in an auditor's report and for no other purpose. To the fullest extent permitted by law, we do not accept or assume responsibility to anyone other than the company and the company's member for our audit work, for this report, or for the opinions we have formed.

**SCOPE OF THE AUDIT OF FINANCIAL STATEMENTS**

A description of the scope of an audit of financial statements is provided on the Financial Reporting Council's web-site at [www.frc.org.uk/auditscopeukprivate](http://www.frc.org.uk/auditscopeukprivate).

**OPINION ON THE FINANCIAL STATEMENTS**

In our opinion the financial statements:

- give a true and fair view of the state of the company's affairs as at 31 December 2016 and of its profit for the year then ended;
- have been properly prepared in accordance with United Kingdom Generally Accepted Accounting Practice; and
- have been prepared in accordance with the requirements of the Companies Act 2006.

**OPINION ON OTHER MATTERS PRESCRIBED BY THE COMPANIES ACT 2006**

In our opinion, based on the work undertaken in the course of the audit:

- the information given in the Strategic Report and Directors' Report for the financial year for which the financial statements are prepared is consistent with the financial statements; and
- the Strategic Report and the Directors' Report have been prepared in accordance with applicable legal requirements.

---

<b>MANAGING AGENCY PARTNERS HOLDINGS LIMITED</b>
--

---

**INDEPENDENT AUDITOR'S REPORT TO THE MEMBERS OF MANAGING AGENCY PARTNERS  
HOLDINGS LIMITED**


---

**MATTERS ON WHICH WE ARE REQUIRED TO REPORT BY EXCEPTION**

In light of the knowledge and understanding of the company and its environment obtained in the course of the audit, we have not identified material misstatements in the Strategic Report or the Directors' Report.

We have nothing to report in respect of the following matters where the Companies Act 2006 requires us to report to you if, in our opinion:

- adequate accounting records have not been kept, or returns adequate for our audit have not been received from branches not visited by us; or
- the financial statements are not in agreement with the accounting records and returns; or
- certain disclosures of directors' remuneration specified by law are not made; or
- we have not received all the information and explanations we require for our audit



Andrew Goldsworthy (Senior Statutory Auditor)

for and on behalf of  
**Mazars LLP**

Tower Bridge House  
St Katharine's Way  
London  
E1W 1DD

20 June 2017

**MANAGING AGENCY PARTNERS HOLDINGS LIMITED**

**STATEMENT OF COMPREHENSIVE INCOME  
FOR THE YEAR ENDED 31 DECEMBER 2016**

	Note	2016 £	2015 £
Turnover	2	8,033,216	6,891,138
<b>Gross profit</b>		<b>8,033,216</b>	<b>6,891,138</b>
Administrative expenses		44,071	(45,486)
<b>Operating profit</b>	3	<b>8,077,287</b>	<b>6,845,652</b>
Interest receivable and similar income	5	108	20
<b>Profit before tax</b>		<b>8,077,395</b>	<b>6,845,672</b>
Tax on profit	6	(8,836)	9,207
<b>Profit for the year</b>		<b>8,068,559</b>	<b>6,854,879</b>
<b>Other comprehensive income:</b>			
<b>Total comprehensive income for the year</b>		<b>8,068,559</b>	<b>6,854,879</b>

All amounts relate to continuing operations.

There were no recognised gains and losses for 2016 or 2015 other than those included in the statement of comprehensive income.

The notes on pages 12 to 17 form part of these financial statements.

**MANAGING AGENCY PARTNERS HOLDINGS LIMITED**  
**REGISTERED NUMBER: 03985788**

**STATEMENT OF FINANCIAL POSITION**  
**AS AT 31 DECEMBER 2016**

	Note	2016 £	2015 £
<b>Fixed assets</b>			
Investments	7	2,834,590	2,834,590
		<u>2,834,590</u>	<u>2,834,590</u>
<b>Current assets</b>			
Cash at bank and in hand		30,296	23,197
Debtors: amounts falling due within one year	8	6,380	10,911
		<u>36,676</u>	<u>34,108</u>
Creditors: amounts falling due within one year	9	(10,037)	(5,035)
<b>Net current assets</b>		<u>26,639</u>	<u>29,073</u>
<b>Net assets</b>		<u><u>2,861,229</u></u>	<u><u>2,863,663</u></u>
<b>Capital and reserves</b>			
Called up share capital	10	279,780	279,780
Share premium account		18,448	18,448
Other reserves		2,434,590	2,434,590
Profit and loss account		128,411	130,845
		<u><u>2,861,229</u></u>	<u><u>2,863,663</u></u>

The financial statements were approved and authorised for issue by the board and were signed on its behalf on 14 June 2017.

.....  
**A Kong**  
 Director

The notes on pages 12 to 17 form part of these financial statements.

**MANAGING AGENCY PARTNERS HOLDINGS LIMITED**

**STATEMENT OF CHANGES IN EQUITY  
FOR THE YEAR ENDED 31 DECEMBER 2016**

	<b>Called up share capital</b>	<b>Share premium account</b>	<b>Other reserves</b>	<b>Profit and loss account</b>	<b>Total equity</b>
	£	£	£	£	£
At 1 January 2016	279,780	18,448	2,434,590	130,845	2,863,663
<b>Comprehensive income for the year</b>					
Profit for the year	-	-	-	8,068,559	8,068,559
<b>Total comprehensive income for the year</b>	<u>-</u>	<u>-</u>	<u>-</u>	<u>8,068,559</u>	<u>8,068,559</u>
<b>Contributions by and distributions to owners</b>					
Dividends	-	-	-	(8,070,993)	(8,070,993)
<b>At 31 December 2016</b>	<u><u>279,780</u></u>	<u><u>18,448</u></u>	<u><u>2,434,590</u></u>	<u><u>128,411</u></u>	<u><u>2,861,229</u></u>

**MANAGING AGENCY PARTNERS HOLDINGS LIMITED**

**STATEMENT OF CHANGES IN EQUITY  
FOR THE YEAR ENDED 31 DECEMBER 2015**

	Called up share capital	Share premium account	Other reserves	Profit and loss account	Total equity
	£	£	£	£	£
At 1 January 2015	279,780	18,448	2,434,590	121,228	2,854,046
<b>Comprehensive income for the year</b>					
Profit for the year	-	-	-	6,854,879	6,854,879
<b>Total comprehensive income for the year</b>	<u>-</u>	<u>-</u>	<u>-</u>	<u>6,854,879</u>	<u>6,854,879</u>
<b>Contributions by and distributions to owners</b>					
Dividends	-	-	-	(6,845,262)	(6,845,262)
<b>At 31 December 2015</b>	<u>279,780</u>	<u>18,448</u>	<u>2,434,590</u>	<u>130,845</u>	<u>2,863,663</u>

The notes on pages 12 to 17 form part of these financial statements.

---

## MANAGING AGENCY PARTNERS HOLDINGS LIMITED

---

### NOTES TO THE FINANCIAL STATEMENTS FOR THE YEAR ENDED 31 DECEMBER 2016

---

#### 1. ACCOUNTING POLICIES

##### 1.1 Basis of preparation of financial statements

The financial statements have been prepared under the historical cost convention and in accordance with Financial Reporting Standard 102, the Financial Reporting Standard applicable in the United Kingdom and the Republic of Ireland and the Companies Act 2006.

In accordance with FRS 102 section 1.12, the Company has not prepared a Statement of Cash Flow as its parent undertaking, MAP Equity Limited, produced publically available financial statements.

The preparation of financial statements in compliance with FRS 102 requires the use of certain critical accounting estimates. It also requires management to exercise judgement in applying the Company accounting policies.

##### 1.2 Legal Status

Managing Agency Partners Holdings Limited is a private company limited by shares and registered in England and Wales. The registered office address, which is also the principal place of business, can be found on the Company Information page at the front of these financial statements.

##### 1.3 Revenue

Turnover consists of dividends receivable from subsidiary companies.

##### 1.4 Valuation of investments

Investments in subsidiaries are measured at cost less accumulated impairment.

##### 1.5 Cash

Cash is represented by cash in hand and deposits with financial institutions repayable without penalty on notice of not more than 24 hours.

##### 1.6 Foreign currency translation

###### Functional and presentation currency

The Company's functional and presentational currency is GBP.

###### Transactions and balances

Foreign currency transactions are translated into the functional currency using the spot exchange rates at the dates of the transactions.

At each period end foreign currency monetary items are translated using the closing exchange rate. Non-monetary items measured at historical cost are translated using the exchange rate at the date of the transaction and non-monetary items measured at fair value are measured using the exchange rate when fair value was determined.

Foreign exchange gains and losses resulting from the settlement of transactions and from the translation at period-end exchange rates of monetary assets and liabilities denominated in foreign currencies are recognised in the statement of comprehensive income except when deferred in other comprehensive income as qualifying cash flow hedges.

# MANAGING AGENCY PARTNERS HOLDINGS LIMITED

## NOTES TO THE FINANCIAL STATEMENTS FOR THE YEAR ENDED 31 DECEMBER 2016

### 1. ACCOUNTING POLICIES (continued)

#### 1.7 Interest receivable/payable

Interest receivable or payable is accounted for on an accruals basis.

#### 1.8 Current and deferred taxation

Tax is recognised in the Statement of Comprehensive Income, except that a charge attributable to an item of income and expense recognised as other comprehensive income or to an item recognised directly in equity is also recognised in other comprehensive income or directly in equity respectively.

The current income tax charge is calculated on the basis of tax rates and laws that have been enacted or substantively enacted by the reporting date in the countries where the Company operates and generates income.

#### 1.9 Capital contribution

The Company has applied the requirements of FRS 102 section 26 Share-based payment. When shares in the Company's holding company are gifted to employees in the Company's subsidiary, the fair value of the shares at the date of the gift are accounted for as an additional investment in the subsidiary undertaking by the Company, with a corresponding capital contribution from the holding company being credited directly to reserves.

### 2. TURNOVER

	2016 £	2015 £
Dividend from subsidiary undertaking	8,033,216	6,891,138
	<u>8,033,216</u>	<u>6,891,138</u>

All turnover arose within the United Kingdom.

### 3. OPERATING EXPENSES

The operating expenses is stated after charging / (crediting):

	2016 £	2015 £
Fees payable to the Company's auditor and its associates for the audit of the Company's annual financial statements	5,000	5,000
Foreign exchange differences	(58,798)	21,695



**MANAGING AGENCY PARTNERS HOLDINGS LIMITED**

**NOTES TO THE FINANCIAL STATEMENTS  
FOR THE YEAR ENDED 31 DECEMBER 2016**

**4. EMPLOYEES**

Staff costs were as follows:

	2016 £	2015 £
Wages and salaries	6,934	15,356
Social security costs	659	1,567
	<u>7,593</u>	<u>16,923</u>

The Company has no employees other than directors. The amount expensed to staff costs in 2016 of £7,593 (2015: £16,923) is in regards to services rendered by a Director of the Company. The Director's remuneration is paid by MAP Ltd with the proportion of the consideration paid deemed relevant to time spent on MAP Holdings Ltd being recharged back to MAP Holdings Ltd.

The average monthly number of employees, including the directors, during the year was as follows:

	2016 No.	2015 No.
	<u>0</u>	<u>0</u>

**5. INTEREST RECEIVABLE**

	2016 £	2015 £
Bank interest receivable	108	20
	<u>108</u>	<u>20</u>

**6. TAXATION**

	2016 £	2015 £
<b>Corporation tax</b>		
Current tax (credit) on profits for the year	8,836	(9,207)
<b>Total current tax</b>	<u>8,836</u>	<u>(9,207)</u>

**MANAGING AGENCY PARTNERS HOLDINGS LIMITED**

**NOTES TO THE FINANCIAL STATEMENTS  
FOR THE YEAR ENDED 31 DECEMBER 2016**

**6. TAXATION (continued)**

The tax assessed for the year is lower than (2015 - lower than) the standard rate of corporation tax in the UK of 20.00% (2015 - 20.25%). The differences are explained below:

	2016 £	2015 £
Profit on ordinary activities before tax	<u>8,077,395</u>	<u>6,845,672</u>
Profit on ordinary activities multiplied by standard rate of corporation tax in the UK of 20.00% (2015 - 20.25%)	1,615,479	1,386,249
<b>Effects of:</b>		
Dividends from UK companies	(1,606,643)	(1,395,456)
<b>Total tax charge for the year</b>	<u><u>8,836</u></u>	<u><u>(9,207)</u></u>

**7. FIXED ASSET INVESTMENTS**

	Investments in subsidiary companies £
<b>Cost or valuation</b>	
At 1 January 2016	2,834,590
<b>Net book value</b>	
At 31 December 2016	<u><u>2,834,590</u></u>
At 31 December 2015	<u><u>2,834,590</u></u>

Investments comprise the entire issued share capital of the Company's subsidiary, MAP.

For the year ended 31 December 2016, MAP made a profit after taxation of £8,152,072 (2015: £8,379,841) and as at 31 December 2016 had a total capital and reserves of £23,572,406 (2015: £23,453,550)

**MANAGING AGENCY PARTNERS HOLDINGS LIMITED**

**NOTES TO THE FINANCIAL STATEMENTS  
FOR THE YEAR ENDED 31 DECEMBER 2016**

**8. DEBTORS**

	2016 £	2015 £
Amounts owed by group undertakings	4,409	9,207
Prepayments	1,971	1,704
	<u>6,380</u>	<u>10,911</u>

**9. CREDITORS: Amounts falling due within one year**

	2016 £	2015 £
Amounts owed to group undertakings	5,037	-
Other creditors	-	35
Accruals	5,000	5,000
	<u>10,037</u>	<u>5,035</u>

**10. SHARE CAPITAL**

	2016 £	2015 £
<b>Authorised</b>		
166,400 A Class shares of £1 each	166,400	166,400
1,330,200 B Class shares of £1 each	1,330,200	1,330,200
583,400 C Class shares of £1 each	583,400	583,400
	<u>2,080,000</u>	<u>2,080,000</u>
<b>Allotted, called up and fully paid</b>		
27,778 A Class shares of £1 each	27,778	27,778
250,000 B Class shares of £1 each	250,000	250,000
2,002 C Class shares of £1 each	2,002	2,002
	<u>279,780</u>	<u>279,780</u>

All share classes have identical rights in respect of voting, dividend payments and assets to be distributed on a winding up.

# MANAGING AGENCY PARTNERS HOLDINGS LIMITED

## NOTES TO THE FINANCIAL STATEMENTS FOR THE YEAR ENDED 31 DECEMBER 2016

### 11. DIVIDENDS

On 11 March 2016 the directors proposed an interim dividend of \$49.87 and £1.25 per ordinary 'A', 'B' and 'C' Class share and all dividends were paid on 23 March 2016. MAP Equity Limited waived its rights to dividends totalling (\$2,954,748 and £74,061) £2,167,993 (2015: £1,813,604) of the declared dividend in respect of its holdings of B and C Class ordinary shares.

	2016 £	2015 £
<b>A Class</b>		
\$49.87 and £1.25 per share		
£36.59 converted using a USD rate of 1.4111		
(2015: £30.94 per share)	1,016,431	859,621
<b>B Class</b>		
\$49.87 and £1.25 per share gross of waiver		
\$38.45 and £0.97 per share net of waiver		
£28.22 converted using a USD rate of 1.4111		
(2015: £23.94 per share)	7,054,562	5,985,641
<b>C Class</b>		
\$49.87 and £1.25 per share gross of waiver		
C Class share owners waived rights to dividend		
(2015: waived rights to dividend)	-	-
	<u>8,070,993</u>	<u>6,845,262</u>

On 11 March 2016 the directors proposed an interim dividend of \$49.87 and £1.25 per ordinary 'A', 'B' and 'C' Class share and all dividends were paid on 23 March 2016. MAP Equity Limited waived its rights to dividends totalling \$2,954,748 and £74,061.

### 12. CONTROLLING PARTY

The ultimate holding company and immediate parent, for which consolidated financial statements are prepared, is MAP Equity Limited, a company registered in England and Wales. The financial statements are freely available from Companies House.

The registered address for MAP Equity is the same as that of Managing Agency Partners Holding Limited and can be found on the Company Information page at the front of these accounts.