

Registered number: 03985522

---


**MAP EQUITY LIMITED**

---

**ANNUAL REPORT AND FINANCIAL STATEMENTS**

**FOR THE YEAR ENDED 31 DECEMBER 2022**

THURSDAY



\*AC75SLMQ\*

A07

06/07/2023

#1

COMPANIES HOUSE

---

**MAP EQUITY LIMITED**

---

---

**COMPANY INFORMATION**

---

<b>Directors</b>	A Kong C J Smelt R K Trubshaw
<b>Company secretary</b>	P Langridge
<b>Registered number</b>	03985522
<b>Registered office</b>	Fitzwilliam House 10 St. Mary Axe London EC3A 8EN
<b>Independent auditor</b>	Mazars LLP 30 Old Bailey London EC4M 7AU

---

**MAP EQUITY LIMITED**

---

**CONTENTS**

---

	<b>Page</b>
<b>Group Strategic Report</b>	<b>1 - 3</b>
<b>Directors' Report</b>	<b>4 - 5</b>
<b>Independent Auditor's Report</b>	<b>6 - 9</b>
<b>Consolidated Statement of Comprehensive Income</b>	<b>10</b>
<b>Consolidated Statement of Financial Position</b>	<b>11</b>
<b>Company Statement of Financial Position</b>	<b>12</b>
<b>Consolidated Statement of Changes in Equity</b>	<b>13 - 14</b>
<b>Company Statement of Changes in Equity</b>	<b>15 - 16</b>
<b>Consolidated Statement of Cash Flows</b>	<b>17</b>
<b>Notes to the Financial Statements</b>	<b>18 - 35</b>

---

## **MAP EQUITY LIMITED**

---

### **GROUP STRATEGIC REPORT FOR THE YEAR ENDED 31 DECEMBER 2022**

---

#### **INTRODUCTION**

All financial statements prepared on or after the 31 December 2013 are required by The Companies Act 2006 (Strategic Report and Directors' Report) Regulations 2013 to present a Strategic Report prepared by the board of directors. The Strategic Report covers the business review, principal risks and uncertainties, and financial key performance indicators.

#### **BUSINESS REVIEW**

The principal activity of MAP Equity Ltd ('MEL') ('the Company') is that of an ultimate holding company for a Managing Agent at Lloyd's of London, Managing Agency Partners Ltd ('MAP' or 'Agency'). The syndicates under management by MAP are Syndicates 2791 and 6103. Syndicate 6103 is a special purpose arrangement hosted by Syndicate 2791.

---

## MAP EQUITY LIMITED

---

### GROUP STRATEGIC REPORT (CONTINUED) FOR THE YEAR ENDED 31 DECEMBER 2022

---

#### PRINCIPAL RISK AND UNCERTAINTIES

The principal risk for the Company is a loss in the value of its investment in MAP and the principal risk for MAP is that Syndicates 2791 and 6103 make losses preventing them from remitting profit commission to the Agency. The Group mitigates this risk by planning to at least break even in the event of no profit commission being received. The fortunes of the Company closely follow those of MAP and the risk disclosures below relate to the Group as a whole.

##### **Credit risk**

Financial instruments consist of cash and cash equivalent investments. To minimise any credit risk, the Company has an investment policy of only placing cash deposits with large institutions that have a low credit risk.

##### **Liquidity risk**

The Company actively manages its cash resources to maximise interest income and minimise interest expense, whilst ensuring that the Company has sufficient liquid resources to meet the operating needs of its business.

##### **Foreign currency risk**

The Company's reporting functional currency is Sterling. The principal foreign currency exposure arises from the receipt of profit commission in US Dollars from the syndicates. To minimise the exposure the profit pool liability is settled in the same currency in which it is received. The balance of undistributed US Dollars is monitored and, if appropriate, the exposure may be hedged to fix the monetary asset in Sterling. The hedging activity involves the use of foreign exchange forward rate contracts.

##### **Operational risk**

Operational risk is the risk of potential adverse financial and reputational issues arising due to inadequate or failed internal processes, people and systems or from external events. The internal risk assessment process has been developed to assess the potential impact and probability of certain events and a system of internal controls has been implemented to mitigate the identified risks. These controls are monitored by Senior Management and the Board and the effectiveness is validated through both the ongoing risk assessment and the internal audit process.

##### **Regulatory risk**

The Company is required to comply with the requirements of the Prudential Regulation Authority and Lloyd's of London. Regulatory risk is the risk of financial and reputational loss owing to a breach of regulatory requirements or failure to respond to regulatory change. The Group has a Director of Risk and Assurance who monitors regulatory developments and assesses their impact on agency policy and is supported by an assistant who carries out a compliance monitoring programme.

---

## MAP EQUITY LIMITED

---

### GROUP STRATEGIC REPORT (CONTINUED) FOR THE YEAR ENDED 31 DECEMBER 2022

---

#### FINANCIAL KEY PERFORMANCE INDICATORS

MAP measures its performance using two principal Key Performance Indicators ('KPI's) which together cover most of its turnover. The first KPI looks at the future underlying profitability of its two managed syndicates. The profit commission received from the syndicates is directly correlated to the profitability of these syndicates.

The second KPI looks at the amount of underwriting capacity on Syndicate 2791. MAP receives a yearly managing agency fee that is set as a percentage (0.75%) of capacity. The managing agency fee is calculated to at least cover the MAP element of all expenses and therefore ensure the Agency breaks even before profit commission.

#### Underlying profitability of syndicates

Year of Account	Syndicate 2791	Syndicate 6103
	Forecast result % of capacity	Forecast result % of capacity
2019 (closed)	7.4	23.8
2020 (closed)	2.0	(18.0)
2021 <sup>1</sup>	1.0 - 6.0	(10.0) - (5.0)
2022 <sup>1</sup>	2.5 - 10.0	(12.5) - (2.5)

<sup>1</sup> Open year, therefore the result is only forecast as a range at Q1 '23.

For each of the underwriting years of account an expected range for the result is calculated and updated each quarter until the anticipated closure date 36 months from inception. After the underwriting year of account has closed a final result is known. Profit commission is booked in line with the stated accounting policy (note 1). For the current reporting period all of MAP's profit commission is derived from the 2020 underwriting year.


#### Underwriting capacity

The underwriting capacity for 2022 YOA and the expected capacity for 2023 YOA is as follows:

	Year of Account	
	2022 (£m)	2023 (£m)
Syndicate 2791	400.4	475.0
Syndicate 6103	65.8	71.6

Capacity varies each year due to the forecast rating environment in which the syndicates operate and capacity can be equated to the appetite of the syndicates to underwrite insurance. MAP receives fees from Syndicate 2791 and profit commission from both syndicates. Syndicate 6103, as a special purpose arrangement, does not pay managing agency fees.

This report was approved by the board on 22 June 2023 and signed on its behalf.

  
.....  
P Langridge  
Secretary

---

## MAP EQUITY LIMITED

---

### DIRECTORS' REPORT FOR THE YEAR ENDED 31 DECEMBER 2022

---

The directors present their report and the financial statements for the year ended 31 December 2022.

#### DIRECTORS' RESPONSIBILITIES STATEMENT

The directors are responsible for preparing the Group strategic report, the Directors' report and the consolidated financial statements in accordance with applicable law and regulations.

Company law requires the directors to prepare financial statements for each financial year. Under that law the directors have elected to prepare the financial statements in accordance with applicable law and United Kingdom Accounting Standards (United Kingdom Generally Accepted Accounting Practice), including Financial Reporting Standard 102 'The Financial Reporting Standard applicable in the UK and Republic of Ireland'. Under company law the directors must not approve the financial statements unless they are satisfied that they give a true and fair view of the state of affairs of the Company and the Group and of the profit or loss of the Group for that period.

In preparing these financial statements, the directors are required to:

- select suitable accounting policies for the Group's financial statements and then apply them consistently;
- make judgments and accounting estimates that are reasonable and prudent;
- state whether applicable UK Accounting Standards have been followed, subject to any material departures disclosed and explained in the financial statements;
- prepare the financial statements on the going concern basis unless it is inappropriate to presume that the Group will continue in business.

The directors are responsible for keeping adequate accounting records that are sufficient to show and explain the Company's transactions and disclose with reasonable accuracy at any time the financial position of the Company and the Group and to enable them to ensure that the financial statements comply with the Companies Act 2006. They are also responsible for safeguarding the assets of the Company and the Group and hence for taking reasonable steps for the prevention and detection of fraud and other irregularities.

#### RESULTS AND DIVIDENDS

The Company has taken advantage of the exemption allowed under section 408 of the Companies Act 2006 and has not presented its own Statement of Comprehensive Income in these financial statements. The profit, after tax, of the parent company for the year to 31 December 2022 was £3,759,000 (2021: £1,311,000).

On 30 March 2022 the directors made an interim dividend payment of £951,000 to the ordinary 'A' Class shareholders of MAP Equity Limited and on 7 April 2022 the directors made an interim dividend payment of £1,436,000 to the ordinary 'B' class shareholders of MAP Equity Limited. In total there were dividend payments of £2,387,000 (2021: £891,000) made to the shareholders of MAP Equity Limited. A retained profit for the Group of £297,000 (2021: £2,693,000) has been transferred to reserves.

On the 23 March 2023 directors proposed an interim dividend of £3.35 per ordinary 'A' and 'B' class share. The dividend payment was made on 19 April 2023.

---

## MAP EQUITY LIMITED

---

### DIRECTORS' REPORT (CONTINUED) FOR THE YEAR ENDED 31 DECEMBER 2022

---

#### DIRECTORS

The directors who served during the year and their interests in the Group's issued share capital were:

	Ordinary A shares of £1 each		Ordinary B shares of £1 each	
	31/12/22	31/12/21	31/12/22	31/12/21
A Kong	22,000	22,000	-	-
C J Smelt	5,000	5,000	2,500	2,500
R K Trubshaw	33,000	33,000	-	-

#### FUTURE DEVELOPMENTS

The directors expect the general level of activity to continue in line with the activity of the two syndicates managed by MAP.

#### DISCLOSURE OF INFORMATION TO AUDITOR

Each of the persons who are directors at the time when this Directors' report is approved has confirmed that:


- so far as the director is aware, there is no relevant audit information of which the Company and the Group's auditor is unaware, and
- the director has taken all the steps that ought to have been taken as a director in order to be aware of any relevant audit information and to establish that the Company and the Group's auditor is aware of that information.

#### POST BALANCE SHEET EVENTS

In March and April 2023, the Employee Share Ownership Trust purchased a total of 10,525 'B' Class shares of MAP Equity from five employees, four of which were deemed "good leavers" and received a price of £89.01 and \$149.68 per share. One was deemed a "bad leaver" and received par price of £1 per share.

In April 2023, the directors of MAP Equity gifted a total of 10,100 'B' Class shares to 21 employees of Managing Agency Partners Ltd. The value of each share was £178.92.

This report was approved by the board on 22 June 2023 and signed on its behalf.

  
P Langridge  
Secretary

Fitzwilliam House  
10 St. Mary Axe  
London  
EC3A 8EN



---

## MAP EQUITY LIMITED

---

---

### INDEPENDENT AUDITOR'S REPORT TO THE MEMBERS OF MAP EQUITY LIMITED

---

#### Opinion

We have audited the financial statements of MAP Equity Limited (the 'parent company') and its subsidiaries (the 'group') for the year ended 31 December 2022 which comprise the Consolidated Statement of Comprehensive Income, Consolidated Statement of Financial Position, Company Statement of Financial Position, Consolidated Statement of Changes in Equity, Company Statement of Changes in Equity, Consolidated Statement of Cash Flows and notes to the financial statements, including a summary of significant accounting policies.

The financial reporting framework that has been applied in their preparation is applicable law and United Kingdom Accounting Standards, including FRS 102 "The Financial Reporting Standard applicable in the UK and Republic of Ireland" (United Kingdom Generally Accepted Accounting Practice).

In our opinion, the financial statements:

- give a true and fair view of the state of the group's and of the parent company's affairs as at 31 December 2022 and of the group's profit for the year then ended; and
- have been properly prepared in accordance with United Kingdom Generally Accepted Accounting Practice; and
- have been prepared in accordance with the requirements of the Companies Act 2006.

#### Basis for opinion

We conducted our audit in accordance with International Standards on Auditing (UK) (ISAs (UK)) and applicable law. Our responsibilities under those standards are further described in the Auditor's responsibilities for the audit of the financial statements section of our report. We are independent of the group and parent company in accordance with the ethical requirements that are relevant to our audit of the financial statements in the UK, including the FRC's Ethical Standard, and we have fulfilled our other ethical responsibilities in accordance with these requirements. We believe that the audit evidence we have obtained is sufficient and appropriate to provide a basis for our opinion.

#### Conclusions relating to going concern

In auditing the financial statements, we have concluded that the directors' use of the going concern basis of accounting in the preparation of the financial statements is appropriate.

Based on the work we have performed, we have not identified any material uncertainties relating to events or conditions that, individually or collectively, may cast significant doubt on the group's and the parent company's ability to continue as a going concern for a period of at least twelve months from when the financial statements are authorised for issue.

Our responsibilities and the responsibilities of the directors with respect to going concern are described in the relevant sections of this report.

#### Other information

The other information comprises the information included in the Group Strategic report and the directors' report, other than the financial statements and our auditor's report thereon. The directors are responsible for the other information contained within the annual report. Our opinion on the financial statements does not cover the other information and, except to the extent otherwise explicitly stated in our report, we do not express any form of assurance conclusion thereon.

In connection with our audit of the financial statements, our responsibility is to read the other information and, in doing so, consider whether the other information is materially inconsistent with the financial statements or our knowledge obtained in the course of the audit, or otherwise appears to be materially misstated. If we identify such material inconsistencies or apparent material misstatements, we are required to determine whether there is a material misstatement in the financial statements or a material misstatement of the other information. If, based

---

## MAP EQUITY LIMITED

---

### INDEPENDENT AUDITOR'S REPORT TO THE MEMBERS OF MAP EQUITY LIMITED

---

on the work we have performed, we conclude that there is a material misstatement of this other information, we are required to report that fact.

We have nothing to report in this regard.

#### **Opinions on other matters prescribed by the Companies Act 2006**

In our opinion, based on the work undertaken in the course of the audit:

- the information given in the Strategic Report and Directors' Report for the financial year for which the financial statements are prepared is consistent with the financial statements; and
- the Strategic Report and Directors' Report have been prepared in accordance with applicable legal requirements

#### **Matters on which we are required to report by exception**

In light of the knowledge and understanding of the group and the parent company and its environment obtained in the course of the audit, we have not identified material misstatements in the Strategic Report or the Directors' Report.

We have nothing to report in respect of the following matters in relation to which the Companies Act 2006 requires us to report to you if, in our opinion:

- adequate accounting records have not been kept by the parent company, or returns adequate for our audit have been received from branches not visited by us; or
- the parent company financial statements are not in agreement with the accounting records and returns; or
- certain disclosures of directors' remuneration specified by law are not made; or
- we have not received all the information and explanations we require for our audit.

#### **Responsibilities of Directors**

As explained more fully in the Directors' Responsibilities Statement set out on page 4, the directors are responsible for the preparation of the financial statements and for being satisfied that they give a true and fair view, and for such internal control as the directors determine is necessary to enable the preparation of financial statements that are free from material misstatement, whether due to fraud or error.

In preparing the financial statements, the directors are responsible for assessing the group's and the parent company's ability to continue as a going concern, disclosing, as applicable, matters related to going concern and using the going concern basis of accounting unless the directors either intend to liquidate the group or the parent company or to cease operations, or have no realistic alternative but to do so.

---

## MAP EQUITY LIMITED

---

### INDEPENDENT AUDITOR'S REPORT TO THE MEMBERS OF MAP EQUITY LIMITED

---

#### Auditor's responsibilities for the audit of the financial statements

Our objectives are to obtain reasonable assurance about whether the financial statements as a whole are free from material misstatement, whether due to fraud or error, and to issue an auditor's report that includes our opinion. Reasonable assurance is a high level of assurance but is not a guarantee that an audit conducted in accordance with ISAs (UK) will always detect a material misstatement when it exists. Misstatements can arise from fraud or error and are considered material if, individually or in the aggregate, they could reasonably be expected to influence the economic decisions of users taken on the basis of the financial statements.

The extent to which our procedures are capable of detecting irregularities, including fraud is detailed below.

Irregularities, including fraud, are instances of non-compliance with laws and regulations. We design procedures in line with our responsibilities, outlined above, to detect material misstatements in respect of irregularities, including fraud.

Based on our understanding of the group and the parent company and their industry, we considered the extent to which non-compliance might have a material effect on the financial statements. We also considered those laws and regulations that have a direct impact on the preparation of the financial statements, such as the Companies Act 2006.

To help us identify instances of non-compliance with these laws and regulations, and in identifying and assessing the risks of material misstatement in respect to non-compliance, our procedures included, but were not limited to:

- Inquiring of management and, where appropriate, those charged with governance, as to whether the group and the parent company is in compliance with laws and regulations, and discussing their policies and procedures regarding compliance with laws and regulations;
- Inspecting correspondence, if any, with relevant licensing or regulatory authorities;
- Communicating identified laws and regulations to the engagement team and remaining alert to any indications of non-compliance throughout our audit; and
- Considering the risk of acts by the group and the parent company which were contrary to applicable laws and regulations, including fraud.

We also considered those laws and regulations that have a direct effect on the preparation of the financial statements, such as tax legislation and the Companies Act 2006.

In addition, we evaluated the directors' and management's incentives and opportunities for fraudulent manipulation of the financial statements (including the risk of override of controls) and determined that the principal risks were related to posting manual journal entries to manipulate financial performance, management bias through judgements and assumptions in significant accounting estimates and significant one-off or unusual transactions.

Our audit procedures in relation to fraud included but were not limited to:

- Making enquiries of the directors and management on whether they had knowledge of any actual, suspected or alleged fraud;
- Gaining an understanding of the internal controls established to mitigate risks related to fraud;
- Discussing amongst the engagement team the risks of fraud; and
- Addressing the risks of fraud through management override of controls by performing journal entry testing.

There are inherent limitations in the audit procedures described above and the primary responsibility for the prevention and detection of irregularities including fraud rests with management. As with any audit, there remained a risk of non-detection of irregularities, as these may involve collusion, forgery, intentional omissions, misrepresentations or the override of internal controls.

---

## MAP EQUITY LIMITED

---

### INDEPENDENT AUDITOR'S REPORT TO THE MEMBERS OF MAP EQUITY LIMITED

---

A further description of our responsibilities for the audit of the financial statements is located on the Financial Reporting Council's website at [www.frc.org.uk/auditorsresponsibilities](http://www.frc.org.uk/auditorsresponsibilities). This description forms part of our auditor's report.

#### Use of the audit report

This report is made solely to the company's members as a body in accordance with Chapter 3 of Part 16 of the Companies Act 2006. Our audit work has been undertaken so that we might state to the company's members those matters we are required to state to them in an auditor's report and for no other purpose. To the fullest extent permitted by law, we do not accept or assume responsibility to anyone other than the company and the company's members as a body for our audit work, for this report, or for the opinions we have formed.



Bill Schiller (Jun 22, 2023 15:09 GMT+1)

Bill Schiller (Senior Statutory Auditor)  
for and on behalf of Mazars LLP  
Chartered Accountants and Statutory Auditor

30 Old Bailey  
London  
EC4M 7AU

22 June 2023

**MAP EQUITY LIMITED**

**CONSOLIDATED STATEMENT OF COMPREHENSIVE INCOME  
FOR THE YEAR ENDED 31 DECEMBER 2022**

	Note	2022 £000	2021 £000
Turnover	2	4,821	9,158
<b>Gross profit</b>		<b>4,821</b>	<b>9,158</b>
Administrative expenses		(1,764)	(3,987)
Share based payment		-	(134)
<b>Operating profit</b>		<b>3,057</b>	<b>5,037</b>
Interest receivable and similar income	6	60	1
Interest payable and similar expenses	5	(1)	(5)
<b>Profit before taxation</b>		<b>3,116</b>	<b>5,033</b>
Tax on profit	7	(658)	(979)
<b>Profit for the financial year</b>		<b>2,458</b>	<b>4,054</b>
<b>Total comprehensive income for the year</b>		<b>2,458</b>	<b>4,054</b>
<b>Profit for the year attributable to:</b>			
Non-controlling interests		163	341
Owners of the parent Company		2,295	3,713
		<b>2,458</b>	<b>4,054</b>


All amounts relate to continuing operations.

**MAP EQUITY LIMITED**  
**REGISTERED NUMBER: 03985522**

**CONSOLIDATED STATEMENT OF FINANCIAL POSITION**  
**AS AT 31 DECEMBER 2022**

	Note	2022 £000	2021 £000
<b>Fixed assets</b>			
Tangible Fixed Assets	9	36	80
		<u>36</u>	<u>80</u>
<b>Current assets</b>			
Debtors	12	3,541	11,041
Bank & cash balances		18,713	15,819
		<u>22,254</u>	<u>26,860</u>
Creditors: amounts falling due within one year	13	(2,100)	(6,396)
<b>Net current assets</b>		<u>20,154</u>	<u>20,464</u>
<b>Total assets less current liabilities</b>		<u>20,190</u>	<u>20,544</u>
Creditors: amounts falling due after more than one year	14	(1,022)	(1,006)
<b>Net assets</b>		<u>19,168</u>	<u>19,538</u>
<b>Capital and reserves</b>			
Called up share capital	16	250	250
Investment in own shares		(12,155)	(11,607)
Profit and loss account		28,908	28,611
<b>Equity attributable to owners of the parent Company</b>		<u>17,003</u>	<u>17,254</u>
Non-controlling interests		2,165	2,284
		<u>19,168</u>	<u>19,538</u>

The financial statements were approved and authorised for issue by the board and were signed on its behalf on 22 June 2023.



**C SMELT**  
Director


The notes on pages 18 to 35 form part of these financial statements.

**MAP EQUITY LIMITED**  
**REGISTERED NUMBER: 03985522**

**COMPANY STATEMENT OF FINANCIAL POSITION**  
**AS AT 31 DECEMBER 2022**

	Note	2022 £000	2021 £000
<b>Fixed assets</b>			
Fixed asset investments	11	4,102	4,102
		<u>4,102</u>	<u>4,102</u>
<b>Current assets</b>			
Debtors	12	1,404	1,418
Bank & cash balances		3,643	3,193
		<u>5,047</u>	<u>4,611</u>
Creditors: amounts falling due within one year	13	(8,051)	(8,439)
<b>Net current liabilities</b>		<u>(3,004)</u>	<u>(3,828)</u>
<b>Total assets less current liabilities</b>		<u>1,098</u>	<u>274</u>
<b>Net assets</b>		<u>1,098</u>	<u>274</u>
<b>Capital and reserves</b>			
Called up share capital	16	250	250
Investment in own shares		(12,155)	(11,607)
Share based payment reserve		3,844	3,844
Profit and loss account		9,159	7,787
		<u>1,098</u>	<u>274</u>

The financial statements were approved and authorised for issue by the board and were signed on its behalf on 22 June 2023.



**C SMELT**  
Director

The notes on pages 18 to 35 form part of these financial statements.

MAP EQUITY LIMITED

CONSOLIDATED STATEMENT OF CHANGES IN EQUITY  
FOR THE YEAR ENDED 31 DECEMBER 2022

	Called up share capital	Investment in own shares	Retained earnings	Equity attributable to owners of parent Company	Non- controlling interests	Total equity
	£000	£000	£000	£000	£000	£000
At 1 January 2022	250	(11,607)	28,611	17,254	2,284	19,538
<b>Comprehensive income for the year</b>						
Profit for the year	-	-	2,295	2,295	163	2,458
NCI share of dividend waiver	-	-	(160)	(160)	160	-
<b>Total comprehensive income for the year</b>	-	-	2,135	2,135	323	2,458
<b>Contributions by and distributions to owners</b>						
Dividend to shareholders	-	-	(2,386)	(2,386)	-	(2,386)
Share impairment / (impairment reversal)	-	(548)	548	-	-	-
Dividends to non-controlling interests	-	-	-	-	(442)	(442)
<b>Total transactions with owners</b>	-	(548)	(1,838)	(2,386)	(442)	(2,828)
<b>At 31 December 2022</b>	<b>250</b>	<b>(12,155)</b>	<b>28,908</b>	<b>17,003</b>	<b>2,165</b>	<b>19,168</b>

The notes on pages 18 to 35 form part of these financial statements.



MAP EQUITY LIMITED

CONSOLIDATED STATEMENT OF CHANGES IN EQUITY  
FOR THE YEAR ENDED 31 DECEMBER 2021

	Called up share capital	Investment in own shares	Share based payment reserve	Retained earnings	Equity attributable to owners of parent Company	Non- controlling interests	Total equity
	£000	£000	£000	£000	£000	£000	£000
At 1 January 2021	250	(10,248)	-	25,918	15,920	2,048	17,968
<b>Comprehensive Income for the year</b>							
Profit for the year	-	-	-	3,713	3,713	341	4,054
Share based payment	-	-	134	-	134	-	134
NCI share of dividend waiver	-	-	-	(60)	(60)	60	-
<b>Total comprehensive income for the year</b>	-	-	134	3,653	3,787	401	4,188
<b>Contributions by and distributions to owners</b>							
Dividend to shareholders	-	-	-	(891)	(891)	-	(891)
Share based payment transfer	-	-	(134)	134	-	-	-
Purchase of own shares	-	(1,562)	-	-	(1,562)	-	(1,562)
Loss on disposal of shares	-	101	-	(101)	-	-	-
Share impairment	-	102	-	(102)	-	-	-
Dividends to non-controlling interest	-	-	-	-	-	(165)	(165)
<b>Total transactions with owners</b>	-	(1,359)	(134)	(960)	(2,453)	(165)	(2,618)
<b>At 31 December 2021</b>	<b>250</b>	<b>(11,607)</b>	<b>-</b>	<b>28,611</b>	<b>17,254</b>	<b>2,284</b>	<b>19,538</b>

The notes on pages 18 to 35 form part of these financial statements.

**MAP EQUITY LIMITED**

**COMPANY STATEMENT OF CHANGES IN EQUITY  
FOR THE YEAR ENDED 31 DECEMBER 2022**

	Called up share capital	Investment in own shares	Share based payment reserve	Profit and loss account	Total equity
	£000	£000	£000	£000	£000
At 1 January 2022	250	(11,607)	3,844	7,787	274
<b>Comprehensive income for the year</b>					
Profit for the year	-	-	-	3,759	3,759
<b>Total comprehensive income for the year</b>	-	-	-	3,759	3,759
<b>Contributions by and distributions to owners</b>					
Dividend to shareholders	-	-	-	(2,387)	(2,387)
Share impairment / (impairment reversal)	-	(548)	-	-	(548)
<b>Total transactions with owners</b>	-	(548)	-	(2,387)	(2,935)
<b>At 31 December 2022</b>	<b>250</b>	<b>(12,155)</b>	<b>3,844</b>	<b>9,159</b>	<b>1,098</b>

The notes on pages 18 to 35 form part of these financial statements.

**MAP EQUITY LIMITED**

**COMPANY STATEMENT OF CHANGES IN EQUITY  
FOR THE YEAR ENDED 31 DECEMBER 2021**

	Called up share capital	Investment in own shares	Share based payment reserve	Profit and loss account	Total equity
	£000	£000	£000	£000	£000
At 1 January 2021	250	(10,248)	3,710	7,367	1,079
<b>Comprehensive income for the year</b>					
Profit for the year	-	-	-	1,311	1,311
Share based payment	-	-	134	-	134
<b>Total comprehensive income for the year</b>	-	-	134	1,311	1,445
<b>Contributions by and distributions to owners</b>					
Dividends	-	-	-	(891)	(891)
Purchase of own shares	-	(1,562)	-	-	(1,562)
Loss on disposal of shares	-	101	-	-	101
Share impairment / (impairment reversal)	-	102	-	-	102
<b>Total transactions with owners</b>	-	(1,359)	-	(891)	(2,250)
<b>At 31 December 2021</b>	<b>250</b>	<b>(11,607)</b>	<b>3,844</b>	<b>7,787</b>	<b>274</b>

The notes on pages 18 to 35 form part of these financial statements.

**MAP EQUITY LIMITED**

**CONSOLIDATED STATEMENT OF CASH FLOWS  
FOR THE YEAR ENDED 31 DECEMBER 2022**

	2022 £000	2021 £000
<b>Cash flows from operating activities</b>		
Profit for the financial year	2,458	4,054
<b>Adjustments for:</b>		
Depreciation of tangible assets	54	132
Interest paid	1	5
Interest received	(59)	(1)
Taxation charge	658	979
Decrease/(increase) in debtors	7,507	(3,487)
(Decrease)/increase in creditors	(3,856)	1,454
Corporation tax (paid)	(1,091)	(879)
Share Based Payment	-	134
<b>Net cash generated from operating activities</b>	<u>5,672</u>	<u>2,391</u>
<b>Cash flows from investing activities</b>		
Purchase of intangible fixed assets	-	(60)
Purchase of tangible fixed assets	(9)	-
Interest received	60	1
<b>Net cash from investing activities</b>	<u>51</u>	<u>(59)</u>
<b>Cash flows from financing activities</b>		
Dividends paid	(2,386)	(891)
Interest paid	(1)	-
Dividends paid to non controlling interests	(442)	(165)
Purchase of own shares	-	(1,562)
<b>Net cash used in financing activities</b>	<u>(2,829)</u>	<u>(2,618)</u>
<b>Net increase/(decrease) in cash and cash equivalents</b>	<u>2,894</u>	<u>(286)</u>
Cash and cash equivalents at beginning of year	15,819	16,105
<b>Cash and cash equivalents at the end of year</b>	<u><u>18,713</u></u>	<u><u>15,819</u></u>
<b>Cash and cash equivalents at the end of year comprise:</b>		
Cash at bank and in hand	<u>18,713</u>	<u>15,819</u>
	<u><u>18,713</u></u>	<u><u>15,819</u></u>

The notes on pages 18 to 35 form part of these financial statements.

---

## MAP EQUITY LIMITED

---

### NOTES TO THE FINANCIAL STATEMENTS FOR THE YEAR ENDED 31 DECEMBER 2022

---

#### 1. ACCOUNTING POLICIES

##### 1.1 Basis of preparation of financial statements

The financial statements have been prepared under the historical cost convention unless otherwise specified within these accounting policies and in accordance with Financial Reporting Standard 102, the Financial Reporting Standard applicable in the United Kingdom and the Republic of Ireland and the Companies Act 2006.

The preparation of financial statements in compliance with FRS 102 requires the use of certain critical accounting estimates. It also requires Group management to exercise judgment in applying the Group and the Company's accounting policies.

##### 1.2 Basis of consolidation

The consolidated financial statements present the results of the Company and its own subsidiaries ('the Group') as they formed a single entity. Intercompany transactions and balances between Group companies are therefore eliminated in full.

##### 1.3 Legal status

MAP Equity Limited is a private company limited by shares and registered in England and Wales. The registered office, which is also the principal place of business, can be found on the Company Information page at the front of these accounts.

##### 1.4 Turnover

Turnover comprises revenue recognised by the Company in respect of goods and services supplied during the year, exclusive of Value Added Tax and trade discounts.

Turnover consists principally of underwriting agency fees and profit commission from managed Lloyd's syndicates. Underwriting agency fees represent net fee income receivable from members participating on the Company's managed syndicates.

Underwriting agency fees are charged to Syndicate 2791 in full within the applicable Year of Account ('YOA'). However, turnover is accrued in these financial statements based on a management estimate of time spent managing a YOA from inception to close.

Profit commission is derived from the managed syndicates. The percentage applicable to the syndicates' profit varies by syndicate YOA and is set out in MAP's managing agency agreement between it and each capital provider. Profit commission is payable by the syndicate when a YOA closes, most usually 36 months after inception. Until the year closes, the final quantum of profit commission receivable by MAP (if any) is uncertain. The uncertainty in profit commission receivable is greatest the more immature a syndicate YOA is and it reduces as the YOA matures towards 36 months. The accrual for each YOA is made as follows:

###### Year 1 – Currently 2022 YOA

The ultimate outcome has a very wide range of uncertainty – therefore no profit commission is accrued.

###### Year 2 – Currently 2021 YOA

There is less uncertainty as insurance policies come off risk and information on insurance reserves becomes clearer – therefore 50% of the profit commission reported in the last Lloyd's interim syndicate auditor reviewed half year return is used for the accrual.

---

## MAP EQUITY LIMITED

---

### NOTES TO THE FINANCIAL STATEMENTS FOR THE YEAR ENDED 31 DECEMBER 2022

---

#### 1. ACCOUNTING POLICIES (continued)

##### Year 3 – Currently 2020 YOA

Where the final syndicate result is known full profit commission is accrued, based on the syndicate's financial statements. Where the final syndicate result is unknown, full profit commission is taken based on the latest mid point estimate of the syndicate result submitted to Lloyd's. Any changes to the profit commission mid point estimate, and the figure finally received on formal closure, is booked on the date the syndicate financial statements are approved by MAP.

#### 1.5 Tangible fixed assets

Tangible fixed assets under the cost model are stated at historical cost less accumulated depreciation and any accumulated impairment losses. Historical cost includes expenditure that is directly attributable to bringing the asset to the location and condition necessary for it to be capable of operating in the manner intended by management.

The Group adds to the carrying amount of an item of fixed assets the cost of replacing part of such an item when that cost is incurred, if the replacement part is expected to provide incremental future benefits to the Group. The carrying amount of the replaced part is derecognised. Repairs and maintenance are charged to profit or loss during the period in which they are incurred.

Depreciation is charged so as to allocate the cost of assets less their residual value over their estimated useful lives, using the straight-line method.

Depreciation is provided on the following basis:

L/Term Leasehold Property	-	20% straight line
Fixtures & fittings	-	20% straight line
Office equipment	-	50% straight line

The assets' residual values, useful lives and depreciation methods are reviewed, and adjusted prospectively if appropriate, or if there is an indication of a significant change since the last reporting date.

Gains and losses on disposals are determined by comparing the proceeds with the carrying amount and are recognised in profit or loss.

#### 1.6 Operating leases: the Group as lessee

Rentals paid under operating leases are charged to profit or loss on a straight-line basis over the lease term.

#### 1.7 Valuation of investments

Investments in subsidiaries are measured at cost less accumulated impairment.

---

## MAP EQUITY LIMITED

---

### NOTES TO THE FINANCIAL STATEMENTS FOR THE YEAR ENDED 31 DECEMBER 2022

---

#### 1. ACCOUNTING POLICIES (continued)

##### 1.8 Cash and cash equivalents

Cash is represented by cash in hand and deposits with financial institutions repayable without penalty on notice of not more than 24 hours. Cash equivalents are highly liquid investments that mature in no more than three months from the date of acquisition and that are readily convertible to known amounts of cash with insignificant risk of change in value.

In the Consolidated Statement of Cash Flows, cash and cash equivalents are shown net of bank overdrafts that are repayable on demand and form an integral part of the Group's cash management.

##### 1.9 Financial instruments

The Group only enters into basic financial instrument transactions that result in the recognition of financial assets and liabilities like trade and other debtors and creditors, loans from banks and other third parties, loans to related parties and investments in ordinary shares.

Financial assets that are measured at cost and amortised cost are assessed at the end of each reporting period for objective evidence of impairment. If objective evidence of impairment is found, an impairment loss is recognised in the Consolidated Statement of Comprehensive Income.

For financial assets measured at cost less impairment, the impairment loss is measured as the difference between an asset's carrying amount and best estimate of the recoverable amount, which is an approximation of the amount that the Group would receive for the asset if it were to be sold at the reporting date.

##### 1.10 Employee Share Ownership Trust

The original cost of the Group's shares held by the Employee Share Ownership Trust ('ESOT') are deducted from retained earnings in the Group and Company balance sheets under the heading Investment in own shares. Other assets and liabilities of the ESOT (including borrowings) are recognised as assets and liabilities of the Company and the Group.

The valuation of the shares is reviewed annually to determine whether the value of the Group's share held by the ESOT have reduced below the original cost.

If, in a subsequent period, the amount of an impairment loss decreases and the decrease can be restated objectively to a change in future profit streams, the previously recognised impairment loss is reversed. The reversal shall not result in a carrying amount that exceeds original cost.

Any profit or loss on shares transferred to employees from the ESOT is accounted for in the profit and loss of the Company and is calculated as the difference between proceeds and average cost of the shares at the time of the transfer.

Any shares purchased by the ESOT are accounted for at the date at which the shares are transferred and at the purchase price plus direct attributable stamp duty.

---

## MAP EQUITY LIMITED

---

### NOTES TO THE FINANCIAL STATEMENTS FOR THE YEAR ENDED 31 DECEMBER 2022

---

#### 1. ACCOUNTING POLICIES (continued)

##### 1.11 Foreign currency translation

###### Functional and presentation currency

The Company's functional and presentational currency is Sterling.

###### Transactions and balances

Foreign currency transactions are translated into the functional currency using the spot exchange rates at the dates of the transactions.

At each period end foreign currency monetary items are translated using the closing rate. Non-monetary items measured at historical cost are translated using the exchange rate at the date of the transaction and non-monetary items measured at fair value are measured using the exchange rate when fair value was determined.

Foreign exchange gains and losses resulting from the settlement of transactions and from the translation at period-end exchange rates of monetary assets and liabilities denominated in foreign currencies are recognised in profit or loss except when deferred in other comprehensive income as qualifying cash flow hedges.

##### 1.12 Share based payments

Where shares are awarded to employees of the Group, the fair value of the shares is charged to the Statement of Comprehensive Income in the year the shares were transferred. The fair value of the shares is measured in accordance with FRS 102 Section 26.10. All shares awarded to employees during the year have been valued using paragraph b) (1) *a recent transaction in the entity's shares*. The shares being awarded are those of the ultimate parent. The share based payment is a tax allowable expense.

##### 1.13 Pensions

###### Defined contribution pension plan

The Group operates a defined contribution plan for its employees. A defined contribution plan is a pension plan under which the Group pays fixed contributions into a separate entity. Once the contributions have been paid the Group has no further payment obligations.

The contributions are recognised as an expense in profit or loss when they fall due. Amounts not paid are shown in accruals as a liability in the Statement of Financial Position. The assets of the plan are held separately from the Group in independently administered funds.

##### 1.14 Interest receivable/payable

Interest receivable or payable is accounted for on an accruals basis.



---

MAP EQUITY LIMITED

---

NOTES TO THE FINANCIAL STATEMENTS  
FOR THE YEAR ENDED 31 DECEMBER 2022

---

**1. ACCOUNTING POLICIES (continued)**

**1.15 Current and deferred taxation**

The tax expense for the year comprises current and deferred tax. Tax is recognised in profit or loss except that a charge attributable to an item of income and expense recognised as other comprehensive income or to an item recognised directly in equity is also recognised in other comprehensive income or directly in equity respectively.

The current income tax charge is calculated on the basis of tax rates and laws that have been enacted or substantively enacted by the reporting date in the countries where the Company and the Group operate and generate income.

Deferred tax balances are recognised in respect of all timing differences that have originated but not reversed by the Statement of Financial Position, except that:

- The recognition of deferred tax assets is limited to the extent that it is probable that they will be recovered against the reversal of deferred tax liabilities or other future taxable profits;
- Any deferred tax balances are reversed if and when all conditions for retaining associated tax allowances have been met; and
- Where they relate to timing differences in respect of interests in subsidiaries, associates, branches and joint ventures and the Group can control the reversal of the timing differences and such reversal is not considered probable in the foreseeable future.

Deferred tax balances are not recognised in respect of permanent differences except in respect of business combinations, when deferred tax is recognised on the differences between the fair values of assets acquired and the future tax deductions available for them and the differences between the fair values of liabilities acquired and the amount that will be assessed for tax. Deferred tax is determined using tax rates and laws that have been enacted or substantively enacted by the reporting date.

**1.16 Going Concern**

Both syndicates continue to write business across all lines of business at rates it deems appropriate and therefore these accounts have been prepared on a going concern basis.

---

MAP EQUITY LIMITED

---

NOTES TO THE FINANCIAL STATEMENTS  
FOR THE YEAR ENDED 31 DECEMBER 2022

---

2. TURNOVER

All turnover relates to the Group's principal activity and comprises underwriting agency fees, profit commission and management charges levied for administering MAP Capital Limited ('MCL'), a corporate underwriting member which participates on the managed Syndicates 2791 and 6103. Directors have interests in MCL (see note 20).

All turnover arose in the UK and the management charges were negotiated on an arm's length basis.

	2022 £000	2021 £000
Breakdown of turnover:		
Underwriting fees	3,003	2,919
2020 YOA (2019 YOA) Profit commission	1,735	6,156
2021 YOA (2020 YOA) Profit commission	-	-
Management charges	83	83
	<u>4,821</u>	<u>9,158</u>

3. STAFF COSTS

	2022 £000	2021 £000
Details of staff costs are shown below:		
Wages and salaries	5,674	5,314
Social security costs	779	694
Other pensions costs	395	343
Other staff costs	389	405
Profit related remuneration	935	2,291
Social security costs on profit related remuneration	138	369
	<u>8,310</u>	<u>9,416</u>

Of the total staff costs of £8,310,000 (2021: £9,416,000) a total of £6,110,000 (2021: £5,682,000) was recharged to Syndicate 2791, which is under management by the Group's managing agency, MAP.

Profit related remuneration relates wholly to MAP and is not recharged to either managed syndicate.

Profit related remuneration and social security costs are charged to the Statement of Comprehensive Income on an accruals basis as per accounting policy 1.4.

---

**MAP EQUITY LIMITED**

---

**NOTES TO THE FINANCIAL STATEMENTS  
FOR THE YEAR ENDED 31 DECEMBER 2022**

---

	2022 £000	2021 £000
<b>The average monthly number of employees, including the directors, during the year was as follows:</b>		
Administration	19	18
Underwriting	26	26
Claims	7	6
	<u>52</u>	<u>50</u>

	2022 £000	2021 £000
<b>Included in gross staff costs are directors' emoluments as follows:</b>		
Salaries	890	860
Profit related remuneration	204	1,064
Private health insurance	9	9
	<u>1,103</u>	<u>1,933</u>

Of the total directors' emoluments, £204,000 (2021: £1,064,000) relates to profit related remuneration, of which all is in relation to the 2020 syndicate year of account. Of the balance of the total directors' emoluments, £791,000 (2021: £765,000) was recharged to Syndicate 2791. Profit related remuneration is not recharged to either managed syndicate.

	2022 £000	2021 £000
<b>Included in the gross directors' emoluments above are amounts expended in respect of the highest paid director as follows:</b>		
Salary	378	365
Profit related remuneration	87	623
Private healthcare insurance	3	3
	<u>468</u>	<u>991</u>

The profit related remuneration of the highest paid director is in regard to the 2020 syndicate year of account (2021: £512,000 in respect of 2019 syndicate year of account and £110,000 in respect of 2018 syndicate year of account).

The 2021 profit related remuneration figures in the tables above have been restated since last year. Previously these figures had been incorrectly based on the relevant directors' share of total profit commission as opposed to the profit pool. This is purely a disclosure point and doesn't have any financial impact as the correct figures were recorded in the prior period.

---

MAP EQUITY LIMITED

---

NOTES TO THE FINANCIAL STATEMENTS  
FOR THE YEAR ENDED 31 DECEMBER 2022

---

4. OPERATING PROFIT

	2022 £000	2021 £000
The operating profit is stated after charging the following items		
Depreciation	54	132
Operating lease rentals for land and buildings	955	717
Hire of plant and equipment	15	14
Foreign exchange loss/(gain)	882	144
Auditor's remuneration for:		
Current year audit for Company's annual accounts	12	11
Current year audit for the Subsidiaries' annual accounts	42	35

The above figures highlight the Group operating expenses that may be of interest. These amounts are incurred by the Group but some of the expenses are recharged to Syndicate 2791. Only the element not recharged to the syndicate forms part of the Group expenses in the Statement of Comprehensive Income.

A total of £47,000 (2021: £118,000) in respect of depreciation and £897,000 (2021: £660,000) in respect of operating lease rentals for land and buildings were recharged to Syndicate 2791. Services provided by BWCI Trust Company Limited in relation to the Employee Share Ownership Trust totalled £9,000 (2021: £12,000) for the year.

5. INTEREST PAYABLE

	2022 £000	2021 £000
Other interest payable	1	5
	<u>1</u>	<u>5</u>

6. INTEREST RECEIVABLE

	2022 £000	2021 £000
Other interest receivable	60	1
	<u>60</u>	<u>1</u>

---

**MAP EQUITY LIMITED**

---

**NOTES TO THE FINANCIAL STATEMENTS  
FOR THE YEAR ENDED 31 DECEMBER 2022**

---

**7. TAXATION**

	2022 £000	2021 £000
<b>Corporation tax</b>		
Current tax on profits for the year	665	672
<b>Total current tax</b>	<u>665</u>	<u>672</u>
<b>Deferred tax</b>		
Origination and reversal of timing differences	(7)	307
<b>Total deferred tax</b>	<u>(7)</u>	<u>307</u>
<b>Taxation on profit on ordinary activities</b>	<u>658</u>	<u>979</u>

**Factors affecting tax charge for the year**

The tax assessed for the year is higher than (2021 - *higher than*) the standard rate of corporation tax in the UK of 19% (2021 - 19%). The differences are explained below:

	2022 £000	2021 £000
Profit on ordinary activities before tax	<u>3,116</u>	<u>5,033</u>
Profit on ordinary activities multiplied by standard rate of corporation tax in the UK of 19% (2021 - 19%)	592	956
<b>Effects of:</b>		
Adjustment due to differential in tax rate used by Employee Share Trust	66	23
<b>Total tax charge for the year</b>	<u>658</u>	<u>979</u>

---

MAP EQUITY LIMITED

---

NOTES TO THE FINANCIAL STATEMENTS  
FOR THE YEAR ENDED 31 DECEMBER 2022

---

8. DIVIDENDS

	2022 £000	2021 £000
Interim dividend paid on 31 March 2022 and 11 April 2022 £2.24 and \$17.89 per ordinary 'A' and 'B' share USD rate: 1.3145 (2021: \$8.24 at USD rate: 1.3853)	2,386	891
	<u>2,386</u>	<u>891</u>

In accordance with FRS 102 Section 9, the Employee Share Ownership Trust is included in the consolidated financial statements and therefore the dividends paid to the Employee Share Ownership Trust are eliminated and only dividends paid externally to the Group are shown above.

During 2022 the trustee of the Employee Share Ownership Trust waived its right to £223,000 and \$1,782,000 (2021: £596,000) of the dividend.

On 23 March 2023 the directors proposed an interim dividend of £3.35 per ordinary 'A' and 'B' share. Dividend payment was made on 19 April 2023. The trustee of the Employee Share Ownership Trust waived its right to its entire dividend of £345,000.

---

MAP EQUITY LIMITED

---

NOTES TO THE FINANCIAL STATEMENTS  
FOR THE YEAR ENDED 31 DECEMBER 2022

---

9. TANGIBLE FIXED ASSETS

	Group			
	L/Term Leasehold Property £000	Fixtures & fittings £000	Office equipment £000	Total £000
<b>Cost or valuation</b>				
At 1 January 2022	236	80	370	686
Additions	-	-	9	9
At 31 December 2022	236	80	379	695
<b>Depreciation</b>				
At 1 January 2022	218	80	308	606
Charge for the year on owned assets	6	-	47	53
At 31 December 2022	224	80	355	659
<b>Net book value</b>				
At 31 December 2022	12	-	24	36
At 31 December 2021	18	-	62	80

---

**MAP EQUITY LIMITED**

---

**NOTES TO THE FINANCIAL STATEMENTS  
FOR THE YEAR ENDED 31 DECEMBER 2022**

---

**10. PRINCIPAL SUBSIDIARIES**

The Company is the only company in the Group for which consolidated accounts are prepared. The Group structure can be summarised as follows:

Company name	Country of incorporation	Percentage shareholding	Description
<b>Direct holdings</b>			
Managing Agency Partners Holdings Limited	United Kingdom	90%	Intermediate holding company
<b>Indirect holdings</b>			
Managing Agency Partners Limited	United Kingdom	90%	Managing Agent at Lloyd's of London

All subsidiaries within the Group are registered at the same address.

**11. FIXED ASSET INVESTMENTS**

Investments at the year end comprise an investment in a subsidiary, Managing Agency Partners Holdings Limited ('MHL'), a holding equivalent of circa 90% of both the issued share capital and the economic interest. In the year ended 31 December 2022, MHL made a profit after tax of £2,838,000 (2021: £1,050,000) with a retained profit, after dividends paid, of £3,000 (2021: loss of £7,000).

There was no capital contribution in 2022 (2021: capital contribution of £134,000 in the form of 900 Company shares).

This resulted in an aggregate of capital and reserves of £4,274,000 (2021: £4,271,000) at the end of the year. The investment in MHL comprises 250,000 shares directly owned by the Company and 2,002 shares owned by the Employee Share Ownership Trust. MHL holds 100% of the shares in Managing Agency Partners Limited.

Company	Investments in subsidiary companies £000
<b>Cost or valuation</b>	
At 1 January 2022	4,102
At 31 December 2022	<u>4,102</u>



MAP EQUITY LIMITED

NOTES TO THE FINANCIAL STATEMENTS  
FOR THE YEAR ENDED 31 DECEMBER 2022

12. DEBTORS

	Group 2022 £000	Group 2021 £000	Company 2022 £000	Company 2021 £000
<b>Due after more than one year</b>				
Other debtors	1,401	1,401	1,401	1,401
	<u>1,401</u>	<u>1,401</u>	<u>1,401</u>	<u>1,401</u>
<b>Due within one year</b>				
Amounts owed by group companies	-	-	-	15
Other debtors	368	465	-	-
Prepayments and accrued income	1,764	9,173	3	2
Deferred taxation	8	2	-	-
	<u>3,541</u>	<u>11,041</u>	<u>1,404</u>	<u>1,418</u>

13. CREDITORS: Amounts falling due within one year

	Group 2022 £000	Group 2021 £000	Company 2022 £000	Company 2021 £000
Trade creditors	1	6	-	-
Amounts owed to group undertakings	-	-	7,901	7,900
Corporation tax	323	746	100	33
Other taxation and social security	227	226	-	-
Other creditors	496	4,301	-	494
Accruals and deferred income	1,053	1,117	50	12
	<u>2,100</u>	<u>6,396</u>	<u>8,051</u>	<u>8,439</u>

14. CREDITORS: Amounts falling due after more than one year

	Group 2022 £000	Group 2021 £000
Other creditors	120	105
Accruals and deferred income	902	901
	<u>1,022</u>	<u>1,006</u>

---

MAP EQUITY LIMITED

---

NOTES TO THE FINANCIAL STATEMENTS  
FOR THE YEAR ENDED 31 DECEMBER 2022

---

15. DEFERRED TAXATION

Group

2022  
£000

At beginning of year	2
Charged to the profit or loss	6
At end of year	<u>8</u>

The deferred tax asset is made up as follows:

	Group 2022 £000	Group 2021 £000
Accelerated capital allowances	8	2
	<u>8</u>	<u>2</u>

---

MAP EQUITY LIMITED

---

NOTES TO THE FINANCIAL STATEMENTS  
FOR THE YEAR ENDED 31 DECEMBER 2022

---

16. SHARE CAPITAL

	2022 £000	2021 £000
<b>Authorised</b>		
150,000 (2021 - 150,000) Ordinary A shares of £1.00 each	150	150
350,000 (2021 - 350,000) Ordinary B shares of £1.00 each	350	350
	<u>500</u>	<u>500</u>
<b>Allotted, called up and fully paid</b>		
75,000 (2021 - 75,000) Ordinary A shares of £1.00 each	75	75
175,000 (2021 - 175,000) Ordinary B shares of £1.00 each	175	175
	<u>250</u>	<u>250</u>

'A' shareholders are entitled to one vote per share. 'B' shareholders have no entitlement to vote. Both share classes have identical rights in respect of dividend payments.

The called up share capital, as seen on both the Group and Company Statement of Changes in Equity and the Group and Company Statement of Financial Position, is the nominal value of shares.

The investment in own shares of £12,155,000, as seen on both the Group and Company Statement of Changes in Equity and the Group and Company Statement of Financial Position, is the value of the shares held by the ESOT. Each share class is valued at the lower of cost and net realisable value.

Within the Company Statement of Financial Position there is a share-based payment reserve of £3,844,000. This represents the market value at the time of all MAP Equity shares gifted to employees. This is a non-distributable reserve and has no effect on the company profit.

---

MAP EQUITY LIMITED

---

NOTES TO THE FINANCIAL STATEMENTS  
FOR THE YEAR ENDED 31 DECEMBER 2022

---

17. EMPLOYEE SHARE OWNERSHIP TRUST

The Company is a party to an Employee Share Trust which, on 31 December 2022, held the following number of shares in MEL:

Share class	2022	2021
'A' Shares	15,000	15,000
'B' Shares	84,815	84,605
	<u>99,815</u>	<u>99,605</u>

The ESOT also holds 2,002 'C' Shares (2021: 2,002) in the subsidiary, Managing Agency Partners Holdings Limited. These shares are held for investment purposes.

The 'A' Shares were revalued from £142.40 to £178.92 resulting in a reversal of impairment loss of £548,000.

- On 13 January 2022 the ESOT purchased 50 'B' shares from an employee considered a 'bad leaver' at par value.
- On 30 August 2022 the ESOT purchased 60 'B' shares from an employee considered a 'bad leaver' at par value.
- On 13 September 2022 the ESOT purchased 50 'B' shares from an employee considered a 'bad leaver' at par value.
- On 9 December 2022 the ESOT purchased 50 'B' shares from an employee considered a 'bad leaver' at par value.

Further transactions that have occurred between 31 December 2022 and the date of the accounts being signed are as followed:

- On 13 March 2023 the ESOT purchased 10,000 'B' shares from an employee considered a 'good leaver' at a value of £890,000 and \$1,497,000.
- On 13 March 2023 the ESOT purchased 250 'B' shares from an employee considered a 'good leaver' at a value of £22,000 and \$37,000.
- On 13 March 2023 the ESOT purchased 125 'B' shares from an employee considered a 'good leaver' at a value of £11,000 and \$19,000.
- On 13 March 2023 the ESOT purchased 50 'B' shares from an employee considered a 'good leaver' at a value of £4,000 and \$7,000.
- On 3 April 2023 the ESOT purchased 100 'B' shares from an employee considered a 'bad leaver' at par value.
- On 14 April 2023, a total of 10,100 'B' shares were gifted to 21 employees of MAP. The value of each share was £178.92.

The distribution of shares held by the ESOT is at the discretion of the directors and all expenses of the trust are borne by the Company.

---

**MAP EQUITY LIMITED**

---

**NOTES TO THE FINANCIAL STATEMENTS  
FOR THE YEAR ENDED 31 DECEMBER 2022**

---

**18. PENSION COMMITMENTS**

The Group operates a defined contribution pension scheme, the MAP Group Personal Pension scheme, for its directors and employees. The Group's contribution to the scheme for 2022 totalled £395,000 (2021: £343,000) of which £348,000 (2021: £301,000) was recharged to Syndicate 2791.

The assets of the scheme are held separately from those of the Group in an independently administered fund.

**19. COMMITMENTS UNDER OPERATING LEASES**

At 31 December 2022 the Group had future minimum lease payments due under non-cancellable operating leases for each of the following periods:

	<b>Group 2022 £000</b>	<b>Group 2021 £000</b>
Not later than 1 year	838	805
Later than 1 year and not later than 5 years	708	1,340
	<u><u>1,546</u></u>	<u><u>2,145</u></u>

**20. RELATED PARTY TRANSACTIONS**

The directors of MEL provide underwriting capacity to the Group's managed Syndicates via an unaligned corporate vehicle, MAP Capital Limited ('MCL'), and a limited liability partnership, Nomina 208 LLP. The directors and their related party interests are as follows:

	<b>2022 YOA MCL* voting rights %</b>	<b>2022 Capacity on 2791 ** £000</b>	<b>2022 Capacity on 6103 ** £000</b>	<b>2021 YOA MCL* voting rights %</b>	<b>2021 Capacity on 2791 ** £000</b>	<b>2021 Capacity on 6103 ** £000</b>
A Kong	6	2,485	276	6	2,485	276
C J Smelt	6	2,353	257	6	2,353	257
R K Trubshaw	35	9,881	1,825	34	9,881	1,825

\*MCL is an unaligned corporate member that provides underwriting capacity to Syndicates 2791 and 6103.

\*\*Participation via Nomina 208 LLP and MCL, both unaligned corporate members.

All transactions between MAP Equity Group and the corporate capital vehicle, in which the directors and their related parties have an interest, are made on an arm's length basis. Profit commission and Managing Agent's fees are identical to all other capital providers.

---

MAP EQUITY LIMITED

---

NOTES TO THE FINANCIAL STATEMENTS  
FOR THE YEAR ENDED 31 DECEMBER 2022

---

**21. POST BALANCE SHEET EVENTS**

In March and April 2023, the Employee Share Ownership Trust purchased a total of 10,525 'B' Class shares of MAP Equity from five employees, four of which were deemed "good leavers" and received a price of £89.01 and \$149.68 per share. One was deemed a "bad leaver" and received par price of £1 per share.

In April 2023, the directors of MAP Equity gifted a total of 10,100 'B' Class shares to 21 employees of Managing Agency Partners Ltd. The value of each share was £178.92.