


Company Registration Number: 3641769

Aegis Underwriting Limited

**Annual Report
31 December 2022**

Contents:

Company Information	1
Strategic Report	2
Report of the Directors	4
Independent Auditor's Report	6
Statement of Comprehensive Income – Technical Account – general business	9
Statement of Comprehensive Income – Non Technical Account	10
Statement of Financial Position	11
Statement of Changes in Equity	13
Statement of Cash Flows	14
Notes to the Financial Statements	16



Aegis Underwriting Limited
Company Information

Directors

Mr S C Chandler
Mrs L C Chandler

Members' Agent

Argenta Private Capital Limited
(Regulated by the Financial Conduct Authority)

Company Secretary

Argenta Secretariat Limited

Registered Office

5th Floor, 70 Gracechurch Street
London
EC3V 0XL

Auditor

PKF Littlejohn LLP
15 Westferry Circus
Canary Wharf
London
E14 4HD

Aegis Underwriting Limited

Strategic Report

The Directors submit their Strategic Report for the Company for the year ended 31 December 2022.

Business Review

The Company continues to write insurance business in the Lloyd's insurance market as a Lloyd's Corporate Capital Member.

The Financial Statements incorporate the annual accounting results of the Syndicates on which the Company participates for the 2020, 2021 and 2022 years of account, as well as any 2019 and prior run-off years. The 2020 year closed at 31 December 2022 with a result of £196,660 (2019 - £137,741). The 2021 and 2022 open underwriting accounts will normally close at 31 December 2023 and 2024 respectively.

Results and Dividends

The results for the year are set out on pages 9 to 10 of the Financial Statements. Dividends totalling £nil were paid in the year (2021 - £nil).

Financial Risk Management Objectives and Policies

The Company is principally exposed to financial risk through its participation on Lloyd's Syndicates. It has delegated sole management and control of its underwriting through each Syndicate to the managing agent of that Syndicate and it looks to the managing agents to implement appropriate policies, procedures and internal controls to manage each Syndicate's exposures to insurance risk, credit risk, market risk, liquidity risk and operational risk. The Company is also directly exposed to these risks, but they are not considered material for the assessment of the assets, liabilities, financial position and profit or loss of the Company.

Hedge accounting is not used by the Company.

Key Performance Indicators

	2022	2021
Capacity (youngest underwriting year)	£9,210,597	£8,732,792
Gross premium written as a % of capacity	118.1%	98.1%
Underwriting result of latest run-off/closed year:		
as a % of capacity	7.5%	(2.0)%
Run-off years of account movement	-	-
Combined ratio	91.6%	91.9%

The combined ratio is the ratio of net claims incurred and net operating expenses to net premiums earned.

Section 172(1) Statement


The Directors have considered the matters set out in Section 172(1) of the Companies Act 2006 when performing their duties and comments as follows:

- The Company continues to operate in the Lloyd's insurance market. The majority of its activities are carried out by the syndicates on which it participates. The Company is not involved directly in the management of the syndicates' activities, as these are the responsibility of the Managing Agents.
- Other than the Directors the Company has no employees. The Directors do not receive any remuneration from the Company.
- The Company's only suppliers are those who provide services for the administration of the Company. The Directors ensure supplier invoices are paid on time in line with any agreed terms.
- The Company's operations do not by their very nature produce significant environmental emissions.
- The Company and the syndicates are required to operate within the guidelines and code of conduct of the Lloyd's market. Behind the Lloyd's market is the Lloyd's Corporation, an independent organisation and regulator that acts to protect and maintain the market's reputation and provides services and original research, reports and analysis to the industry's knowledge base. The Directors ensure compliance with relevant requirements and promote high standards of business conduct.

Aegis Underwriting Limited
Strategic Report (continued)

Section 172(1) Statement (continued)

- f) The Directors work very closely with the Members of the Company to discuss all significant decisions including the level of participation on the syndicates.


Steve Chandler (Aug 17, 2023 15:35 PDT)

Approved by the Board on 17/08/2023
and signed on its behalf by:

S C CHANDLER
Director

Aegis Underwriting Limited

Report of the Directors

The Directors submit their Report together with the audited Financial Statements of the Company for the year ended 31 December 2022.

Principal Activities

The principal activity of the Company is that of trading as a Lloyd's Corporate Capital Member. The Company continues to underwrite for the 2023 year of account.

Statement of Directors' Responsibilities

The Directors are responsible for preparing the Strategic Report, Report of the Directors' and the Financial Statements in accordance with applicable law and regulations.

Company law requires the Directors to prepare Financial Statements for each financial year. Under that law the Directors have elected to prepare the Financial Statements in accordance with applicable law and United Kingdom Accounting Standards (United Kingdom Accounting Generally Accepted Accounting Practice), including FRS 102 "The Financial Reporting Standard applicable in the UK and Republic of Ireland". Under Company law the Directors must not approve the Financial Statements unless they are satisfied that they give a true and fair view of the state of affairs of the Company and of the profit or loss of the Company for that period. In preparing these Financial Statements, the Directors are required to:

- select suitable accounting policies and then apply them consistently;
- make judgements and accounting estimates that are reasonable and prudent;
- state whether applicable UK Accounting Standards have been followed, subject to any material departures disclosed and explained in the Financial Statements; and
- prepare the Financial Statements on the going concern basis unless it is inappropriate to presume that the Company will continue in business.

The Directors are responsible for keeping adequate accounting records that are sufficient to show and explain the Company's transactions and disclose with reasonable accuracy at any time the financial position of the Company and enable them to ensure that the Financial Statements comply with the Companies Act 2006. They are also responsible for safeguarding the assets of the Company and hence for taking reasonable steps for the prevention and detection of fraud and other irregularities.

Directors

The Directors who served at any time during the year and to the date of this report were as follows:

Mr S C Chandler
Mrs L C Chandler

Aegis Underwriting Limited
Report of the Directors (continued)

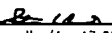
Auditor

The auditor, PKF Littlejohn LLP, will be proposed for reappointment in accordance with section 485 of the Companies Act 2006.

In the case of each of the persons who are Directors at the time this report is approved, the following applies:

- a) So far as the Directors are aware, there is no relevant audit information of which the Company's auditor is unaware; and
- b) they have taken all the steps that they ought to have taken as Directors in order to make themselves aware of any relevant audit information and to establish that the Company's auditor is aware of that information.

Approved by the Board on 17/08/2023
and signed on its behalf by:


Steve Chandler (Aug 17, 2023 15:35 PDT)
S C CHANDLER

Director

Aegis Underwriting Limited

Independent Auditor's Report

Independent Auditor's report to the Members of Aegis Underwriting Limited

Opinion

We have audited the Financial Statements of Aegis Underwriting Limited (the 'Company') for the year ended 31 December 2022 which comprise the Statement of Comprehensive Income, Statement of Financial Position, Statement of Changes in Equity, Statement of Cash Flows and notes to the Financial Statements, including a summary of significant accounting policies. The financial reporting framework that has been applied in their preparation is applicable law and United Kingdom Accounting Standards, including FRS 102 "The Financial Reporting Standard applicable in the UK and Republic of Ireland" (United Kingdom Generally Accepted Accounting Practice).

In our opinion, the Financial Statements:

- give a true and fair view of the state of the company's affairs as at 31 December 2022 and of its profit for the year then ended;
- have been properly prepared in accordance with United Kingdom Generally Accepted Accounting Practice; and
- have been prepared in accordance with the requirements of the Companies Act 2006.

Basis for opinion

We conducted our audit in accordance with International Standards on Auditing (UK) (ISAs (UK)) and applicable law. Our responsibilities under those standards are further described in the Auditor's responsibilities for the audit of the Financial Statements section of our report. We are independent of the company in accordance with the ethical requirements that are relevant to our audit of the Financial Statements in the UK, including the FRC's Ethical Standard, and we have fulfilled our other ethical responsibilities in accordance with these requirements. We believe that the audit evidence we have obtained is sufficient and appropriate to provide a basis for our opinion.

Conclusions relating to going concern

In auditing the Financial Statements, we have concluded that the director's use of the going concern basis of accounting in the preparation of the Financial Statements is appropriate.

Based on the work we have performed, we have not identified any material uncertainties relating to events or conditions that, individually or collectively, may cast significant doubt on the company's ability to continue as a going concern for a period of at least twelve months from when the financial statements are authorised for issue.

Our responsibilities and the responsibilities of the directors with respect to going concern are described in the relevant sections of this report.

Other information

The other information comprises the information included in the annual report, other than the Financial Statements and our auditor's report thereon. The Directors are responsible for the other information contained within the annual report. Our opinion on the Financial Statements does not cover the other information and, except to the extent otherwise explicitly stated in our report, we do not express any form of assurance conclusion thereon. Our responsibility is to read the other information and, in doing so, consider whether the other information is materially inconsistent with the Financial Statements or our knowledge obtained in the course of the audit, or otherwise appears to be materially misstated. If we identify such material inconsistencies or apparent material misstatements, we are required to determine whether this gives rise to a material misstatement in the Financial Statements themselves. If, based on the work we have performed, we conclude that there is a material misstatement of this other information, we are required to report that fact.

We have nothing to report in this regard.

Opinions on other matters prescribed by the Companies Act 2006

In our opinion, based on the work undertaken in the course of the audit:

- the information given in the Strategic Report and the Report of the Directors for the financial year for which the Financial Statements are prepared is consistent with the Financial Statements; and
- the Strategic Report and the Report of the Directors have been prepared in accordance with applicable legal requirements.

Aegis Underwriting Limited

Independent Auditor's Report (continued)

Re

Matters on which we are required to report by exception

In light of the knowledge and understanding of the company and its environment obtained in the course of the audit, we have not identified material misstatements in the Strategic Report or the Report of the Directors.

We have nothing to report in respect of the following matters in relation to which the Companies Act 2006 requires us to report to you if, in our opinion:

- adequate accounting records have not been kept, or returns adequate for our audit have not been received from branches not visited by us; or
- the Financial Statements are not in agreement with the accounting records and returns; or
- certain disclosures of Directors' remuneration specific by law are not made; or
- we have not received all the information and explanations we require for our audit.

Responsibilities of Directors

As explained more fully in the Statement of Directors' responsibilities set out on page 4, the Directors are responsible for the preparation of the Financial Statements and for being satisfied that they give a true and fair view, and for such internal control as they determine is necessary to enable the preparation of Financial Statements that are free from material misstatement, whether due to fraud or error.

In preparing the Financial Statements, the Directors are responsible for assessing the company's ability to continue as a going concern, disclosing, as applicable, matters related to going concern and using the going concern basis of accounting unless the Directors either intend to liquidate the company or to cease operations, or have no realistic alternative but to do so.

Auditor's responsibilities for the audit of the Financial Statements

Our objectives are to obtain reasonable assurance about whether the Financial Statements as a whole are free from material misstatement, whether due to fraud or error, and to issue an auditor's report that includes our opinion. Reasonable assurance is a high level of assurance but is not a guarantee that an audit conducted in accordance with ISAs (UK) will always detect a material misstatement when it exists. Misstatements can arise from fraud or error and are considered material if, individually or in the aggregate, they could reasonably be expected to influence the economic decisions of users taken on the basis of these Financial Statements.

Irregularities, including fraud, are instances of non-compliance with laws and regulations. We design procedures in line with our responsibilities, outlined above, to detect material misstatements in respect of irregularities, including fraud. The procedures we have undertaken to detect irregularities, including fraud, are detailed below:

- We obtained an understanding of the company and the sector in which it operates to identify laws and regulations that could reasonably be expected to have a direct effect on the Financial Statements. We obtained our understanding in this regard through discussion with management and the application of our knowledge and experience of the sector in which the company operates in. We determined the principal laws and regulations relevant to the company in this regard to be those arising from the Companies Act 2006, Lloyd's byelaws as they relate to the company and UK taxation legislation.
- We designed our audit procedures to ensure the audit team considered whether there were any indications of non-compliance by the company with those laws and regulations. These procedures included, but were not limited to:
 - discussion with management of any known, or suspected instances, of non-compliance by the company with those laws and regulations;
 - discussion with management of any, or suspected, incidence of fraud;
 - review of the financial statement disclosures and testing to supporting documentation to assess compliance with applicable laws and regulations.
 - review of the minutes of the board of directors and other correspondence as we deemed appropriate; and
 - review and testing of the system of controls established by management to ensure the accuracy of the financial statements.
- We identified the risks of material misstatement of the Financial Statements due to fraud as being those arising from management override of controls. We have addressed this risk by performing audit procedures which included, but were not limited to, the testing of journals, reviewing material accounting estimates for evidence of bias and evaluating the business rationale of any significant transactions that are unusual or outside the normal course of business that came to our attention.

Aegis Underwriting Limited

Independent Auditor's Report (continued)

Auditor's responsibilities for the audit of the Financial Statements (continued)

Because of the inherent limitations of an audit, there is a risk that we will not detect all irregularities, including those leading to a material misstatement in the Financial Statements or non-compliance with regulation. This risk increases the more that compliance with a law or regulation is removed from the events and transactions reflected in the Financial Statements, as we will be less likely to become aware of instances of non-compliance. The risk is also greater regarding irregularities occurring due to fraud rather than error, as fraud involves intentional concealment, forgery, collusion, omission or misrepresentation.

A further description of our responsibilities for the audit of the Financial Statements is located on the Financial Reporting Council's website at: www.frc.org.uk/auditorsresponsibilities. This description forms part of our auditor's report.

Use of the audit report

This report is made solely to the company's Members as a body in accordance with Chapter 3 of Part 16 of the Companies Act 2006. Our audit work has been undertaken so that we might state to the company's Members those matters we are required to state to them in an auditor's report and for no other purpose. To the fullest extent permitted by law, we do not accept or assume responsibility to anyone other than the company and the company's Members as a body for our audit work, for this report, or for the opinions we have formed.

TUE Seaman

Thomas Seaman (Senior Statutory Auditor)
For and on behalf of PKF Littlejohn LLP
Statutory Auditor

15 Westferry Circus
Canary Wharf
London
E14 4HD

Date: 21/08/2023

Aegis Underwriting Limited
Statement of Comprehensive Income
Technical Account – general business
For the year ended 31 December 2022

	Note	2022 £	2021 £
Premiums			
Gross premiums written	1	10,875,034	8,566,597
Outward reinsurance premiums	1	(2,480,955)	(2,101,947)
Net premiums written		<u>8,394,079</u>	<u>6,464,650</u>
Change in the provision for unearned premiums			
Gross provision	1	(613,298)	(346,952)
Reinsurers' share	1	111,751	24,150
Earned premiums, net of reinsurance		<u>7,892,532</u>	<u>6,141,848</u>
Allocated investment return transferred from the non-technical account		(288,201)	22,511
Other technical income, net of reinsurance		-	-
Claims paid			
Gross amount	1	(4,283,838)	(4,136,514)
Reinsurers' share	1	1,150,390	1,310,607
Net claims paid		<u>(3,133,448)</u>	<u>(2,825,907)</u>
Change in provision for claims			
Gross amount	1	(2,217,213)	(732,397)
Reinsurers' share	1	858,644	216,094
Change in net provision for claims		<u>(1,358,569)</u>	<u>(516,303)</u>
Claims incurred, net of reinsurance		(4,492,017)	(3,342,210)
Changes in other technical provisions, net of reinsurance		-	-
Net operating expenses	1,2	(2,734,844)	(2,301,993)
Other technical charges, net of reinsurance	1	(487)	-
Balance on the technical account for general business		<u>376,983</u>	<u>520,156</u>

The accounting policies and notes on pages 16 to 43 form part of these Financial Statements.

Aegis Underwriting Limited
Statement of Comprehensive Income
Non Technical Account
For the year ended 31 December 2022

	Note	2022 £	2021 £
Balance on technical account for general business		376,983	520,156
Investment income	3	(288,141)	84,911
Allocated investment return transferred to the general business technical account		288,201	(22,511)
Other income		-	-
Other charges, including value adjustments		(317,839)	(446,757)
Profit on ordinary activities before taxation	4	<u>59,204</u>	<u>135,799</u>
Tax on profit on ordinary activities	5	(21,021)	(1,054)
Profit for the financial year		<u>38,183</u>	<u>134,745</u>
Other comprehensive (expenditure)/income:			
Currency translation differences		(13,289)	597
Tax on other comprehensive (expenditure)/income		4,164	152
Total comprehensive profit	10	<u>29,058</u>	<u>135,494</u>

All amounts relate to continuing operations.

The accounting policies and notes on pages 16 to 43 form part of these Financial Statements.

Aegis Underwriting Limited
Statement of Financial Position
As at 31 December 2022


		31 December 2022			31 December 2021		
	Note	Syndicate Participation £	Corporate £	Total £	Syndicate Participation £	Corporate £	Total £
Assets							
Intangible assets	6	-	313	313	-	16,639	16,639
Investments							
Other financial investments	7	10,483,850	-	10,483,850	8,243,270	-	8,243,270
Deposits with ceding undertakings		23,195	-	23,195	50,252	-	50,252
		10,507,045	-	10,507,045	8,293,522	-	8,293,522
Reinsurers' share of technical provisions							
Provision for unearned premiums	8	880,449	-	880,449	686,279	-	686,279
Claims outstanding	8	4,775,346	-	4,775,346	3,295,107	-	3,295,107
Other technical provisions		-	-	-	-	-	-
		5,655,795	-	5,655,795	3,981,386	-	3,981,386
Debtors							
Amounts falling due within one year	7,11	4,710,771	76,324	4,787,095	3,548,721	276,139	3,824,860
Amounts falling due after one year	7	543,416	65,095	608,511	416,502	-	416,502
		5,254,187	141,419	5,395,606	3,965,223	276,139	4,241,362
Other assets							
Cash at bank and in hand		574,387	13,777	588,164	415,359	5,251	420,610
Other		521,944	-	521,944	515,630	-	515,630
		1,096,331	13,777	1,110,108	930,989	5,215	936,240
Prepayments and accrued income							
Accrued interest		26,505	-	26,505	17,873	-	17,873
Deferred acquisitions costs	8	1,106,475	-	1,106,475	922,719	-	922,719
Other prepayments and accrued income		50,956	-	50,956	30,643	-	30,643
		1,183,936	-	1,183,936	971,235	-	971,235
Total assets		23,697,294	155,509	23,852,803	18,142,355	298,029	18,440,384

The accounting policies and notes on pages 16 to 43 form part of these Financial Statements.

Aegis Underwriting Limited
Statement of Financial Position
As at 31 December 2022

		31 December 2022			31 December 2021		
	Note	Syndicate Participation £	Corporate £	Total £	Syndicate Participation £	Corporate £	Total £
Liabilities and Shareholder's funds							
Capital and reserves							
Called up share capital	9	-	380	380	-	380	380
Capital redemption		-	-	-	-	-	-
Capital contribution		-	-	-	-	-	-
Share premium account		-	-	-	-	-	-
Profit and loss account	10	(26,282)	(107,113)	(133,395)	(245,925)	83,472	(162,453)
Shareholder's funds – attributable to equity interests		(26,282)	(106,733)	(133,015)	(245,925)	83,852	(162,073)
Technical provisions							
Provision for unearned premiums	8	4,782,718	-	4,782,718	3,795,865	-	3,795,865
Claims outstanding	8	15,929,081	-	15,929,081	12,212,325	-	12,212,325
Other technical provisions		-	-	-	-	-	-
Provisions for other risks							
Deferred taxation	11	-	-	-	-	-	-
Other		13,808	-	13,808	11,173	-	11,173
Deposit received from reinsurers		1,541	-	1,541	5,812	-	5,812
Creditors							
Amounts falling due within one year	7	2,180,407	222,129	2,402,536	1,833,414	180,642	2,014,056
Amounts falling due after one year	7	628,019	-	628,019	358,831	-	358,831
		2,808,426	222,129	3,030,555	2,192,245	180,642	2,372,887
Accruals and deferred income		188,002	40,113	228,115	170,860	33,535	204,395
Total liabilities		23,697,294	155,509	23,852,803	18,142,355	298,029	18,440,384

Approved and authorised for issue by the Board of Directors on 17/08/2023
and signed on its behalf by:


Steve Chandler (Aug 17, 2023 15:35 PDT)
S C CHANDLER
Director

Company registration number: 3641769

The accounting policies and notes on pages 16 to 43 form part of these Financial Statements.

Aegis Underwriting Limited
Statement of Changes in Equity
For the year ended 31 December 2022

	Called up share capital £	Capital redemption reserve £	Share premium account £	Profit and loss account £	Capital contribution reserve £	Total £
1 January 2021	380	-	-	(297,947)	-	(297,567)
Profit for the year	-	-	-	134,745	-	134,745
Other comprehensive income	-	-	-	749	-	749
Total comprehensive income	-	-	-	135,494	-	135,494
Proceeds from the issue of shares	-	-	-	-	-	-
Movement in reserves	-	-	-	-	-	-
Dividends paid	-	-	-	-	-	-
As at 31 December 2021	380	-	-	(162,453)	-	(162,073)
Profit for the year	-	-	-	38,183	-	38,183
Other comprehensive expenditure	-	-	-	(9,125)	-	(9,125)
Total comprehensive income	-	-	-	29,058	-	29,058
Proceeds from the issue of shares	-	-	-	-	-	-
Movement in reserves	-	-	-	-	-	-
Dividends paid	-	-	-	-	-	-
As at 31 December 2022	380	-	-	(133,395)	-	(133,015)

Called up share capital represents the nominal value of shares that have been issued.

The capital redemption reserve records the nominal value of shares repurchased by the Company.

The share premium account records the amount above the nominal value received for shares issued, less transaction costs.

The profit and loss account represents cumulative profits and losses of the Company.

The capital contribution reserve relates to contributions to the equity capital of the Company.

The accounting policies and notes on pages 16 to 43 form part of these Financial Statements.

Aegis Underwriting Limited
Statement of Cash Flows
For the year ended 31 December 2022

	2022 £	2021 £
Operating activities		
Profit on ordinary activities before tax	59,204	135,799
Profit attributable to Syndicate transactions	(232,932)	(449,135)
Loss - excluding Syndicate transactions	(173,728)	(313,336)
Adjusted for:		
Decrease/(increase) in debtors	(1,962)	(64,907)
Increase/(decrease) in creditors	48,064	(562,657)
Gain on disposal of intangible assets	-	-
Amortisation of Syndicate capacity	16,326	113,309
Realised/unrealised losses on investments	-	(55,237)
Investment income	(60)	(2,845)
Corporation and overseas taxes (paid)/refunded	119,826	4,866
Net cash inflow/(outflow) from operating activities	8,466	(880,807)
Investing activities		
Investment income	60	2,845
Purchase of Syndicate capacity	-	-
Proceeds from sale of Syndicate capacity	-	-
Purchase of financial investments	-	-
Proceeds from sale of financial investments	-	874,728
Net cash inflow from investing activities	60	877,573
Financing activities		
Issue of shares	-	-
Share issue expenses	-	-
Capital issued	-	-
Equity dividends paid	-	-
Net cash inflow from financing activities	-	-
Net cash increase/(decrease) in cash and cash equivalents	8,526	(3,234)
Effect of exchange rates on cash and cash equivalents	-	-
Cash and cash equivalents at the beginning of the year	5,251	8,485
Cash and cash equivalents at the end of the year	13,777	5,251
Consisting of:		
Cash at bank and in hand	13,777	5,251
Cash equivalents	-	-
	13,777	5,251

The Company has no control over the disposition of assets and liabilities at Lloyd's. Consequently, the cash flow statement is prepared reflecting only the movement in corporate funds, which includes transfers to and from the Syndicates at Lloyd's.

The accounting policies and notes on pages 16 to 43 form part of these Financial Statements.

Aegis Underwriting Limited
Statement of Cash Flows (continued)
For the year ended 31 December 2022

Analysis of Net Debt	At 1 January 2022 £	Cash flows £	At 31 December 2022 £
Cash at bank and in hand	5,251	8,526	13,777
Debt due within one year	-	-	-
Debt due after one year	-	-	-
	<u>5,251</u>	<u>8,526</u>	<u>13,777</u>

The accounting policies and notes on pages 16 to 43 form part of these Financial Statements.

Aegis Underwriting Limited
Notes to the Financial Statements
For the year ended 31 December 2022

Basis of preparation of Financial Statements

General information

The Company is a private company limited by shares and incorporated in England, United Kingdom.

The Financial Statements have been presented in pounds sterling ("sterling") as this is the Company's functional currency, being the primary economic environment in which the Company operates.

Basis of preparation

These Financial Statements have been prepared in accordance with FRS 102 *The Financial Reporting Standard Applicable in the UK and Republic of Ireland*, FRS103 *Insurance Contracts* and applicable legislation, as set out in the Companies Act 2006 and The Large and Medium-sized Companies and Groups (Accounts and Reports) Regulations 2008 ("SI 2008/410"). These Financial Statements have been prepared under the historical costs convention as modified for certain financial instruments held at fair value.

Recognition of insurance transactions

The Company recognises its proportion of all the transactions undertaken by the Lloyd's Syndicates in which it participates ("the Syndicates") in aggregation with the transactions undertaken by the Company at entity level ("the Corporate").

The Financial Statements are prepared using the annual basis of accounting. Under the annual basis of accounting, a result is determined at the end of each accounting period reflecting the profit and loss from providing insurance coverage during that period and any adjustments to the profit or loss of providing insurance cover during earlier accounting periods.

For each such Syndicate, the Company's proportion of the underwriting transactions, investment return and operating expenses has been reflected within the Company's profit and loss account. Similarly, its proportion of the Syndicate's assets and liabilities has been reflected in its balance sheet (under the column heading "Syndicate Participation"). The Syndicate's assets are held subject to trust deeds for the benefit of the Company's insurance creditors.

The proportion referred to above is calculated by reference to the Company's participation as a percentage of the Syndicate's total capacity.

The Company has delegated sole management and control of its underwriting through each Syndicate to the managing agent of the Syndicate ("the Managing Agent") and it has further undertaken not to interfere with the exercise of such management and control. The Managing Agents of the Syndicates are therefore responsible for determining the insurance transactions to be recognised by the Company.

Sources of data

The information used to compile the technical account and the "Syndicate Participation" Statement of Financial Position is based on returns prepared for this purpose by the Managing Agents of the Syndicates ("the Returns"). These Returns have been subjected to audit by the Syndicate auditors and are consistent with the audited annual reports to Syndicate members.

The format of the Returns is established by Lloyd's. Lloyd's collates this data at a Syndicate level analysing it into corporate member level results which reflects the relevant data in respect of all the Syndicates in which the Company participates.

Aegis Underwriting Limited
Notes to the Financial Statements
For the year ended 31 December 2022

Accounting policies

i Going concern

As at 31 December 2022 the Company had net liabilities of £54,527 (2021: net liabilities of £162,073). The Directors consider the Company to be a going concern and have prepared the Financial Statements on that basis. The Company is continuing to underwrite at Lloyd's for the 2023 year of account.

ii Premiums

Premiums written comprise the total premiums receivable for the whole period of cover provided by the contracts incepting during the financial year, together with any adjustments arising in the year to such premiums receivable in respect of business written in prior years. Premiums are shown gross of commission payable to intermediaries and exclude insurance premium tax. Gross premiums written may include "reinsurance to close" premiums receivable (see vii below). Outward reinsurance premiums may include "reinsurance to close" premiums payable (see vii below). Premiums written by a Syndicate may also include the reinsurance of other Syndicates on which the Company participates. No adjustments have been made to gross premiums written or outward reinsurance premiums (or to gross and reinsurers' claims) to remove this inter - Syndicate reinsurance. Unearned premiums represent the proportion of premiums written in the year that relate to the unexpired terms of policies in force at the balance sheet date, calculated on the basis of established earnings patterns or time apportionment as appropriate.

iii Claims incurred

Claims incurred include the costs of claims handling expenses. Recoverable amounts arising out of subrogation or salvage are deducted from the cost of claims. Claims incurred comprise amounts paid or provided in respect of claims occurring during the year to 31 December, together with the amount by which settlement or reassessment of claims from prior years differ from the provision at the beginning of the year.

iv Provision for claims outstanding

Claims outstanding comprise amounts set aside for claims notified and claims incurred but not yet reported (IBNR). Provision is made for claims incurred but not paid in respect of events up to 31 December. The provision is based on the Returns and reports from the Managing Agents and the Company's licensed adviser or Members' Agent. When appropriate, statistical methods have been applied to past experience of claims frequency and severity.

The two most critical assumptions with regards to claims provisions are that the past is a reasonable predictor of the likely level of claims development, and that the rating and other models used for current business are fair reflections of the likely level of ultimate claims to be incurred. The Directors consider the provision for gross claims and related reinsurance recoveries, as based on the Returns to be fairly stated. However, ultimate liability will vary as a result of subsequent information and events, and this may result in significant adjustments to the amounts provided. Adjustments to amounts of claims provisions established in prior years are reflected in the Financial Statements for the period in which the adjustments are made.

v Unexpired risk provision

A provision for unexpired risk is made by the underlying Syndicates where claims, related expenses and deferred acquisition costs, likely to arise after the end of the financial period in respect of contracts concluded before that date, are expected to exceed the unearned premiums and premiums receivable under these contracts, after the deduction of any acquisition costs deferred.

vi Deferred acquisition costs

Acquisition costs, which represent commission and other related expenses, are deferred over the period in which the related premiums are earned.

Aegis Underwriting Limited
Notes to the Financial Statements
For the year ended 31 December 2022

Accounting policies (continued)

vii Reinsurance to close

A reinsurance to close is a particular type of reinsurance contract entered into by Lloyd's Syndicates. Under it, underwriting members (the reinsured members) who are members of a Syndicate for a year of account (the closed year), agree with underwriting members who comprise that or another Syndicate for a later year of account (the reinsuring members) that the reinsuring members will indemnify, discharge or procure the discharge, of the reinsured members against all known and unknown liabilities of the reinsured members arising out of insurance business undertaken through that Syndicate and allocated to the closed year in consideration of:

- (1) a premium; and
- (2) either
 - (a) the assignment, or agreement to assign, to the reinsuring members of all the rights of the reinsured members arising out of, or in connection with, that insurance business (including without limitation the right to receive all future premiums, reinsurances and other monies receivable in connection with that insurance business); or
 - (b) an agreement by the reinsured members that the reinsuring members shall collect on behalf of the reinsured members the proceeds of all such rights and retain them for their own benefit so far as they are not applied in discharges of the liabilities of the reinsured members.

Where the reinsurance to close is between members on successive years of account of the same Syndicate, the Managing Agent has a duty to ensure both sets of members are treated equitably and to set the reinsurance to close with the intention that neither a profit nor a loss accrues to either group of members. To the extent that the Company participates on successive years of account of the same Syndicate and there is a reinsurance to close between those years, the Company has offset its share of the reinsurance to close received against its share of the reinsurance to close paid.

If the Company has increased its participation from one year of account to the next, the reinsurance to close paid is eliminated, as a result of this offset, leaving an element of the reinsurance to close received. This reflects the fact that the Company has assumed a greater proportion of the business of the Syndicate. If the Company has reduced its participation from one year of account to the next, the reinsurance to close received is eliminated, leaving an element of the reinsurance to close paid. This reflects the reduction in the Company's exposure to risks previously written by the Syndicate. The reinsurance to close is technically a reinsurance contract and, as such, the payment of a reinsurance to close does not remove from members of that year of account ultimate responsibility for claims payable on risks they have written. If the reinsuring members under the reinsurance to close become insolvent and the other elements of the Lloyd's chain of security also fail, the reinsured members remain theoretically liable for the settlement of any outstanding claims. However, payment of a reinsurance to close is conventionally accepted as terminating a reinsured member's participation on a Syndicate year of account and it is treated for accounts purposes as settling all the Company's outstanding gross liabilities in respect of the business so reinsured.

viii Financial instruments

The Company has chosen to apply the provisions of Section 11 *Basic Financial Instruments* and Section 12 *Other Financial Instruments* in full.

The Company holds both basic and non-basic financial instruments. The Company's financial instruments comprise of cash and cash equivalents, trade and other debtors, trade and other creditors and investments in a variety of basic and non-basic financial instruments, through both the Corporate activity and through the Syndicates' activities.

Financial assets and liabilities are recognised when the Company becomes party to the contractual provisions of the financial instrument.

Aegis Underwriting Limited
Notes to the Financial Statements
For the year ended 31 December 2022

Accounting policies (continued)

viii Financial instruments (continued)

Basic financial instruments are initially recognised at the transaction price, including any transaction costs, and are subsequently measured at amortised cost using the effective interest method, less any provision for impairment in the case of financial assets. Amounts that are receivable/payable within one year are measured at the undiscounted amount of the cash expected to be received/settled. Financial instruments subsequently measured at amortised cost include cash, debtors and creditors.

Where a financial instrument constitutes a financing transaction, it is initially measured at the present value of the future payments, discounted at a market rate of interest, and subsequently measured at amortised cost using the effective interest rate method.

All other financial instruments are measured at fair value through profit or loss, except for investments in equity instruments that are not publicly traded, and whose fair value cannot otherwise be measured reliably, which are measured at cost less impairment.

At the end of each reporting year, the Company assesses whether there is objective evidence that any financial asset may be impaired. A provision for impairment is established when there is objective evidence that the Company will not be able to collect all amounts due according to the original terms of the receivables. The amount of the provision is the difference between the asset's carrying amount and the present value of the estimated future cash flows, discounted at the effective interest rate. The amount of the provision is recognised immediately in the profit and loss.

Investment income is initially recorded in the non-technical Statement of Comprehensive Income. All investment income arising on Syndicate participations is allocated to the technical Statement of Comprehensive Income.

Interest income is recognised as it accrues using the effective interest method.

Dividend income receivable is recognised when the rights to receive the distributions have been established.

ix Derivative financial instruments

The Company uses derivative financial instruments to reduce exposure to foreign exchange risk and interest rate movements. The Company does not hold or issue derivative financial instruments for speculative purposes. Derivatives are initially recognised at fair value at the date a derivative contract is entered into and are subsequently remeasured to their fair value at each reporting date. The resulting gain or loss is recognised in Statement of Comprehensive Income immediately.

x Cash and cash equivalents

Cash and cash equivalents in the statement of financial position comprise cash at bank and in hand and short term deposits with an original maturity date of three months or less. For the purpose of the cash flow statement, cash and cash equivalents consist of cash and cash equivalents as defined above. Overdrafts are reported separately in creditors.

xi Derecognition of financial assets

A financial asset or, when applicable, a part of a financial asset is derecognised when:

- The rights to the cash flows from the asset have expired; or
- The Company retains the right to receive cash flows from the asset or has assumed an obligation to pay the received cash flows in full without material delay to a third party under a 'pass-through' arrangement and either (a) the Company has transferred substantially all the risks and rewards of the asset; or (b) the Company has neither transferred nor retained substantially all the risks and rewards of the asset, but has transferred control of the asset.

When the Company has transferred its right to receive cash flows from an asset or has entered into a pass-through arrangement, and has neither transferred nor retained substantially all the risks and rewards nor transferred control of the asset, the asset is recognised to the extent of the Company's continuing involvement in the asset. Continuing involvement that takes the form of a guarantee over the transferred asset is measured at the lower of the original carrying amount of the asset and the maximum amount of consideration that the Company could be required to repay. In that case, the Company also recognises an associated liability.

Aegis Underwriting Limited
Notes to the Financial Statements
For the year ended 31 December 2022

Accounting policies (continued)

xii Offsetting of financial instruments

Financial assets and financial liabilities are offset and the net amount is reported in the Statement of Financial Position if, and only if there is a currently enforceable legal right to offset the recognised amounts; and there is an intention to settle on a net basis, to realise the assets and settle the liabilities simultaneously.

xii Net operating expenses

Operating expenses are recognised when incurred. They include the Company's share of Syndicate operating expenses, the remuneration payable to Managing Agents (and the Company's Members' Agent/licensed adviser) and the direct costs of membership of Lloyd's.

xiv Foreign currencies

Transactions in United States dollars, Canadian dollars and euros are translated at the rates of exchange ruling at the date the transaction is processed or at an appropriate average rate. Unless otherwise stated, transactions in currencies other than United States dollars, Canadian dollars and euros are translated at the rate of exchange ruling at the date the transaction is processed. Monetary assets and liabilities are retranslated into sterling at the rate of exchange at the Statement of Financial Position date. Non-monetary assets and liabilities at the Statement of Financial Position date are maintained at the rate of exchange ruling when the contract was entered into, except for non-monetary assets and liabilities arising out of insurance contracts which are treated as monetary items in accordance with FRS 103 *Insurance Contracts* ("FRS 103"). Exchange differences arising on translation to the functional currency are dealt with through the non-technical account in the Statement of Comprehensive Income.

xv Intangible assets

Intangible assets may include purchased rights to participate on Syndicates. The purchase cost is capitalised and amortised on a straight line basis over the useful life of the rights which is five years.

xvi Insurance contracts – product classification

Insurance contracts are those contracts when the Company (the insurer/reinsurer) has accepted significant insurance risk from another party (the policyholder/reinsured) by agreeing to compensate the policyholder if a specified uncertain future event (the re/insured event) adversely affects the policyholder. As a general guideline, the Company determines whether it has significant insurance risk, by comparing benefits paid with benefits payable if the insured event did not occur. Insurance contracts can also transfer financial risk.

Once a contract has been classified as an insurance contract, it remains an insurance contract for the remainder of its lifetime, even if the insurance risk reduces significantly during this period, unless all rights and obligations are extinguished or expire.

Any separable embedded derivatives within an insurance contract are separated and accounted for in accordance with sections 11 and 12 of FRS 102 unless the embedded derivative is itself an insurance contract (i.e. the derivative is not separated if the policyholder benefits from the derivative only when the insured event occurs).

xvii Taxation

The Company is taxed on its share of the underwriting results declared by the Syndicates and these are deemed to accrue evenly over the calendar year in which they are declared. The Syndicates' results included in these Financial Statements (excluding any losses on open years of account) are only declared for tax purposes in the calendar year following closure of the year of account. HM Revenue & Customs agrees the taxable results of the Syndicates at a Syndicate level on the basis of computations submitted by the Managing Agent. At the date of approval of these Financial Statements, the Syndicates' taxable results of this year have not been agreed. Any adjustments that may be necessary to the tax provision as a result of HM Revenue & Customs agreement of the Syndicates' taxable results will be reflected in the Financial Statements of subsequent periods.

xviii Deferred taxation

Deferred tax is recognised on all timing differences that have originated but not reversed at the reporting date. Transactions or events that result in an obligation to pay more tax in the future or a right to pay less tax in the future give rise to a deferred tax liability or asset. Timing differences are differences between taxable profits and total comprehensive income as stated in the Financial Statements that arise from the inclusion of income and expenses in tax assessments in years different from those in which they are recognised in the Financial Statements.

Aegis Underwriting Limited
Notes to the Financial Statements
For the year ended 31 December 2022

Accounting policies (continued)

xviii Deferred taxation (continued)

Deferred tax is measured using the tax rates and laws that have been enacted or substantively enacted as at the reporting date, that are expected to apply to the reversal of the timing difference. The tax expense is recognised in the same component of comprehensive income or equity as the transaction or other event that resulted in the tax expense.

Deferred tax assets are recognised only to the extent that, on the basis of all available evidence, it is deemed probable that there will be suitable taxable profits from which the future reversal of the underlying timing differences can be deducted.

Current and deferred tax assets and liabilities are offset only when there is a legally enforceable right to set off the amounts and there is the intention either to settle on a net basis or to realise the asset and settle the liability simultaneously.

xix Critical accounting judgements and key sources of estimated uncertainty

In applying the Company's accounting policies, the Directors are required to make judgements, estimates and assumptions in determining the carrying amounts of assets and liabilities. The Directors' judgements, estimates and assumptions are based on the best and most reliable evidence available at the time when the decisions are made, and are based on historical experience and other factors that are considered to be applicable. Due to the inherent subjectivity involved in making such judgements, estimates and assumptions, the actual results and outcomes may differ. The estimates and underlying assumptions are reviewed on an ongoing basis.

The management and control of each Syndicate is carried out by the managing agent of that Syndicate, and the Company looks to the managing agent to implement appropriate policies, procedures and internal controls to manage each Syndicate. The critical accounting judgements and key sources of estimation uncertainty set out below therefore relate to those made by the Directors in respect of the Corporate activity only, and do not include estimates and judgements made in respect of the Syndicates' activities.

Critical accounting judgements

The critical judgements that the Directors have made in the process of applying the Company's accounting policies and that have the most significant effect on the amounts recognised in the statutory Financial Statements are discussed below.

Assessing indicators of impairment

In assessing whether there have been any indicators of impairment of assets, the Directors have considered both external and internal sources of information such as market conditions, counterparty credit ratings and experience of recoverability. There have been no indicators of impairments identified during the current financial year.

Key sources of estimation uncertainty

The key assumptions concerning the future, and other key sources of estimation uncertainty, that have a significant risk of causing a material adjustment to the carrying amounts of assets and liabilities within the next financial year are discussed below.

Impairment review

The impairment of the Syndicate Assets is performed by the Syndicate themselves. The Directors perform an impairment review when indications of impairment arise.

Recoverability of receivables

The Company establishes a provision for receivables that are estimated not to be recoverable. When assessing recoverability the Directors consider factors such as the aging of the receivables, past experience of recoverability, and the credit profile of individual or groups of counterparties.

Determining the useful life of purchased Syndicate capacity

The Directors have assessed the useful life of syndicate capacity to be five years. This is on the basis that the Directors consider this to be the life over which value is created from the investment made.

Aegis Underwriting Limited
Notes to the Financial Statements
For the year ended 31 December 2022

1. Class of Business

2022	Gross Premiums Written £	Gross Premiums Earned £	Gross Claims Incurred £	Net Operating Expenses £	Reinsurance Balance £	Total £
Direct Insurance						
Accident and health	223,391	223,648	(100,435)	(92,959)	(12,341)	17,913
Motor – third party liability	32,309	27,092	(12,740)	(9,710)	(812)	3,830
Motor – other classes	280,103	269,558	(114,989)	(97,281)	(9,921)	47,367
Marine, aviation and transport	1,057,312	934,365	(673,350)	(319,175)	145,190	87,030
Fire and other damage to property	3,271,286	3,077,943	(1,533,668)	(862,114)	(320,517)	361,644
Third party liability	2,587,798	2,468,833	(1,612,002)	(721,454)	(36,024)	99,353
Credit and suretyship	231,273	223,895	(132,311)	(68,571)	2,068	25,081
Legal expenses	14,500	9,870	(4,521)	(4,271)	498	1,576
Assistance	-	-	-	-	-	-
Miscellaneous	341	125	(93)	(1,715)	-	(1,683)
	7,698,313	7,235,329	(4,184,109)	(2,177,250)	(231,859)	642,111
Reinsurance	3,176,721	3,026,407	(2,316,942)	(557,594)	(128,311)	23,560
Total	10,875,034	10,261,736	(6,501,051)	(2,734,844)	(360,170)	665,671

2021	Gross Premiums Written £	Gross Premiums Earned £	Gross Claims Incurred £	Net Operating Expenses £	Reinsurance Balance £	Total £
Direct Insurance						
Accident and health	254,213	256,352	(88,346)	(106,080)	(13,635)	48,291
Motor – third party liability	22,978	14,511	(4,983)	(5,526)	(389)	3,613
Motor – other classes	221,924	206,492	(99,411)	(81,660)	(6,605)	18,816
Marine, aviation and transport	745,174	679,372	(295,406)	(257,620)	(43,112)	83,234
Fire and other damage to property	2,632,657	2,591,852	(1,418,704)	(762,097)	(282,666)	128,385
Third party liability	2,079,802	1,930,258	(1,217,688)	(580,655)	(42,272)	89,643
Credit and suretyship	191,167	174,774	(122,610)	(58,436)	(19,554)	(25,826)
Legal expenses	3,253	3,360	(1,517)	(1,507)	(5)	331
Assistance	-	-	-	-	-	-
Miscellaneous	439	258	(180)	(1,046)	-	(968)
	6,151,607	5,857,229	(3,248,845)	(1,854,627)	(408,238)	345,519
Reinsurance	2,414,990	2,362,416	(1,620,066)	(447,366)	(142,858)	152,126
Total	8,566,597	8,219,645	(4,868,911)	(2,301,993)	(551,096)	497,645

All insurance business is underwritten in the United Kingdom in the Lloyd's insurance market. Consequently all insurance contracts are deemed to be concluded in the United Kingdom.

Aegis Underwriting Limited
Notes to the Financial Statements
For the year ended 31 December 2022

2. Net Operating Expenses

	2022 £	2021 £
Acquisition costs	2,539,385	2,096,567
Change in deferred acquisition costs	(126,853)	(72,565)
Administrative expenses	459,539	393,749
Reinsurance commissions and profit participations	(308,390)	(298,699)
Personal expenses	171,163	182,941
	<u>2,734,844</u>	<u>2,301,993</u>

3. Investment Income

	2022 £	2021 £
Financial instruments held at fair value through profit or loss:		
Interest and dividend income	181,312	141,234
Realised gains and losses	(79,863)	60,236
Unrealised gains and losses	(382,541)	(111,315)
Other	-	-
	<u>(281,092)</u>	<u>90,155</u>
Financial instruments held at amortised cost:		
Interest	60	190
Other	-	-
	<u>60</u>	<u>190</u>
Investment management expenses, including interest	(7,109)	(5,434)
	<u>(7,109)</u>	<u>(5,434)</u>
	<u>(288,141)</u>	<u>84,911</u>

4. Profit on Ordinary Activities before Taxation

	2022 £	2021 £
Operating profit is stated after charging:		
Directors' remuneration	-	-
Amortisation of Syndicate capacity	16,326	113,309
Gain on disposal of intangible fixed assets	-	-
Loss on exchange	(427)	10,286

The Company has no employees and no staff costs are met by the Company.

The Directors are considered to be the key management personnel of the Company.

The auditor charged a fixed fee to Argenta Private Capital Limited of £300 for the provision of the statutory audit.

Aegis Underwriting Limited
Notes to the Financial Statements
For the year ended 31 December 2022

5. Taxation	2022	2021
	£	£
a. Analysis of Charge in Year included in the statement of comprehensive income		
Current tax:		
UK corporation tax on profit of the year	-	-
Adjustment in respect of previous period	-	(123,199)
	-	(123,199)
Double taxation relief	-	-
	-	-
Foreign tax	5,337	(4,866)
	5,337	(4,866)
Total current tax	5,337	(128,065)
Deferred tax		
Origination and reversal of timing differences	15,174	26,692
Change in tax rate	6,667	(20,916)
Adjustment in respect of prior period	(6,157)	121,235
Total deferred tax	15,684	127,011
Tax on profit on ordinary activities	21,021	(1,054)
b. Analysis of Charge in Year included in other comprehensive income		
Deferred tax		
Origination and reversal of timing differences	(3,503)	113
Effect of change in tax rate on opening liability or asset	(661)	(265)
Total deferred tax	(4,164)	152
c. Factors affecting tax charge for period		
The tax assessed for the period is different to the standard rate of corporation tax in the UK (19%). The differences are explained below:		
Profit on ordinary activities before tax	59,204	135,745
Profit on ordinary activities multiplied by standard rate of corporation tax in the UK of 19.00% (2021 – 19.00%)	11,249	25,792
Effects of:		
Change in deferred tax rate	6,667	(20,916)
Deferred tax asset unrecognised on result for the year	-	-
Foreign tax	5,337	(4,866)
Expenses and income not deductible for tax purposes	-	(915)
Other corporation computation adjustments for Lloyd's corporate members	3,927	(2,452)
Prior period adjustments	(6,158)	2,236
Other adjustments	(2)	67
Total tax credit for the period on ordinary activities	21,021	(1,054)

The results of the Company's participation on the 2020, 2021 and 2022 years of account and any calendar year movement on 2019 and prior run-offs, will not be assessed to tax until the year ended 31 December 2023, 2024 and 2025 respectively, being the year after the calendar year result of each run-off year or the normal date of closure of each year of account.

An increase in the UK corporation tax rate from 19% to 25% was enacted within the Finance Act 2021 and will be effective from 1 April 2023. As a result, the relevant deferred tax balances have been remeasured. Deferred tax expected to reverse in the year to 31 December 2023 has been measured using a rate of 23.5%. For years ending after 31 December 2023, the company has used the new tax rate of 25%.

Aegis Underwriting Limited
Notes to the Financial Statements
For the year ended 31 December 2022

6. Intangible Assets	Total £
Purchased Syndicate Capacity	
Cost	
At 1 January 2022	828,170
Additions	-
Disposals	-
At 31 December 2022	<u>828,170</u>
Amortisation	
At 1 January 2022	811,531
Charge	16,326
Disposals	-
At 31 December 2022	<u>827,857</u>
Net Book Value	
At 31 December 2022	<u>313</u>
At 31 December 2021	<u>16,639</u>

7. Financial Instruments and Financial Risk Management

7.1 Financial Investments

Other financial investments – Syndicate participation

	2022 Market Value £	2022 Cost price £	2021 Market Value £	2021 Cost price £
Shares and other variable yield securities and units in unit trusts	1,038,923	1,030,854	1,085,046	1,049,297
Debt securities and other fixed income securities	9,008,914	9,400,596	6,821,310	6,803,225
Participation in investment pools	20,859	19,567	18,955	18,131
Loans guaranteed by mortgage	-	-	-	13,445
Other investments	11,556	-	65,905	48,550
Other loans	68,124	52,614	244,555	244,891
Deposits with credit institutions	5,495	5,495	4,531	4,531
Overseas deposits as investments	329,979	329,904	2,968	-
	<u>10,483,850</u>	<u>10,839,030</u>	<u>8,243,270</u>	<u>8,182,070</u>

Other financial investments – Corporate

Shares and other variable yield securities and units in unit trusts	-	-
Debt securities and other fixed income securities	-	-
Other investments	-	-
	<u>-</u>	<u>-</u>

Aegis Underwriting Limited
Notes to the Financial Statements
For the year ended 31 December 2022

7. Financial Instruments and Financial Risk Management (continued)

7.2 Debtors

	2022			2021		
	Syndicate Participation £	Corporate £	Total £	Syndicate Participation £	Corporate £	Total £
Amounts falling due within one year:						
Arising out of direct insurance operations	2,817,138	-	2,817,138	2,160,447	-	2,160,447
Arising out of reinsurance operations	1,751,562	-	1,751,562	1,281,731	-	1,281,731
Other Debtors:						
Amounts due from group undertakings	-	-	-	-	-	-
Other	142,071	76,324	218,395	106,543	276,139	382,682
Total Amounts falling due within one year	4,710,771	76,324	4,787,095	3,548,721	276,139	3,824,860
Amounts falling due after one year:						
Arising out of direct insurance operations	55,059	-	55,059	72,346	-	72,346
Arising out of reinsurance operations	414,097	-	414,097	280,143	-	280,143
Other Debtors:						
Amounts due from group undertakings	-	-	-	-	-	-
Other	74,260	65,095	139,355	64,013	-	64,013
Total Amounts falling due after one year	543,416	65,095	608,511	416,502	-	416,502
	5,254,187	141,419	5,395,606	3,965,223	276,139	4,241,362

7.3 Funds at Lloyd's

The amount of Funds at Lloyd's is represented in the statement of financial position as:

	2022			2021		
	Syndicate Participation £	Corporate £	Total £	Syndicate Participation £	Corporate £	Total £
Cash	-	4,161	4,161	-	3,692	3,692
Investments	-	-	-	-	-	-
	-	4,161	4,161	-	3,692	3,692

Funds at Lloyd's represents assets deposited with the Corporation of Lloyd's (Lloyd's) to support the Company's underwriting activities as described in the Accounting Policies. The Company has entered into a Lloyd's Deposit Trust Deed which gives Lloyd's the right to apply these monies in settlement of any claims arising from the participation on the Syndicates. These monies can only be released from the provision of this Deed with Lloyd's express permission and only in circumstances where the amounts are either replaced by an equivalent asset, or after the expiration of the Company's liabilities in respect of its underwriting.

Aegis Underwriting Limited
Notes to the Financial Statements
For the year ended 31 December 2022

7. Financial Instruments and Financial Risk Management (continued)

7.4 Creditors

	2022			2021		
	Syndicate Participation £	Corporate £	Total £	Syndicate Participation £	Corporate £	Total £
Amounts falling due within one year:						
Arising out of direct insurance operations	212,385	-	212,385	148,896	-	148,896
Arising out of reinsurance operations	1,550,506	-	1,550,506	1,191,746	-	1,191,746
Amounts owed to credit institutions	-	-	-	-	-	-
Other creditors:						
Corporation tax	-	1,965	1,965	-	-	-
Directors' loan accounts	-	-	-	-	-	-
Third party funds	-	220,164	220,164	-	180,642	180,642
Other creditors	417,516	-	417,516	492,772	-	492,772
Amount due to group undertakings	-	-	-	-	-	-
Total Amounts falling due within one year	2,180,407	222,129	2,402,536	1,833,414	180,642	2,014,056
Amounts falling due after one year:						
Arising out of direct insurance operations	6,467	-	6,467	3,172	-	3,172
Arising out of reinsurance operations	618,025	-	618,025	349,415	-	349,415
Amounts owed to credit institutions	-	-	-	-	-	-
Other creditors:						
Corporation tax	-	-	-	-	-	-
Directors' loan accounts	-	-	-	-	-	-
Third party funds	-	-	-	-	-	-
Other creditors	3,527	-	3,527	6,244	-	6,244
Amount due to group undertakings	-	-	-	-	-	-
Total Amounts falling due after one year	628,019	-	628,019	358,831	-	358,831
	2,808,426	222,129	3,030,555	2,192,245	180,642	2,372,887

Aegis Underwriting Limited
Notes to the Financial Statements
For the year ended 31 December 2022

7. Financial Instruments and Financial Risk Management (continued)

7.5 Classification of Financial Instruments

The tables below set out the Company's financial instruments by classification.

Financial instruments – Syndicate participation

	2022			2021		
	At fair value through profit or loss £	At amortised cost £	Total £	At fair value through profit or loss £	At amortised cost £	Total £
Financial assets						
Investments	10,483,850	-	10,483,850	8,243,270	-	8,243,270
Deposits with ceding undertakings	-	23,195	23,195	-	50,252	50,252
Insurance debtors	-	2,872,197	2,872,197	-	2,232,793	2,232,793
Reinsurance debtors	-	2,165,659	2,165,659	-	1,561,874	1,561,874
Other debtors	-	216,331	216,331	-	170,556	170,556
Cash at bank and in hand	-	574,387	574,387	-	415,359	415,359
Other assets	521,944	-	521,944	515,630	-	515,630
	11,005,794	5,851,769	16,857,563	8,758,900	4,430,834	13,189,734
Financial liabilities						
Borrowings	-	-	-	-	-	-
Derivative financial instruments	6,471	-	6,471	3,873	-	3,873
Insurance creditors	-	218,852	218,852	-	152,068	152,068
Reinsurance creditors	-	2,168,531	2,168,531	-	1,541,161	1,541,161
Amounts owed to credit institutions	-	-	-	-	-	-
Other creditors	-	421,043	421,043	-	499,016	499,016
	6,471	2,808,426	2,814,897	3,873	2,192,245	2,196,118

Financial instruments – Corporate

	2022			2021		
	At fair value through profit or loss £	At amortised cost £	Total £	At fair value through profit or loss £	At amortised cost £	Total £
Financial assets						
Investments	-	-	-	-	-	-
Other debtors	-	141,419	141,419	-	276,139	276,139
Cash at bank and in hand	-	13,777	13,777	-	5,251	5,251
Other assets	-	-	-	-	-	-
	-	155,196	155,196	-	281,390	281,390
Financial liabilities						
Other creditors	-	222,129	222,129	-	180,642	180,642
	-	222,129	222,129	-	180,642	180,642

Aegis Underwriting Limited
Notes to the Financial Statements
For the year ended 31 December 2022

7. Financial Instruments and Financial Risk Management (continued)

7.5 Classification of Financial Instruments (continued)

The table below sets out details of the Company's derivative financial instruments.

	2022		2021	
	Notional amount £	Fair value £	Notional amount £	Fair value £
Foreign exchange forward contracts	178,635	11,400	163,703	2,848
Interest rate future contracts	4,967	156	177,184	119
Foreign exchange options	-	-	-	-
Equity options	-	-	-	-
Foreign exchange contract for difference	-	-	-	-
Other	-	-	-	1
	183,602	11,556	340,887	2,968

7.6 Financial Instruments held at fair value through profit or loss

The assets and liabilities carried at fair value through profit or loss have been categorised between the three levels of the fair value hierarchy that reflects the observability and significance of inputs used when establishing the fair value. The categorisation of these instruments is based on the lowest level input that is significant to the fair value measurement in its entirety.

Level (a) in the fair value hierarchy consists of assets and liabilities valued using unadjusted quoted prices in active markets for identical assets or liabilities. An active market for the asset or liability is a market in which transactions for the asset or liability occur with sufficient frequency and volume to provide pricing information on an on-going basis.

Level (b) in the fair value hierarchy consists of assets and liabilities that do not have directly quoted market prices available from active markets. Instead the price of a recent transaction for an identical asset or liability is used, provided that there has not been a significant change in economic circumstances or a significant lapse of time since the recent transaction.

Level (c) in the fair value hierarchy consists of those types of assets and liabilities for which fair values cannot be obtained directly from quoted market prices in active markets or in a recent transaction. These assets and liabilities are measured using a valuation technique to estimate what the transaction price would have been in an arm's length transaction.

Aegis Underwriting Limited
Notes to the Financial Statements
For the year ended 31 December 2022

7. Financial Instruments and Financial Risk Management (continued)

7.6 Financial Instruments held at fair value through profit or loss (continued)

The tables below set out Company's financial instruments held at fair value through profit or loss by level of hierarchy.

Financial instruments – Syndicate participation

	Level (a) £	Level (b) £	Level (c) £	Fair value total £	Held at amortised cost £	Total £
2022						
Financial assets						
Shares and other variable yield securities and units in unit trusts	181,665	762,397	94,861	1,038,923	-	1,038,923
Debt securities and other fixed income securities	3,337,762	5,671,152	-	9,008,914	-	9,008,914
Participation in investment pools	7,224	10,763	2,872	20,859	-	20,859
Loans and deposits with credit institutions	52,853	-	20,766	73,619	-	73,619
Overseas deposits	337,350	435,950	78,619	851,919	-	851,919
Derivatives	11,400	156	-	11,556	-	11,556
Other investments	-	-	-	-	-	-
Financial assets classified as held for sale	-	-	-	-	-	-
	3,928,254	6,880,418	197,118	11,005,790	-	11,005,790
Financial liabilities						
Borrowings	-	-	-	-	-	-
Derivative liabilities	6,471	-	-	6,471	-	6,471
Financial liabilities classified as held for sale	-	-	-	-	-	-
	6,471	-	-	6,471	-	6,471

Aegis Underwriting Limited
Notes to the Financial Statements
For the year ended 31 December 2022

7. Financial Instruments and Financial Risk Management (continued)

7.6 Financial Instruments held at fair value through profit or loss (continued)

Financial instruments – Syndicate participation (continued)

	Level (a) £	Level (b) £	Level (c) £	Fair value total £	Held at amortised cost £	Total £
2021						
Financial assets						
Shares and other variable yield securities and units in unit trusts	174,383	805,329	105,334	1,085,046	-	1,085,046
Debt securities and other fixed income securities	2,760,245	4,061,065	-	6,821,310	-	6,821,310
Participation in investment pools	8,263	8,498	2,194	18,955	-	18,955
Loans and deposits with credit institutions	49,666	-	20,770	70,436	-	70,436
Overseas deposits	327,303	371,074	56,827	755,204	-	755,204
Derivatives	2,902	66	-	2,968	-	2,968
Other investments	-	-	-	-	-	-
Financial assets classified as held for sale	-	-	-	-	-	-
	<u>3,322,762</u>	<u>5,246,032</u>	<u>185,125</u>	<u>8,753,919</u>	<u>-</u>	<u>8,753,919</u>
Financial liabilities						
Borrowings	-	-	-	-	-	-
Derivative liabilities	3,873	-	-	3,873	-	3,873
Financial liabilities classified as held for sale	-	-	-	-	-	-
	<u>3,873</u>	<u>-</u>	<u>-</u>	<u>3,873</u>	<u>-</u>	<u>3,873</u>

Financial instruments – Corporate

	Level (a) £	Level (b) £	Level (c) £	Fair value total £	Held at amortised cost £	Total £
2022						
Financial assets						
Shares and other variable yield securities and units in unit trusts	-	-	-	-	-	-
Debt securities and other fixed income securities	-	-	-	-	-	-
Other investments	-	-	-	-	-	-
	<u>-</u>	<u>-</u>	<u>-</u>	<u>-</u>	<u>-</u>	<u>-</u>

Aegis Underwriting Limited
Notes to the Financial Statements
For the year ended 31 December 2022

7. Financial Instruments and Financial Risk Management (continued)

7.6 Financial Instruments held at fair value through profit or loss (continued)

Financial instruments – Corporate (continued)

	Level (a) £	Level (b) £	Level (c) £	Fair value total £	Held at amortised cost £	Total £
2021						
Financial assets						
Shares and other variable yield securities and units in unit trusts	-	-	-	-	-	-
Debt securities and other fixed income securities	-	-	-	-	-	-
Other investments	-	-	-	-	-	-
	-	-	-	-	-	-

7.7 Financial Risk Management

The Company is a financial institution and therefore provides the following disclosures in respect of the financial instruments it holds.

The Company is exposed to the following financial risks in the course of its operating and financing activities:

- Credit risk
- Liquidity risk
- Interest rate risk
- Equity price risk; and
- Currency risk

The management and control of each Syndicate is carried out by the managing agent of that Syndicate, and the Company looks to the managing agent to implement appropriate policies, procedures and internal controls to manage each Syndicate, including those in respect of financial risk management. The following qualitative risk management disclosures made by the Directors therefore relate to the Corporate activity only. The quantitative disclosures are made in respect of both the Corporate activity and the Syndicates' activities.

Aegis Underwriting Limited
Notes to the Financial Statements
For the year ended 31 December 2022

7. Financial Instruments and Financial Risk Management (continued)

7.7 Financial Risk Management (continued)

i. Credit risk

Credit risk is the risk that a counterparty to the Company's financial instruments will cause a loss to the Company through failure to perform its obligations. The key areas of exposure to credit risk for the Company result through its reinsurance programme, investments, bank deposits and policyholder receivables.

The Company manages credit risk at the Corporate level by ensuring that investments and cash and cash equivalent deposits are placed only with highly rated credit institutions. At the Corporate level the Company did not hold any collateral as security against its receivables, or have any other credit enhancements at the reporting dates.

The carrying amount of the Company's financial assets represents the Company's maximum exposure to credit risk.

The tables below show the credit quality of financial assets that are neither past due nor impaired. The Syndicates have excluded insurance and other debtors from the table as these are generally not rated.

Syndicate participation	AAA £	AA £	A £	BBB or lower £	Not rated £	Total £
2022						
Shares and other variable yield securities and units in unit trusts	16,018	111,692	464,083	88,241	358,889	1,038,923
Debt securities and other fixed income securities	2,500,217	2,927,161	2,263,425	1,252,852	65,259	9,008,914
Participation in investment pools	-	17,987	-	-	2,872	20,859
Loans secured with credit institutions	47,358	-	20,766	-	-	68,124
Deposits with credit institutions	-	-	5,495	-	-	5,495
Overseas deposits	298,258	154,206	256,016	98,874	44,565	851,919
Derivative investments	-	-	156	88	11,312	11,556
Other investments	-	-	-	-	-	-
Deposits with ceding undertakings	-	-	23,195	-	-	23,195
Reinsurers share of claims outstanding	235,527	1,683,883	2,638,645	34,338	182,953	4,775,346
Cash at bank and in hand	3,859	6,942	563,586	-	-	574,387
	3,101,236	4,901,871	6,235,367	1,474,393	665,850	16,378,718

Aegis Underwriting Limited
Notes to the Financial Statements
For the year ended 31 December 2022

7. Financial Instruments and Financial Risk Management (continued)

7.7 Financial Risk Management (continued)

Syndicate participation	AAA £	AA £	A £	BBB or lower £	Not rated £	Total £
2021						
Shares and other variable yield securities and units in unit trusts	32,983	70,497	512,512	99,951	369,103	1,085,046
Debt securities and other fixed income securities	1,621,235	1,983,242	1,843,048	1,316,562	57,223	6,821,310
Participation in investment pools	-	16,761	-	-	2,194	18,955
Loans secured with credit institutions	45,135	-	20,770	-	-	65,905
Deposits with credit institutions	-	-	4,531	-	-	4,531
Overseas deposits	248,354	157,046	227,657	88,604	33,543	755,204
Derivative investments	-	-	66	88	2,814	2,968
Other investments	-	-	-	-	-	-
Deposits with ceding undertakings	-	-	50,252	-	-	50,252
Reinsurers share of claims outstanding	98,007	1,112,838	1,809,185	65,231	209,846	3,295,107
Cash at bank and in hand	1,808	6,479	407,072	-	-	415,359
	2,047,522	3,346,863	4,875,093	1,570,436	674,723	12,514,637

The tables below show the financial assets that are neither due nor impaired, past their due date or impaired:

Syndicate participation	Financial assets that are neither due nor impaired %	Financial assets that are past due but not impaired				Financial assets that have been impaired %
		Up to 3 months %	Between 3 and 6 months %	Between 6 months and 1 year %	Greater than 1 year %	
2022						
Other financial investments	100	-	-	-	-	-
Deposits with ceding undertakings	100	-	-	-	-	-
Reinsurers share of claims outstanding	100	-	-	-	-	-
Reinsurance debtors	40	58	2	-	-	-
Cash at bank and in hand	100	-	-	-	-	-
Insurance debtors	89	6	2	2	1	-
Other	99	1	-	-	-	-

Aegis Underwriting Limited
Notes to the Financial Statements
For the year ended 31 December 2022

7. Financial Instruments and Financial Risk Management (continued)

7.7 Financial Risk Management (continued)

Syndicate participation	Financial assets that are neither due nor impaired %	Financial assets that are past due but not impaired				Financial assets that have been impaired %
		Up to 3 months %	Between 3 and 6 months %	Between 6 months and 1 year %	Greater than 1 year %	
2021						
Other financial investments	100	-	-	-	-	-
Deposits with ceding undertakings	100	-	-	-	-	-
Reinsurers share of claims outstanding	100	-	-	-	-	-
Reinsurance debtors	51	-	48	1	-	-
Cash at bank and in hand	100	-	-	-	-	-
Insurance debtors	89	-	7	2	2	-
Other debtors	99	-	1	-	-	-

At the Corporate level the Company is not exposed to significant credit risk. Consequently a sensitivity analysis for credit risk has not been presented for the Corporate activity.

ii. Liquidity risk

Liquidity risk is the risk that an entity will encounter difficulty in meeting obligations associated with financial instruments.

At the Corporate level the Company manages liquidity by continuously monitoring forecast and actual cash flows, and by matching the maturity profiles of assets and liabilities.

The following tables detail the Company's remaining contractual maturity for its financial liabilities. The tables have been drawn up based on the undiscounted cash flows of financial liabilities based on the earliest date of which the Company can be required to pay.

Syndicate participation	No stated maturity £	Less than 1 year £	1 to 3 years £	3 to 5 years £	Greater than 5 years £	Total £
2022						
Derivative financial instruments	-	6,471	-	-	-	6,471
Deposits received from reinsurers	-	1,541	-	-	-	1,541
Provisions for other risks and charges	503	13,305	-	-	-	13,808
Claims outstanding	-	5,693,546	5,405,436	2,307,576	2,522,523	15,929,081
Creditors	158,665	1,873,572	550,478	32,389	18,386	2,633,490
Other	(503)	(13,305)	-	-	-	(13,808)
	158,665	7,575,130	5,955,914	2,339,965	2,540,909	18,570,583

Aegis Underwriting Limited
Notes to the Financial Statements
For the year ended 31 December 2022

7. Financial Instruments and Financial Risk Management (continued)

7.7 Financial Risk Management (continued)

Syndicate participation	No stated maturity £	Less than 1 year £	1 to 3 years £	3 to 5 years £	Greater than 5 years £	Total £
2021						
Derivative financial instruments	-	3,873	-	-	-	3,873
Deposits received from reinsurers	-	5,812	-	-	-	5,812
Provisions for other risks and charges	-	11,173	-	-	-	11,173
Claims outstanding	-	4,305,318	4,233,918	1,759,759	1,913,330	12,212,325
Creditors	155,870	1,526,903	325,597	11,739	-	2,020,109
Other	-	(11,173)	-	-	-	(11,173)
	155,870	5,841,906	4,559,515	1,771,498	1,913,330	14,242,119

At the Corporate level the Company is not exposed to significant liquidity risk. Consequently a maturity profile has not been presented for the Corporate activity.

iii. Interest rate risk

Interest rate risk is the risk that the fair value of future cash flows of financial instruments will fluctuate because of changes in market interest rates.

The Company is exposed to the risk of interest rate fluctuations in respect of cash and cash equivalents and other interest bearing securities.

At the Corporate level the Company manages interest rate risk by maintaining an appropriate mix between fixed and floating rate financial instruments.

The table below shows the impact of changes in interest rates on the profit or loss for the period and on the equity of the Company.

Syndicate participation	2022 £	2021 £
Impact of 50 basis point increase on profit or loss	(85,946)	(69,336)
Impact of 50 basis point decrease on profit or loss	86,456	67,049
Impact of 50 basis point increase on equity	(85,946)	(69,336)
Impact of 50 basis point decrease on equity	86,456	67,049

At the Corporate level the Company is not exposed to significant cash flow interest rate risk as all of the financial instruments attract fixed rates of interest. Consequently a sensitivity analysis for interest rate risk has not been presented for the Corporate activity.

iv. Equity price risk

Equity price risk is the risk that the fair value of future cash flows of financial instruments will fluctuate because of changes in market prices.

The Company is exposed to equity price risk in respect of its equity investments.

At the Corporate level the Company manages equity price risk by maintaining an appropriate mix between equity and debt financial instruments, and by spreading the risk on equity investments across a portfolio of investments.

Aegis Underwriting Limited
Notes to the Financial Statements
For the year ended 31 December 2022

7. Financial Instruments and Financial Risk Management (continued)

7.7 Financial Risk Management (continued)

The table below shows the impact of changes in equity prices on the profit or loss for the period and on the equity of the Company.

Syndicate participation

	2022 £	2021 £
Impact on profit or loss of 5% increase in Stock Market Prices	16,484	15,987
Impact on profit or loss of 5% decrease in Stock Market Prices	(16,484)	(15,987)
Impact on equity of 5% increase in Stock Market Prices	16,484	15,987
Impact on equity of 5% decrease in Stock Market Prices	(16,484)	(15,987)

At the Corporate level the Company is not exposed to significant cash flow equity price risk. Consequently a sensitivity analysis for equity price risk has not been presented for the Corporate activity.

v. Currency risk

The Company holds both assets and liabilities denominated in currencies other than sterling, its functional currency. It is therefore exposed to currency risk as the value of the foreign currency assets and liabilities will fluctuate in line with changes in foreign exchange rates.

At the Corporate level the Company manages currency risk by ensuring that exchange rate exposures are managed within approved policy parameters.

The table below considers financial assets and financial liabilities denominated in the currencies of the Company's principal foreign exchange exposures in aggregate.

Net assets and liabilities

	Syndicate Participation £	2022 Corporate £	Syndicate Participation £	2021 Corporate £
Sterling	(523,979)	(112,306)	(490,738)	61,962
United States dollar	(35,743)	5,260	(231,162)	5,251
Euro	(83,541)	-	(51,432)	-
Canadian dollar	438,655	-	353,212	-
Australian dollar	132,851	-	116,110	-
Japanese yen	(11,224)	-	(15,734)	-
Other	16,407	-	30,871	-

Aegis Underwriting Limited
Notes to the Financial Statements
For the year ended 31 December 2022

7. Financial Instruments and Financial Risk Management (continued)

7.7 Financial Risk Management (continued)

The Company has delegated sole management and control of its underwriting through each Syndicate to the managing agent of the Syndicate and it has further undertaken not to interfere with the exercise of such management and control. The managing agents of the Syndicates are therefore responsible for determining the insurance transactions to be recognised. As such, disclosures in respect of the assumptions and judgements made, and the objectives, policies and processes for managing currency risk arising from assets and liabilities are only presented at the Corporate level in these Financial Statements.

The Company's assets are primarily Funds at Lloyd's to support its underwriting. These are held in various currencies but are all either listed investments or cash. As such, any exchange movement would be accounted for in the Statement of Comprehensive Income.

	Corporate Profit and loss			
	31 December 2022		31 December 2021	
	Increase	Decrease	Increase	Decrease
Effect of sterling exchange movement by 10%	£	£	£	£
United States dollar	478	(584)	477	(583)
Euro	-	-	-	-
Canadian dollar	-	-	-	-
Australian dollar	-	-	-	-
Japanese yen	-	-	-	-
Other	-	-	-	-

7.8 Capital Management

Lloyd's capital setting process

In order to meet Lloyd's requirements, each Syndicate is required to calculate its Standard Capital Requirement ("SCR") for the prospective underwriting year. This amount must be sufficient to cover a 1 in 200 year loss, reflecting uncertainty in the ultimate run-off of underwriting liabilities (SCR "to ultimate"). The Syndicate must also calculate its SCR at the same confidence level but reflecting uncertainty over a one year time horizon (one year SCR) for Lloyd's to use in meeting Solvency II requirements. The SCRs of each Syndicate are subject to review by Lloyd's and approval by the Lloyd's Capital and Planning Group.

Each Syndicate member is liable for its own share of underwriting liabilities on the Syndicate on which it participates but not other members' shares.

Accordingly, the capital requirement that Lloyd's sets for each member operates on a similar basis. Each member's SCR shall thus be determined by the sum of the member's share of the Syndicate SCR "to ultimate".

Over and above this, Lloyd's applies a capital uplift to the member's capital requirement, the ECA. The purpose of this uplift, which is a Lloyd's requirement and not a Solvency II requirement, is to meet Lloyd's financial strength, licence and ratings objectives.

The Funds at Lloyd's represent the capital which allows the Company to participate on the Syndicates. Refer to Note 7.3 for further information.

Aegis Underwriting Limited
Notes to the Financial Statements
For the year ended 31 December 2022

8. Insurance Contracts

The following reconciliation shows the movement in the provision for claims outstanding during the year.

	2022			2021		
	Gross provision £	Reinsurance asset £	Net £	Gross provision £	Reinsurance asset £	Net £
At 1 January	12,212,325	3,295,107	8,917,218	11,457,635	3,042,438	8,415,197
Movements in the year	2,217,213	858,644	1,358,569	732,397	216,094	516,303
Other movements	1,499,543	621,595	877,948	22,293	36,575	(14,282)
At 31 December	<u>15,929,081</u>	<u>4,775,346</u>	<u>11,153,735</u>	<u>12,212,325</u>	<u>3,295,107</u>	<u>8,917,218</u>

The following reconciliation shows the movement in the provision for unearned premium during the year.

	2022			2021		
	Gross provision £	Reinsurance asset £	Net £	Gross provision £	Reinsurance asset £	Net £
At 1 January	3,795,865	686,279	3,109,586	3,406,123	651,916	2,754,207
Movements in the year	613,298	111,751	501,547	346,952	24,150	322,802
Other movements	373,555	82,419	291,136	42,790	10,213	32,577
At 31 December	<u>4,782,718</u>	<u>880,449</u>	<u>3,902,269</u>	<u>3,795,865</u>	<u>686,279</u>	<u>3,109,586</u>

The following reconciliation shows the movement in deferred acquisition costs during the year.

	2022 £	2021 £
At 1 January	922,719	865,191
Movements in the year	126,853	72,565
Other movements	56,903	(15,037)
At 31 December	<u>1,106,475</u>	<u>922,719</u>

The other movements category includes exchange differences and the movements attributable to RITC.

8.1 Risks arising from Insurance Contracts

The Company has delegated sole management and control of its underwriting through each Syndicate to the managing agent of the Syndicate and it has further undertaken not to interfere with the exercise of such management and control. The managing agents of the Syndicates are therefore responsible for determining the insurance transactions to be recognised. As such, disclosures in respect of the assumptions and judgements made, and the objectives, policies and processes for managing risk arising from insurance contracts, are not presented in these Financial Statements.

The development of insurance liabilities provides a measure of the managing agent's ability to estimate the ultimate value of claims. The top half of each table below illustrates how the estimate of total claims outstanding for each accident year has changed at successive year ends. The bottom half of the table reconciles the cumulative claims to the amount appearing in the Statement of Financial Position.

Aegis Underwriting Limited
Notes to the Financial Statements
For the year ended 31 December 2022

8. Insurance Contracts (continued)

8.1 Risks arising from Insurance Contracts (continued)

Claims development - gross

	At end of reporting year	One year later	Two years later	Three years later	Four years later	Five years later	Six years later	Seven years later
2013	1,495,222	2,675,569	2,719,357	2,645,399	2,640,510	2,597,468	2,548,549	2,510,364
2014	1,460,583	2,527,839	2,608,491	2,662,077	2,698,834	2,642,780	2,609,053	2,588,288
2015	1,328,161	2,555,247	2,901,153	2,825,290	2,772,928	2,759,895	2,753,863	2,749,731
2016	1,440,599	3,400,821	3,413,889	3,351,672	3,314,466	3,288,493	3,277,680	
2017	3,524,284	5,071,896	5,317,416	5,231,685	5,153,500	5,141,604		
2018	2,982,974	5,037,573	5,350,271	5,167,660	5,114,331			
2019	2,599,881	5,271,388	5,230,928	5,008,036				
2020	3,271,285	5,762,886	5,935,912					
2021	3,395,737	6,131,876						
2022	4,091,495							
	Eight years later	Nine years later	Cumulative payments to date	Estimated balance to pay	Reserve strengthening/ (reduction) in subsequent 12 months			
2012 & prior				1,160,212				
2013	2,489,149	2,474,682	2,332,127	142,555	(447,550)			
2014	2,570,904		2,356,638	214,266	(514,798)			
2015			2,392,155	357,576	(441,997)			
2016			2,819,708	457,972	(357,457)			
2017			4,342,263	799,341	(293,961)			
2018			4,003,946	1,110,385	(444,218)			
2019			3,331,177	1,676,859	(337,414)			
2020			3,520,739	2,415,173	-			
2021			2,052,077	4,079,799	-			
2022			576,552	3,514,943	-			
				<u>15,929,081</u>				

Claims development - net

	At end of reporting year	One year later	Two years later	Three years later	Four years later	Five years later	Six years later	Seven years later
2013	1,273,999	2,334,057	2,375,026	2,310,148	2,311,772	2,276,591	2,233,368	2,197,535
2014	1,215,829	2,192,435	2,270,305	2,313,537	2,285,553	2,253,045	2,225,742	2,207,084
2015	1,117,212	2,183,797	2,513,787	2,457,595	2,409,203	2,375,886	2,370,189	2,338,927
2016	1,131,401	2,748,139	2,785,878	2,732,372	2,682,076	2,682,661	2,635,081	
2017	2,211,487	3,506,425	3,677,493	3,635,545	3,536,802	3,492,710		
2018	2,060,050	3,575,454	3,809,632	3,714,681	3,594,502			
2019	1,774,275	3,788,126	3,824,772	3,685,803				
2020	2,234,562	4,070,023	4,170,386					
2021	2,250,834	4,250,522						
2022	2,764,844							

Aegis Underwriting Limited
Notes to the Financial Statements
For the year ended 31 December 2022

8. Insurance Contracts (continued)

8.1 Risks arising from Insurance Contracts (continued)

Claims development – net (continued)

	Eight years later	Nine years later	Cumulative payments to date	Estimated balance to pay	Reserve strengthening/ (reduction) in subsequent 12 months
2012 & prior				1,026,007	
2013	2,187,805	2,174,961	2,042,660	132,301	(409,930)
2014	2,171,842		1,988,030	183,812	(473,067)
2015			2,065,402	273,525	(378,318)
2016			2,310,350	324,731	(386,733)
2017			2,985,770	506,940	(232,071)
2018			2,861,716	732,786	(341,510)
2019			2,499,483	1,186,320	(478,691)
2020			2,463,986	1,706,400	-
2021			1,477,070	2,773,452	-
2022			457,383	2,307,461	-
				<u>11,153,735</u>	

Sensitivity analysis

The amounts carried by the Company arising from insurance contracts are sensitive to various factors as follows:

- a 5% increase/decrease in the managing agents' calculation of gross claims reserves will decrease/increase the Company's pre-tax profit/loss by £796,454 (2021: £610,616);
- a 5% increase/decrease in the managing agents' calculation of net claims reserves will decrease/increase the Company's pre-tax profit/loss by £557,687 (2021: £445,861).

The 5% movement has been selected to give an indication of the possible variations in the assumptions used.

9. Called-up Share Capital

Issued and fully paid	Number of shares			At 31 December
	At 1 January	Issued during the year	Redeemed during the year	
Par value per share				
380 Ordinary £1 shares	380	-	-	380
Total	<u>380</u>	<u>-</u>	<u>-</u>	<u>380</u>

The Ordinary £1 shares each hold one voting right. There are no restrictions on the distribution of dividends and the repayments of capital.

Aegis Underwriting Limited
Notes to the Financial Statements
For the year ended 31 December 2022

10. Profit and Loss Account

	2022			2021		
	Syndicate Participation £	Corporate £	Total £	Syndicate Participation £	Corporate £	Total £
Retained loss brought forward	(245,925)	83,472	(162,453)	(695,657)	397,710	(297,947)
Reallocate distribution	(137,741)	137,741	-	(58,309)	58,309	-
Profit for the financial year	357,384	(328,326)	29,058	508,041	(372,547)	135,494
Equity dividends	-	-	-	-	-	-
Retained loss carried forward	(26,282)	(107,113)	(133,395)	(245,925)	83,472	(162,453)

11. Deferred Tax

	2022			
	Syndicate Results £	Tax losses £	Claims Equalisation Reserve £	Total £
At 1 January	(67,907)	(14,585)	-	(87,844)
Movement in year	62,550	(43,849)	-	15,682
Movement in the year - OCI	(4,164)	-	-	(4,164)
At 31 December	(9,521)	(58,434)	-	(76,326)

	2021			
	Syndicate Results £	Tax losses £	Claims Equalisation Reserve £	Total £
At 1 January	(132,175)	(124,272)	43,192	(217,740)
Movement in the year	64,420	109,687	(43,192)	130,048
Movement in the year - OCI	(152)	-	-	(152)
At 31 December	(67,907)	(14,585)	-	(87,844)

The unused tax losses carried forward at the Statement of Financial Position date are £549,202. Unused tax losses are expected to be recoverable against the future profits of the Company and have no expiry date.

The deferred tax balance consists of timing differences relating to the taxation of underwriting results. Deferred tax assets are shown within other debtors (Note 7.2).

Aegis Underwriting Limited
Notes to the Financial Statements
For the year ended 31 December 2022

12. Related Party Disclosure

S C Chandler is a director and the sole shareholder of the Company. Clearbrook Trust is a revocable living trust solely for S C Chandler. £220,164 is owed to Clearbrook Trust at 31 December 2022 (2021: £180,642).

13. Ultimate Controlling Party

The Company is controlled by Mr S C Chandler who holds 100% of the issued £380 ordinary share capital.