


Company Registration Number: NI030369

E.N.E. Limited

Consolidated Financial Statements

for the financial year ended 31 January 2022



Daly Park & Company Ltd
Chartered Accountants and Statutory Auditors
4 Carnegie Street
Lurgan
Co. Armagh
BT66 6AS
Northern Ireland

E.N.E. Limited
CONTENTS

	Page
Directors and Other Information	3
Strategic Report	4
Directors' Report	5 - 6
Independent Auditor's Report	7 - 9
Consolidated Income Statement	10
Consolidated Statement of Comprehensive Income	11
Consolidated Statement of Financial Position	12
Company Statement of Financial Position	13
Consolidated Statement of Changes in Equity	14
Company Statement of Changes in Equity	15
Consolidated Statement of Cash Flows	16
Notes to the Financial Statements	17 - 31

E.N.E. Limited

DIRECTORS AND OTHER INFORMATION

Directors

Mr. Eric George Niblock
Mr. Maurice Henry Geddis

Company Secretary

Mr. Eric George Niblock

Company Registration Number

NI030369

Registered Office and Business Address

Unit 24 Scarva Industrial Estate
Scarva Road
Banbridge
Co. Down
BT32 3QD
Northern Ireland

Independent Auditors

Daly Park & Company Ltd
Chartered Accountants and Statutory Auditors
4 Carnegie Street
Lurgan
Co. Armagh
BT66 6AS
Northern Ireland

Bankers

Danske Bank
45 - 48 High Street
Portadown
Co. Armagh
BT62 1LB
Northern Ireland

Solicitors

Patrick Park Esq
17A Market Street
Lurgan
Co. Armagh
BT66 6AA
Northern Ireland

E.N.E. Limited STRATEGIC REPORT

for the financial year ended 31 January 2022

The directors present their strategic report on the group and the parent company for the financial year ended 31 January 2022.

Review of the Company's Business

The Company is a recognised leader in the manufacture and supply of FDA and HACCP compliant conveyors, machinery and belting. Quality, service and innovation are amongst the high values that the company has founded its business upon. The company recognises that its success has been established through an understanding of its markets and carefully listening to the needs of its customers.

ENE Limited also has four subsidiaries: two of them are based in England, one in Northern Ireland and one in Ireland.

With headquarters based in Banbridge, ENE Limited has invested in a purpose built facility equipped with up to date production machinery which includes CNC laser cutting, milling, turning and punching.

The Company has one of the finest stainless steel fabrication facilities in the country and is positioned to provide its customers with a comprehensive range that spans small one off conveyor units to larger multi-unit systems.

In addition to its core conveyor business, the company provides expert solutions for Conveyor Belting, Replacement Conveyor Belts, Components and Special Purpose Machines.

Financial Key Performance Indicators

The Company has a comprehensive financial risk management strategy in place which includes monthly financial reporting and KPI monitoring. The directors have determined the following key performance indicator for financial performance:

- Earnings before interest, tax, depreciation and amortisation ("EBITDA"). EBITDA for the year ended 31 January 2022 was £3,154,371 (31 January 2021: £1,590,891).

Other Key Performance Indicators

Health & Safety

Maintaining the safety of staff, contractors and the general public is a priority of the directors and all procedures and policies reflect this.

On behalf of the board



Mr. Eric George Niblock
Director

8 July 2022

E.N.E. Limited

DIRECTORS' REPORT

for the financial year ended 31 January 2022

The directors present their report and the audited financial statements for the financial year ended 31 January 2022.

Principal Activity

The production of conveyor belting systems.

Results and Dividends

The profit for the financial year after providing for depreciation and taxation amounted to £2,356,567 (2021 - £1,065,403).

The directors have paid an interim dividend amounting to £244,000 and they do not recommend payment of a final dividend.

Directors

The directors who served during the financial year are as follows:

Mr. Eric George Niblock
Mr. Maurice Henry Geddis

There were no changes in shareholdings between 31 January 2022 and the date of signing the financial statements.

In accordance with the Constitution, the directors retire by rotation and, being eligible, offer themselves for re-election.

Future Developments

The company plans to continue its present activities and current trading levels. Employees are kept as fully informed as practicable about developments within the business.

Political Contributions

The group did not make any disclosable political donations in the current financial year.

Statement of Directors' Responsibilities

The directors are responsible for preparing the Strategic Report, Directors' Report and the financial statements in accordance with applicable law and regulations.

Company law requires the directors to prepare financial statements for each financial year. Under that law the directors have elected to prepare the financial statements in accordance with United Kingdom Generally Accepted Accounting Practice (United Kingdom Accounting Standards and applicable law) including FRS 102 "The Financial Reporting Standard applicable in the UK and Republic of Ireland". Under company law the directors must not approve the financial statements unless they are satisfied that they give a true and fair view of the state of affairs of the company and of the profit or loss of the company for that period.

In preparing these financial statements, the directors are required to:

- select suitable accounting policies and apply them consistently;
- make judgements and accounting estimates that are reasonable and prudent;
- prepare the financial statements on the going concern basis unless it is inappropriate to presume that the company will continue in business.

The directors are responsible for keeping adequate accounting records that are sufficient to show and explain the company's transactions and disclose with reasonable accuracy at any time the financial position of the company and enable them to ensure that the financial statements comply with the Companies Act 2006. They are also responsible for safeguarding the assets of the company and hence for taking reasonable steps for the prevention and detection of fraud and other irregularities.

Disclosure of Information to Auditor

Each person who is a director at the date of approval of this report confirms that:

In so far as the directors are aware:

- there is no relevant audit information (information needed by the company's auditor in connection with preparing the auditor's report) of which the company's auditor is unaware, and
- the directors have taken all the steps that they ought to have taken to make themselves aware of any relevant audit information and to establish that the company's auditor is aware of that information.

Auditors

The auditors, Daly Park & Company Ltd, (Chartered Accountants) have indicated their willingness to continue in office in accordance with the provisions of Section 485 of the Companies Act 2006.

INDEPENDENT AUDITOR'S REPORT

to the Shareholders of E.N.E. Limited

Report on the audit of the financial statements

Opinion

We have audited the group and parent company financial statements of E.N.E. Limited and its subsidiaries ('the group') for the financial year ended 31 January 2022 which comprise the Group Income Statement, the Group Statement of Comprehensive Income, the Group Statement of Financial Position, the Company Statement of Financial Position, the Group Statement of Changes in Equity, the Company Statement of Changes in Equity, the Group Statement of Cash Flows and notes to the financial statements, including significant accounting policies set out in note 2. The financial reporting framework that has been applied in their preparation is applicable Law and United Kingdom Accounting Standards, including FRS 102 "The Financial Reporting Standard applicable in the UK and Republic of Ireland" (United Kingdom Generally Accepted Accounting Practice).

In our opinion the financial statements:

- give a true and fair view of the state of the group's and the parent company's affairs as at 31 January 2022 and of the group's profit for the financial year then ended;
- have been properly prepared in accordance with United Kingdom Generally Accepted Accounting Practice; and
- have been prepared in accordance with the requirements of the Companies Act 2006.

Basis for opinion

We conducted our audit in accordance with International Standards on Auditing (UK) (ISAs (UK)) and applicable law. Our responsibilities under those standards are further described in the Auditor's responsibilities for the audit of the financial statements section of our report. We are independent of the group in accordance with the ethical requirements that are relevant to our audit of the financial statements in the UK, including the FRC's Ethical Standard, and we have fulfilled our other ethical responsibilities in accordance with these requirements. We believe that the audit evidence we have obtained is sufficient and appropriate to provide a basis for our opinion.

Conclusions relating to going concern

In auditing the financial statements, we have concluded that the directors' use of the going concern basis of accounting in the preparation of the financial statements is appropriate.

Based on the work we have performed, we have not identified any material uncertainties relating to events or conditions that, individually or collectively, may cast significant doubt on the group's and the parent company's ability to continue as a going concern for a period of at least twelve months from the date when the financial statements are authorised for issue.

Our responsibilities and the responsibilities of the directors with respect to going concern are described in the relevant sections of this report.

Other Information

The other information comprises the information included in the annual report other than the financial statements and our Auditor's Report thereon. The directors are responsible for the other information contained within the annual report. Our opinion on the financial statements does not cover the other information and, except to the extent otherwise explicitly stated in our report, we do not express any form of assurance conclusion thereon.

Our responsibility is to read the other information and, in doing so, consider whether the other information is materially inconsistent with the financial statements or our knowledge obtained in the course of the audit, or otherwise appears to be materially misstated. If we identify such material inconsistencies or apparent material misstatements, we are required to determine whether this gives rise to a material misstatement in the financial statements themselves. If, based on the work we have performed, we conclude that there is a material misstatement of this other information, we are required to report that fact. We have nothing to report in this regard.

Opinion on other matters prescribed by the Companies Act 2006

In our opinion, based on the work undertaken in the course of the audit:

- the information given in the Strategic Report and the Directors' Report for the financial year for which the financial statements are prepared is consistent with the financial statements; and
- the Strategic Report and the Directors' Report have been prepared in accordance with applicable legal requirements.

INDEPENDENT AUDITOR'S REPORT

to the Shareholders of E.N.E. Limited

Matters on which we are required to report by exception

In the light of our knowledge and understanding of the company and its environment obtained in the course of the audit, we have not identified any material misstatements in the Strategic Report and the Directors' Report.

We have nothing to report in respect of the following matters where the Companies Act 2006 requires us to report to you if, in our opinion:

- adequate accounting records have not been kept by the parent company; or
- the parent company financial statements are not in agreement with the accounting records and returns; or
- certain disclosures of directors' remuneration specified by law are not made; or
- we have not received all the information and explanations we require for our audit.

Responsibilities of directors for the financial statements

The directors are responsible for the preparation of the financial statements and for being satisfied that they give a true and fair view, and for such internal control as they determine is necessary to enable the preparation of financial statements that are free from material misstatement, whether due to fraud or error.

In preparing the financial statements, the directors are responsible for assessing the group's ability to continue as a going concern, disclosing, as applicable, matters related to going concern and using the going concern basis of accounting unless the directors either intend to liquidate the group or to cease operations, or has no realistic alternative but to do so.

Auditor's responsibilities for the audit of the financial statements

Our objectives are to obtain reasonable assurance about whether the financial statements as a whole are free from material misstatement, whether due to fraud or error, and to issue an Auditor's Report that includes our opinion. Reasonable assurance is a high level of assurance, but is not a guarantee that an audit conducted in accordance with ISAs (UK) will always detect a material misstatement when it exists. Misstatements can arise from fraud or error and are considered material if, individually or in the aggregate, they could reasonably be expected to influence the economic decisions of users taken on the basis of these financial statements.

Irregularities, including fraud, are instances of non-compliance with laws and regulations. We design procedures in line with our responsibilities, outlined above, to detect material misstatements in respect of irregularities, including fraud. The extent to which our procedures are capable of detecting irregularities, including fraud is detailed below:

There is an inherent difficulty in detecting irregularities during audit. However the effectiveness of entity's controls, the nature and extent of audit procedures performed, gives us confidence in detecting irregularities.

Further Information regarding the scope of our responsibilities as auditor

As part of an audit in accordance with ISAs (UK), we exercise professional judgement and maintain professional scepticism throughout the audit. We also:

- Identify and assess the risks of material misstatement of the consolidated financial statements, whether due to fraud or error, design and perform audit procedures responsive to those risks, and obtain audit evidence that is sufficient and appropriate to provide a basis for our opinion. The risk of not detecting a material misstatement resulting from fraud is higher than for one resulting from error, as fraud may involve collusion, forgery, intentional omissions, misrepresentations, or the override of internal control.
- Obtain an understanding of internal control relevant to the audit in order to design audit procedures that are appropriate in the circumstances, but not for the purpose of expressing an opinion on the effectiveness of the group and the parent company's internal control.
- Evaluate the appropriateness of accounting policies used and the reasonableness of accounting estimates and related disclosures made by the directors.
- Conclude on the appropriateness of the directors' use of the going concern basis of accounting and, based on the audit evidence obtained, whether a material uncertainty exists related to events or conditions that may cast significant doubt on the group and the parent company's ability to continue as a going concern. If we conclude that a material uncertainty exists, we are required to draw attention in our Auditor's Report to the related disclosures in the financial statements or, if such disclosures are inadequate, to modify our opinion. Our conclusions are based on the audit evidence obtained up to the date of our Auditor's Report. However, future events or conditions may cause the group and the parent company to cease to continue as a going concern.
- Evaluate the overall presentation, structure and content of the financial statements, including the disclosures, and whether the financial statements represent the underlying transactions and events in a manner that achieves fair presentation.


INDEPENDENT AUDITOR'S REPORT

to the Shareholders of E.N.E. Limited

We communicate with those charged with governance regarding, among other matters, the planned scope and timing of the audit and significant audit findings, including any significant deficiencies in internal control that we identify during our audit.

Use of our report

This report is made solely to the company's members, as a body, in accordance with Chapter 3 of Part 16 of the Companies Act 2006. Our audit work has been undertaken so that we might state to the company's members those matters we are required to state to them in an auditor's report and for no other purpose. To the fullest extent permitted by law, we do not accept or assume responsibility to anyone other than the company and the company's members as a body, for our audit work, for this report, or for the opinions we have formed.



Ruairi Maginn (Senior Statutory Auditor)
for and on behalf of
DALY PARK & COMPANY LTD
Chartered Accountants and Statutory Auditors
4 Carnegie Street
Lurgan
Co. Armagh
BT66 6AS
Northern Ireland

8 July 2022

E.N.E. Limited
CONSOLIDATED INCOME STATEMENT
for the financial year ended 31 January 2022

	Notes	2022 £	2021 £
Turnover	3	11,801,712	7,899,493
Cost of sales		(7,710,944)	(5,763,600)
Gross profit		4,090,768	2,135,893
Administrative expenses		(1,564,497)	(1,147,476)
Other operating income		124,277	173,610
Group operating profit	4	2,650,548	1,162,027
Investment income	5	23,646	-
Interest receivable and similar income	6	10,681	18,825
Interest payable and similar expenses	7	(20,726)	(18,380)
Profit before taxation		2,664,149	1,162,472
Tax on profit	9	(307,582)	(97,069)
Profit for the financial year	22	2,356,567	1,065,403

E.N.E. Limited
CONSOLIDATED STATEMENT OF COMPREHENSIVE INCOME
for the financial year ended 31 January 2022

	2022 £	2021 £
Profit after taxation	2,356,567	1,065,403
Foreign exchange movement on net investment	(32,125)	97
Total comprehensive income for the financial year	<u>2,324,442</u>	<u>1,065,500</u>

All the activities of the company are from continuing operations.

E.N.E. Limited


Company Registration Number: NI030369

CONSOLIDATED STATEMENT OF FINANCIAL POSITION

as at 31 January 2022

	Notes	2022 £	2021 £
Non-Current Assets			
Intangible assets	11	267,022	112,630
Property, plant and equipment	12	4,529,547	3,857,681
		<u>4,796,569</u>	<u>3,970,311</u>
Current Assets			
Stocks	14	1,712,679	1,226,775
Debtors	15	2,530,531	1,812,008
Cash and cash equivalents	30	3,831,155	2,881,814
		<u>8,074,365</u>	<u>5,720,595</u>
Creditors: amounts falling due within one year	16	(2,850,796)	(1,743,445)
Net Current Assets		<u>5,223,569</u>	<u>3,977,150</u>
Total Assets less Current Liabilities		<u>10,020,138</u>	<u>7,947,461</u>
Creditors:			
amounts falling due after more than one year	17	(594,096)	(669,738)
Provisions for liabilities	19	(114,823)	(99,319)
Net Assets		<u>9,311,219</u>	<u>7,178,404</u>
Capital and Reserves			
Called up share capital	21	118	118
Share premium account	22	6,294	6,294
Revaluation reserve	22	57,600	57,600
Retained earnings		<u>9,145,853</u>	<u>7,065,411</u>
Shareholders' Funds		<u>9,209,865</u>	<u>7,129,423</u>
Minority interests	23	<u>101,354</u>	<u>48,981</u>
		<u>9,311,219</u>	<u>7,178,404</u>

Approved by the Board and authorised for issue on 8 July 2022 and signed on its behalf by



Mr. Eric George Niblock
Director

E.N.E. Limited


Company Number: NI030369

COMPANY STATEMENT OF FINANCIAL POSITION

as at 31 January 2022

	Notes	2022 £	2021 £
Non-Current Assets			
Intangible assets	11	1	5,279
Property, plant and equipment	12	3,858,133	3,210,689
Financial assets	13	1,397,109	731,805
		<u>5,255,243</u>	<u>3,947,773</u>
Current Assets			
Stocks	14	1,173,329	1,127,254
Debtors	15	2,603,169	1,961,909
Cash and cash equivalents	30	3,059,054	2,411,193
		<u>6,835,552</u>	<u>5,500,356</u>
Creditors: Amounts falling due within one year	16	<u>(2,461,291)</u>	<u>(1,543,480)</u>
Net Current Assets		<u>4,374,261</u>	<u>3,956,876</u>
Total Assets less Current Liabilities		<u>9,629,504</u>	<u>7,904,649</u>
Creditors			
Amounts falling due after more than one year	17	(582,926)	(669,738)
Provisions for liabilities	19	<u>(114,823)</u>	<u>(99,319)</u>
Net Assets		<u>8,931,755</u>	<u>7,135,592</u>
Capital and Reserves			
Called up share capital	21	118	118
Share premium account	22	6,294	6,294
Retained earnings	22	8,925,343	7,129,180
Shareholders' Funds		<u>8,931,755</u>	<u>7,135,592</u>

Approved by the Board and authorised for issue on 8 July 2022 and signed on its behalf by


 Mr. Eric George Niblock
 Director

E.N.E. Limited
CONSOLIDATED STATEMENT OF CHANGES IN EQUITY
as at 31 January 2022

	Called up share capital £	Share premium account £	Revaluation reserve £	Retained earnings £	Shareholders funds £	Minority interests £	Total £
At 1 February 2020	118	6,294	-	6,243,911	6,250,323	45,533	6,295,856
Profit for the financial year	-	-	-	1,065,403	1,065,403	-	1,065,403
Other gains and losses	-	-	-	97	97	-	97
Total comprehensive income	-	-	-	1,065,500	1,065,500	-	1,065,500
Payment of dividends	-	-	-	(244,000)	(244,000)	-	(244,000)
Change in minority interests arising on acquisitions	-	-	-	-	-	3,448	3,448
Other movements in Shareholders' Funds	-	-	57,600	-	57,600	-	57,600
At 31 January 2021	118	6,294	57,600	7,065,411	7,129,423	48,981	7,178,404
Profit for the financial year	-	-	-	2,356,567	2,356,567	-	2,356,567
Other gains and losses	-	-	-	(32,125)	(32,125)	-	(32,125)
Total comprehensive income	-	-	-	2,324,442	2,324,442	-	2,324,442
Payment of dividends	-	-	-	(244,000)	(244,000)	-	(244,000)
Change in minority interest arising on acquisitions	-	-	-	-	-	42,325	42,325
Change in minority interests arising on disposals	-	-	-	-	-	10,048	10,048
At 31 January 2022	118	6,294	57,600	9,145,853	9,209,865	101,354	9,311,219

E.N.E. Limited**COMPANY STATEMENT OF CHANGES IN EQUITY**

as at 31 January 2022

	Called up share capital £	Share premium account £	Retained earnings £	Total £
At 1 February 2020	118	6,294	6,420,256	6,426,668
Profit for the financial year	-	-	952,924	952,924
Payment of dividends	-	-	(244,000)	(244,000)
At 31 January 2021	118	6,294	7,129,179	7,135,591
Profit for the financial year	-	-	2,040,164	2,040,164
Payment of dividends	-	-	(244,000)	(244,000)
At 31 January 2022	118	6,294	8,925,343	8,931,755

E.N.E. Limited
CONSOLIDATED STATEMENT OF CASH FLOWS
for the financial year ended 31 January 2022

	Notes	2022 £	2021 £
Cash flows from operating activities			
Profit for the financial year		2,356,567	1,065,403
Adjustments for:			
Investment income		(23,646)	-
Interest receivable and similar income		(10,681)	(18,825)
Interest payable and similar expenses		20,726	18,380
Tax on profit on ordinary activities		307,582	97,069
Depreciation		385,496	428,862
Profit/loss on disposal of property, plant and equipment		9,711	8,486
Profit/loss on disposal of intangible fixed assets		6	-
Foreign exchange differences		(32,125)	97
		<u>3,013,636</u>	<u>1,599,472</u>
Movements in working capital:			
Movement in stocks		(485,904)	(483,437)
Movement in debtors		(923,839)	583,499
Movement in creditors		885,991	224,010
		<u>2,489,884</u>	<u>1,923,544</u>
Cash generated from operations		2,489,884	1,923,544
Interest paid		(20,726)	(18,380)
Tax paid		(130,094)	(332,694)
Tax repaid		29,878	134,042
		<u>2,368,942</u>	<u>1,706,512</u>
Net cash generated from operating activities			
Cash flows from investing activities			
Interest received		15,995	17,249
Payments to acquire intangible assets		(189,319)	-
Payments to acquire property, plant and equipment		(1,093,422)	(904,825)
Receipts from sales of intangible assets		(6)	3,601
Receipts from sales of property, plant and equipment		27,177	79,715
Receipts from sales of investments		23,646	-
Receipts on disposal of group interests		10,048	-
Payments on acquisition of group interests		42,325	3,448
		<u>(1,163,556)</u>	<u>(800,812)</u>
Net cash used in investment activities			
Cash flows from financing activities			
New long term loan		85,669	767,958
New short term loan		-	3,099
Repayment of short term loan		(105,892)	(82,471)
Capital element of hire purchase contracts		8,178	-
Dividends paid		(244,000)	(244,000)
		<u>(256,045)</u>	<u>444,586</u>
Net cash (used in)/generated from financing activities			
Net increase in cash and cash equivalents		<u>949,341</u>	<u>1,350,286</u>
Cash and cash equivalents at beginning of financial year		<u>2,881,814</u>	<u>1,531,528</u>
Cash and cash equivalents at end of financial year	30	<u><u>3,831,155</u></u>	<u><u>2,881,814</u></u>

E.N.E. Limited
NOTES TO THE FINANCIAL STATEMENTS
for the financial year ended 31 January 2022

1. General Information

E.N.E. Limited is a company limited by shares incorporated and registered in Northern Ireland. The registered number of the company is NI030369. The registered office of the company is Unit 24 Scarva Industrial Estate, Scarva Road, Banbridge, Co. Down, BT32 3QD, Northern Ireland which is also the principal place of business of the company. The nature of the company's operations and its principal activities are set out in the Directors' Report. The financial statements have been presented in Pound Sterling (£) which is also the functional currency of the company.

2. Summary of Significant Accounting Policies

The following accounting policies have been applied consistently in dealing with items which are considered material in relation to the group's financial statements.

Statement of compliance

The financial statements of the company for the financial year ended 31 January 2022 have been prepared in accordance with the Financial Reporting Standard applicable in the United Kingdom and the Republic of Ireland (FRS 102) issued by the Financial Reporting Council and in accordance with the Companies Act 2006.

Basis of preparation

The financial statements have been prepared on the going concern basis and in accordance with the historical cost convention except for certain properties and financial instruments that are measured at revalued amounts or fair values, as explained in the accounting policies below. Historical cost is generally based on the fair value of the consideration given in exchange for assets.

Turnover

Turnover comprises the invoice value of goods supplied by the company, exclusive of trade discounts and value added tax.

Intangible assets

Intangible assets

Intangible assets are valued at cost less accumulated amortisation.

Amortisation is calculated to write off the cost in equal annual instalments over their estimated useful life of 4 years.

Goodwill

Purchased goodwill arising on the acquisition of a business represents the excess of the acquisition cost over the fair value of the identifiable net assets including other intangible fixed assets when they were acquired. Purchased goodwill is capitalised in the Statement of Financial Position and amortised on a straight line basis over its economic useful life of 0 years, which is estimated to be the period during which benefits are expected to arise. On disposal of a business any goodwill not yet amortised is included in determining the profit or loss on sale of the business.

Goodwill is reviewed for impairment at the end of the first full financial year following acquisition and in other periods if events or changes in circumstances indicate that the carrying value may not be recoverable.

Property, plant and equipment and depreciation

Property, plant and equipment are stated at cost or at valuation, less accumulated depreciation. The charge to depreciation is calculated to write off the original cost or valuation of property, plant and equipment, less their estimated residual value, over their expected useful lives as follows:

Land and buildings freehold	- 2% Reducing Balance
Long leasehold property	- 2% Straight line
Plant and machinery	- 10% Straight Line
Fixtures, fittings and equipment	- 10% Straight Line
Motor vehicles	- 25% Straight Line

The carrying values of tangible fixed assets are reviewed annually for impairment in periods if events or changes in circumstances indicate the carrying value may not be recoverable.

E.N.E. Limited
NOTES TO THE FINANCIAL STATEMENTS

continued

for the financial year ended 31 January 2022

Investment properties

Investment property is property held either to earn rental income, or for capital appreciation (including future re-development) or for both, but not for sale in the ordinary course of business.

Investment property is initially measured at cost, which includes the purchase cost and any directly attributable expenditure. Investment property is subsequently valued at its fair value at each reporting date, by professional external valuers. The difference between the fair value of an investment property at the reporting date and its carrying value prior to the valuation is recognised in the Statement of Comprehensive Income as a fair value gain or loss. Any gain or loss on disposal of an investment property (calculated as the difference between the net proceeds from disposal and the carrying amount of the item) is recognised in the Statement of Comprehensive Income.

Leasing and hire purchases

Property, plant and equipment held under leasing and Hire Purchases arrangements which transfer substantially all the risks and rewards of ownership to the company are capitalised and included in the Statement of Financial Position at their cost or valuation, less depreciation. The corresponding commitments are recorded as liabilities. Payments in respect of these obligations are treated as consisting of capital and interest elements, with interest charged to the Income Statement.

Leasing

Rentals payable under operating leases are dealt with in the Income Statement as incurred over the period of the rental agreement.

Stocks

Stocks are valued at the lower of cost and net realisable value. Stocks are determined on a first-in first-out basis. Cost comprises expenditure incurred in the normal course of business in bringing stocks to their present location and condition. Full provision is made for obsolete and slow moving items. Net realisable value comprises actual or estimated selling price (net of trade discounts) less all further costs to completion or to be incurred in marketing and selling.

Trade and other debtors

Trade and other debtors are initially recognised at fair value and thereafter stated at amortised cost using the effective interest method less impairment losses for bad and doubtful debts except where the effect of discounting would be immaterial. In such cases the receivables are stated at cost less impairment losses for bad and doubtful debts.

Borrowing costs

Borrowing costs relating to the acquisition of assets are capitalised at the appropriate rate by adding them to the cost of assets being acquired. Investment income earned on the temporary investment of specific borrowings pending their expenditure on the assets is deducted from the borrowing costs eligible for capitalisation. All other borrowing costs are recognised in profit or loss in the period in which they are incurred.

Provisions

Provisions are recognised when the company has a present legal or constructive obligation arising as a result of a past event, it is probable that an outflow of economic benefits will be required to settle the obligation and a reliable estimate can be made. Provisions are measured at the present value of the expenditures expected to be required to settle the obligation using a pre-tax rate that reflects current market assessments of the same value of money and the risks specific to the obligation. The increase in the provision due to passage of time is recognised as interest expense.

Trade and other creditors

Trade and other creditors are initially recognised at fair value and thereafter stated at amortised cost using the effective interest rate method, unless the effect of discounting would be immaterial, in which case they are stated at cost.

Employee benefits

The company operates a defined contribution pension scheme. The assets of the scheme are held separately from those of the company in an independently administered fund.

NOTES TO THE FINANCIAL STATEMENTS

continued

for the financial year ended 31 January 2022

Taxation and deferred taxation

Current tax represents the amount expected to be paid or recovered in respect of taxable profits for the financial year and is calculated using the tax rates and laws that have been enacted or substantially enacted at the Statement of Financial Position date.

Deferred tax is recognised in respect of all timing differences that have originated but not reversed at the balance sheet date where transactions or events have occurred at that date that will result in an obligation to pay more tax in the future, or a right to pay less tax in the future. Timing differences are temporary differences between the company's taxable profits and its results as stated in the financial statements.

Deferred tax is measured on an undiscounted basis at the tax rates that are anticipated to apply in the periods in which the timing differences are expected to reverse, based on tax rates and laws that have been enacted or substantively enacted by the Statement of Financial Position date.

Government grants

Capital grants received and receivable are treated as deferred income and amortised to the Income Statement annually over the useful economic life of the asset to which it relates. Revenue grants are credited to the Income Statement when received.

Foreign currencies

Monetary assets and liabilities denominated in foreign currencies are translated at the rates of exchange ruling at the Statement of Financial Position date. Non-monetary items that are measured in terms of historical cost in a foreign currency are translated at the rates of exchange ruling at the date of the transaction. Non-monetary items that are measured at fair value in a foreign currency are translated using the exchange rates at the date when the fair value was determined. The resulting exchange differences are dealt with in the Income Statement.

Basis of consolidation

The consolidated financial statements include the financial statements of the holding company and all its subsidiary companies made up to 31 January 2022.

Ordinary share capital

The ordinary share capital of the company is presented as equity.

3. Turnover

The whole of the company's turnover is attributable to its market in the United Kingdom and is derived from the principal activity of producing conveyor belts

4. Operating profit	2022	2021
	£	£
Operating profit is stated after charging/(crediting):		
Amortisation of intangible assets	34,927	5,280
Depreciation of property, plant and equipment	350,569	423,582
Loss on disposal of property, plant and equipment	9,711	8,486
Loss/(profit) on disposal of intangible fixed assets	6	-
Loss/(profit) on foreign currencies	13,038	(53,289)
Operating lease rentals		
- Motor vehicles	4,746	4,016
Auditor's remuneration		
- audit services	5,360	4,871
Government grants received	(55,175)	(124,908)
	<u>23,646</u>	<u>-</u>
5. Income from investments	2022	2021
	£	£
Profit on disposal of investments	23,646	-
	<u>23,646</u>	<u>-</u>

E.N.E. Limited**NOTES TO THE FINANCIAL STATEMENTS**

continued

for the financial year ended 31 January 2022

6. Interest receivable and similar income	2022	2021
	£	£
Bank interest	8,442	11,188
Other interest	2,239	7,637
	<u>10,681</u>	<u>18,825</u>

7. Interest payable and similar expenses	2022	2021
	£	£
On bank loans and overdrafts	19,318	17,679
Hire purchase interest	390	-
Interest on overdue tax	1,018	701
	<u>20,726</u>	<u>18,380</u>

8. Employees and remuneration**Number of employees**

The average number of persons employed (including executive directors) during the financial year was as follows:

	2022	2021
	Number	Number
Administrative	3	2
Direct Staff	59	53
Directors	1	1
	<u>63</u>	<u>56</u>

The staff costs (inclusive of directors' salaries) comprise:

	2022	2021
	£	£
Wages and salaries	3,065,038	2,856,228
Pension costs	104,428	67,934
	<u>3,169,466</u>	<u>2,924,162</u>

E.N.E. Limited
NOTES TO THE FINANCIAL STATEMENTS
for the financial year ended 31 January 2022

continued

9. Tax on profit

	2022 £	2021 £
(a) Analysis of charge in the financial year		
Current tax:		
Corporation tax at 19.00% (2021 - 19.00%)	464,477	225,039
Under/over provision in prior financial year	(142,473)	(142,078)
Total current tax	322,004	82,961
Deferred tax:		
Origination and reversal of timing differences	(14,422)	14,108
Total deferred tax	(14,422)	14,108
Tax on profit (Note 9 (b))	307,582	97,069

(b) Factors affecting tax charge for the financial year

The tax assessed for the financial year differs from the standard rate of corporation tax in the United Kingdom 19.00% (2021 - 19.00%). The differences are explained below:

	2022 £	2021 £
Profit taxable at 19.00%	2,664,149	1,162,472
Profit before tax		
multiplied by the standard rate of corporation tax		
in the United Kingdom at 19.00% (2021 - 19.00%)	506,188	220,870
Effects of:		
Expenses not deductible for tax purposes	(23,228)	732
Depreciation in excess of capital allowances for period	7,307	14,507
Utilisation of tax losses	(17,919)	(10,722)
Deferred tax	(14,422)	14,108
Profit/Loss on disposal of fixed assets	(1,885)	(347)
Adjustment to tax charge in respect of previous periods	(148,459)	(142,079)
Total tax charge for the financial year (Note 9 (a))	307,582	97,069

The underprovision of tax resulting in the above adjustment is due to the 2021 claim for research & development expenditure which was submitted to HMRC after the accounts were approved.

10. Dividends	2022 £	2021 £
Dividends on equity shares:		
Ordinary A Shares - Interim paid	244,000	244,000

E.N.E. Limited
NOTES TO THE FINANCIAL STATEMENTS
for the financial year ended 31 January 2022

continued

11. Intangible assets
Group

	£	Goodwill £
Cost		
At 1 February 2021	21,125	107,346
Additions	-	189,319
	<u>21,125</u>	<u>296,665</u>
At 31 January 2022	21,125	296,665
Amortisation		
At 1 February 2021	15,841	-
Charge for financial year	5,279	29,648
	<u>21,120</u>	<u>29,648</u>
At 31 January 2022	21,120	29,648
Net book value		
At 31 January 2022	<u>5</u>	<u>267,017</u>
At 31 January 2021	<u>5,284</u>	<u>107,346</u>

Company

	£	Total £
Cost		
At 1 February 2021	21,119	21,119
	<u>21,119</u>	<u>21,119</u>
At 31 January 2022	21,119	21,119
Amortisation		
At 1 February 2021	15,839	15,839
Charge for financial year	5,279	5,279
	<u>21,118</u>	<u>21,118</u>
At 31 January 2022	21,118	21,118
Net book value		
At 31 January 2022	<u>1</u>	<u>1</u>
At 31 January 2021	<u>5,280</u>	<u>5,280</u>

E.N.E. Limited
NOTES TO THE FINANCIAL STATEMENTS
for the financial year ended 31 January 2022

12. Property, plant and equipment
Group

	Land and buildings freehold £	Investment properties £	Long leasehold property £	Plant and machinery £	Fixtures, fittings and equipment £	Motor vehicles £	Total £
Cost							
At 1 February 2021	3,985,321	-	25,764	2,037,058	242,755	434,254	6,725,152
Additions	748,711	-	-	77,133	34,810	243,938	1,104,592
Disposals	-	-	(25,764)	(8,000)	(17,629)	(130,184)	(181,577)
Transfers	(662,728)	662,728	-	-	-	-	-
Foreign currency exchange differences	(26,483)	-	-	(1,891)	(816)	913	(28,277)
At 31 January 2022	4,044,821	662,728	-	2,104,300	259,120	548,921	7,619,890
Depreciation							
At 1 February 2021	1,030,641	-	15,149	1,411,134	99,798	310,749	2,867,471
Charge for the financial year	90,665	-	-	125,651	29,878	122,580	368,774
On disposals	-	-	(15,149)	(3,200)	(7,092)	(119,248)	(144,689)
Transfers	(208,551)	208,551	-	-	-	-	-
Foreign currency exchange differences	(2,385)	-	-	(653)	-	1,825	(1,213)
At 31 January 2022	910,370	208,551	-	1,532,932	122,584	315,906	3,090,343
Net book value							
At 31 January 2022	3,134,451	454,177	-	571,368	136,536	233,015	4,529,547
At 31 January 2021	2,954,680	-	10,615	625,924	142,957	123,505	3,857,681

Northern Bank Limited hold 5 outstanding charges created in 1996, 1999, 2009 and 13/02/2020 over the lands and property owned by the company. This includes the lands and premises situated at 22 Scarva Road Industrial Estate, Banbridge; 1 acre of land at Scarva Industrial Estate, Banbridge and the premises located thereon comprising all machinery, utensils and chattels. The charges are also over all book debts of the company now and in the future until such charges are satisfied.

E.N.E. Limited
NOTES TO THE FINANCIAL STATEMENTS
for the financial year ended 31 January 2022

Company

	Land and buildings freehold £	Investment properties £	Plant and machinery £	Fixtures, fittings and equipment £	Motor vehicles £	Total £
Cost or Valuation						
At 1 February 2021	3,528,141	-	1,839,467	97,525	339,262	5,804,395
Additions	748,711	-	48,100	22,511	111,490	930,812
Disposals	-	-	(8,000)	(15,076)	(70,851)	(93,927)
Transfers	(662,728)	662,728	-	-	-	-
At 31 January 2022	3,614,124	662,728	1,879,567	104,960	379,901	6,641,280
Depreciation						
At 1 February 2021	989,474	-	1,314,477	44,275	245,481	2,593,707
Charge for the financial year	82,051	-	95,459	9,127	79,063	265,700
On disposals	-	-	(3,200)	(5,645)	(67,415)	(76,260)
Transfers	(208,551)	208,551	-	-	-	-
At 31 January 2022	862,974	208,551	1,406,736	47,757	257,129	2,783,147
Net book value						
At 31 January 2022	2,751,150	454,177	472,831	57,203	122,772	3,858,133
At 31 January 2021	2,538,667	-	524,990	53,250	93,781	3,210,688

Northern Bank Limited hold 5 outstanding charges created in 1996, 1999, 2009 and 13/02/2020 over the lands and property owned by the company. This includes the lands and premises situated at 22 Scarva Road Industrial Estate, Banbridge; 1 acre of land at Scarva Industrial Estate, Banbridge and the premises located thereon comprising all machinery, utensils and chattels. The charges are also over all book debts of the company now and in the future until such charges are satisfied.

E.N.E. Limited
NOTES TO THE FINANCIAL STATEMENTS
for the financial year ended 31 January 2022

12.1. Property, plant and equipment continued

Included above are assets held under finance leases or hire purchase contracts as follows:

	2022 book value £	Net Depreciation charge £	2021 Net book value £	Depreciation charge £
Motor vehicles	31,750	7,938	-	-

**13. Financial fixed assets
Company**

	Subsidiary undertakings shares	Subsidiary undertakings loans	Total
Investments	£	£	£
Cost or Valuation			
At 1 February 2021	289,894	441,911	731,805
Additions	749,930	-	749,930
Disposals	(7)	-	(7)
Revaluations	(84,619)	-	(84,619)
At 31 January 2022	955,198	441,911	1,397,109
Net book value			
At 31 January 2022	955,198	441,911	1,397,109
At 31 January 2021	289,894	441,911	731,805

14. Stocks

	2022 £	2021 £
Group		
Work in progress	842,842	916,553
Finished goods and goods for resale	869,837	310,222
	1,712,679	1,226,775

The replacement cost of stock did not differ significantly from the figures shown.

	2022 £	2021 £
Company		
Work in progress	759,279	916,553
Finished goods and goods for resale	414,050	210,701
	1,173,329	1,127,254

E.N.E. Limited
NOTES TO THE FINANCIAL STATEMENTS
for the financial year ended 31 January 2022

continued

15. Debtors	2022	2021
	£	£
Group		
Trade debtors	1,945,924	992,216
Other debtors	76,188	88,384
Directors' current accounts (Note 26)	173,171	362,787
Taxation (Note 18)	127,000	127,000
Prepayments and accrued income	208,248	41,619
	<u>2,530,531</u>	<u>1,612,006</u>
	2022	2021
	£	£
Company		
Trade debtors	1,532,696	848,920
Amounts owed by group undertakings	544,360	512,070
Other debtors	76,188	88,384
Directors' current accounts (Note 26)	173,651	362,787
Taxation (Note 18)	127,000	127,000
Prepayments and accrued income	149,274	22,748
	<u>2,603,169</u>	<u>1,961,909</u>
16. Creditors	2022	2021
Amounts falling due within one year	£	£
Group		
Bank loan	105,137	105,137
Net obligations under finance leases and hire purchase contracts	8,178	-
Trade creditors	986,066	571,725
Taxation (Note 18)	985,353	631,428
Directors' current accounts (Note 26)	347,273	375,207
Other creditors	777	2,304
Accruals and deferred income:		
Pension accrual	789	-
Other accruals	417,223	57,644
	<u>2,850,796</u>	<u>1,743,445</u>
	2022	2021
Amounts falling due within one year	£	£
Company		
Bank overdrafts	18,039	24,396
Bank loan	105,137	105,137
Trade creditors	921,494	653,313
Taxation social security (Note 18)	678,782	343,232
Directors' current accounts (Note 26)	347,273	375,207
Accruals and deferred income	390,566	42,195
	<u>2,461,291</u>	<u>1,543,480</u>

E.N.E. Limited
NOTES TO THE FINANCIAL STATEMENTS
for the financial year ended 31 January 2022

continued

17. Creditors	2022	2021
Amounts falling due after more than one year	£	£
Group		
Bank loan	582,926	669,738
Finance leases and hire purchase contracts	11,170	-
	<u>594,096</u>	<u>669,738</u>
Loans		
Repayable in one year or less, or on demand (Note 16)	105,137	105,137
Repayable between one and two years	105,137	105,937
Repayable between two and five years	315,411	261,232
Repayable in five years or more	162,378	302,569
	<u>688,063</u>	<u>774,875</u>
Net obligations under finance leases and hire purchase contracts		
Repayable within one year	8,178	-
Repayable between one and five years	11,170	-
	<u>19,348</u>	<u>-</u>
	2022	2021
Amounts falling due after more than one year	£	£
Company		
Bank loan	582,926	669,738
	<u>582,926</u>	<u>669,738</u>
Loans		
Repayable in one year or less, or on demand (Note 16)	123,176	129,533
Repayable between one and two years	105,137	105,137
Repayable between two and five years	315,411	315,411
Repayable in five years or more	162,378	249,190
	<u>706,102</u>	<u>799,271</u>
18. Taxation	2022	2021
	£	£
Group		
Debtors:		
Corporation tax	127,000	127,000
	<u>127,000</u>	<u>127,000</u>
Creditors:		
VAT	380,592	231,773
Corporation tax	438,221	225,039
PAYE / NI	166,540	174,616
	<u>985,353</u>	<u>631,428</u>

E.N.E. Limited
NOTES TO THE FINANCIAL STATEMENTS
for the financial year ended 31 January 2022

continued

	2022 £	2021 £
Company		
Debtors:		
Corporation tax	127,000	127,000
Creditors:		
VAT	209,917	76,535
Corporation tax	410,604	213,308
PAYE / NI	58,261	53,389
	<u>678,782</u>	<u>343,232</u>

19. Provisions for liabilities

Group

The amounts provided for deferred taxation are analysed below:

	Capital allowances	Total	Total
	2022 £	2021 £	2021 £
At financial year start	99,319	99,319	86,954
Charged to profit and loss	15,504	15,504	12,365
At financial year end	<u>114,823</u>	<u>114,823</u>	<u>99,319</u>

Company

The amounts provided for deferred taxation are analysed below:

	Capital allowances	Total
	£	£
At 1 February 2021	99,319	99,319
Charged to profit and loss	15,504	15,504
At 31 January 2022	<u>114,823</u>	<u>114,823</u>

20. Exemption from audit

For the year ending 31st January 2022 the following subsidiaries were exempt from audit by parent guarantee under section 479A of the Companies Act 2006:
Sovereign Labelling Machines Limited NI652069, Ambit Engineering Projects Limited 03403454, Texam Limited NI009631.

21. Share capital			2022 £	2021 £
Description	Number of shares	Value of units		
Allotted, called up and fully paid				
Ordinary A Shares	118	£1 each	<u>118</u>	<u>118</u>

E.N.E. Limited
NOTES TO THE FINANCIAL STATEMENTS
for the financial year ended 31 January 2022

continued

The directors' interests in the shares of the company are as follows:-

Name	Class of Shares	Number Held At	
		31/01/22	01/02/21
Mr. Eric George Niblock	Ordinary Shares	59	59
Mr. Maurice Henry Geddis	Ordinary Shares Class 1	59	59
		<u>118</u>	<u>118</u>

22. Reserves

Share Premium Reserve

The amount carried forward is the premium that arose from the issue of shares in 2010.

23. Minority interests

	2022 £	2021 £
Balance at start of financial year	48,981	45,533
Share of profit in year	42,325	3,448
Increase on interest in subsidiaries	10,048	-
Balance at end of financial year	<u>101,354</u>	<u>48,981</u>

24. Financial commitments
Group

The group has no financial commitments on it's current vehicle leases.

Company

The company has no financial commitments on it's current vehicle leases.

25. Capital commitments
Group

The group had no material capital commitments at the financial year-ended 31 January 2022.

Company

The company had no material capital commitments at the financial year-ended 31 January 2022.

26. Directors' remuneration and transactions

	2022 £	2021 £
Directors' remuneration		
Remuneration	202,091	116,121
Pension contributions	48,284	20,767
	<u>250,375</u>	<u>136,888</u>

E.N.E. Limited
NOTES TO THE FINANCIAL STATEMENTS
for the financial year ended 31 January 2022

continued

The following advances were made to the directors:

	Balance at 31/01/22 £	Movement in year £	Balance at 31/01/21 £	Maximum in year £
Mr. Eric George Niblock	<u>173,171</u>	<u>(189,616)</u>	<u>362,787</u>	<u>-</u>

The following amounts are repayable to the directors:

	2022 £	2021 £
Mr. Maurice Henry Geddis	<u>347,273</u>	<u>375,207</u>

Net balances with the directors:

	2022 £	2021 £
Mr. Eric George Niblock	173,171	362,787
Mr. Maurice Henry Geddis	<u>(347,273)</u>	<u>(375,207)</u>
	<u>(174,102)</u>	<u>(12,420)</u>

During the financial year Mr Niblock repaid £189,616 of his directors loan. The outstanding balance is shown above on which, the company charges interest annually.

27. Related party transactions

The company has availed of the exemption under FRS 102 in relation to the disclosure of transactions with group undertakings.

During the year £219,992 worth of goods was sold to Avondale Foods (Craigavon) Limited. A company registered in Northern Ireland where Harry Geddis is also a director and a shareholder. A balance of £10,404 is owed from Avondale Foods (Craigavon) Limited at the end of the year. This balance is disclosed in trade debtors in note 15 to the accounts. All transactions were at arms length.

During the year a total of £196,058 was paid to close family members of the directors in the form of salaries. Salaries of £114,077 were paid to the managing director/secretary and dividends totalling £244,000 were distributed to both directors during the year.

28. Events After the End of the Reporting Period

There have been no significant events affecting the group since the financial year-end.

29. Changes In Equity

Other Comprehensive Income	2022 £	2021 £
Retained earnings foreign exchange difference on net investments	<u>(32,125)</u>	<u>97</u>

30. Cash and cash equivalents

	2022 £	2021 £
Cash and bank balances	810,684	673,090
Cash equivalents	<u>3,020,471</u>	<u>2,208,724</u>
	<u>3,831,155</u>	<u>2,881,814</u>

NOTES TO THE FINANCIAL STATEMENTS

continued

for the financial year ended 31 January 2022

31 Reconciliation of Net Cash Flow to Movement in Net Debt

	Opening balance	Cash flows	Other changes	Foreign Exchange Movement	Closing balance
	£	£	£	£	£
Long-term borrowings	(669,738)	(85,669)	172,481	-	(582,926)
Short-term borrowings	(105,137)	105,892	(105,892)	-	(105,137)
Finance lease and hire purchase	-	(8,178)	(11,170)	-	(19,348)
Exchange differences	-	-	-	(32,125)	(32,125)
Total liabilities from financing activities	(774,875)	12,045	55,419	(32,125)	(739,536)
Total Cash and cash equivalents (Note 30)					3,831,155
Total net cash					3,091,619