

COMPANY REGISTRATION NUMBER 02904391




**PGS EXPLORATION (UK) LIMITED**

**REPORT AND FINANCIAL STATEMENTS**

**31 DECEMBER 2022**

TUESDAY



\*AC70Q4A9\*

A05

04/07/2023

#87

COMPANIES HOUSE

<b>Contents</b>	<b>Pages</b>
Company Information	1
Strategic Report	2 to 4
Directors' Report	5 to 9
Statement of Directors' Responsibilities	10
Independent Auditor's Report	11 to 13
Statement of Profit and Loss and Other Comprehensive Income	14
Balance Sheet	15
Statement of Changes in Equity	16
Notes to the Financial Statements	17 to 33

**PGS EXPLORATION (UK) LIMITED  
REPORT AND FINANCIAL STATEMENTS  
COMPANY INFORMATION**

<b>Directors</b>	C Steen-Nilsen G Langseth R Pedersen
<b>Auditor</b>	Ernst & Young LLP 4th Floor 2 Marischal Square Broad Street Aberdeen AB10 1BL
<b>Registered office</b>	4, The Heights Brooklands Weybridge Surrey KT13 ONY
<b>Registered number</b>	02904391

## **PGS EXPLORATION (UK) LIMITED STRATEGIC REPORT**

The directors present their Strategic Report for the year ended 31 December 2022.

### **Principal activities**

The principal activity of the company is the provision of geophysical services to the oil and gas industry.

The company is a member of the PGS ASA Group (PGS / "the group"), a Norwegian registered oil services group providing geophysical services worldwide. The company provides a broad range of geophysical and reservoir services, including seismic data acquisition, processing, interpretation and field evaluation. It also possesses a substantial international MultiClient seismic data library.

### **Business review and future developments**

The profit for the year after taxation is \$17,960,000 (2021: loss of \$539,000). The directors do not recommend payment of a dividend (2021: \$nil).

The main segments within the company are related to marine activities, i.e. seismic data acquisition, marine MultiClient library, data processing, and technology. The main revenue contributors are contract seismic where data is acquired under exclusive contractual agreements with a customer, and MultiClient where the company invests in seismic surveys which are then marketed to multiple customers on a non-exclusive basis. MultiClient revenues are further split into pre-funding revenues relating to ongoing surveys and late sales from the completed surveys.

Profit margins are variable from project to project and therefore fluctuate from one year to the next. The level of activity carried out by the company will vary significantly depending upon deployment of the fleet of vessels within the group. Net earnings in any year will also vary depending upon the pricing for the specific projects and productivity in project execution.

During 2022, the company achieved strong revenue growth in a recovering seismic market. Along with energy companies' growing efforts to optimize producing fields, a renewed focus on exploration, including in frontier areas, was experienced in 2022 benefiting both proprietary contract acquisition activity and MultiClient sales. Looking forward to 2023, the order book is significantly higher than previous years, reflecting higher rates and increased activity in the market, and the company expects the positive trend to continue over the next year.

Looking further out, the recovery of the offshore seismic market is expected to continue, with oil and gas remaining important in all future energy scenarios. The seismic market is expected to benefit from a period of high oil prices due to significant under-investments in the oil and gas industry over many years, in combination with a significantly reduced supply side. Furthermore, PGS has competences and assets that may be of significant value in the energy transition, and aims to build a substantial market presence in the provision of subsurface data for emerging markets related to the New Energy sector. The company's excellent reputation, unique technologies and solid market share in the higher-end market segment makes us an attractive contractor and partner now and in the future.

### **Principal risks and uncertainties of the company**

From the perspective of the company, the principal risks and uncertainties are so integrated with the principal risks of the group that they are not managed separately. Accordingly, the principal risks and uncertainties of the PGS ASA Group, which include those of the company, are discussed below.

## **PGS EXPLORATION (UK) LIMITED**

### **STRATEGIC REPORT *(continued)***

#### **Principal risks and uncertainties of the group**

##### *Financial Market Risk*

The group is exposed to market risks such as interest rate risk, currency exchange risk, credit risk, liquidity risk and commodity price risk, as discussed below. The group's risk management policies are approved by the Board of Directors. The treasury function reports regularly to group management and any breach of limits set in the policy is reported to the Board of Directors.

##### *Interest Rate Risk*

PGS has a mixture of fixed and floating interest rate debt combined with financial instruments, such as interest rate swaps, to manage the impact of interest rate fluctuations.

##### *Currency Exchange Risk*

PGS conducts business primarily in US dollars but also in several other currencies. PGS is subject to foreign currency exchange rate risk on cash flows related to sales, expenses, financing, and investment transactions in currencies other than the US dollar. The company did not have any open foreign currency forward contracts as of 31 December in 2022 or 2021.

##### *Credit Risk*

PGS' accounts receivable is primarily from multinational, integrated energy companies and independent oil and natural gas companies, including companies that are owned in whole or in part by governments. PGS manages the exposure to credit risk through ongoing credit evaluations of clients. Due to the nature of PGS' client base, a low level of losses on accounts receivable has been incurred over the years. PGS has a structured approach to monitor the credit risk of the group's banking partners, including derivatives counterparties and the institutions in which cash is held on deposit.

##### *Liquidity Risk*

Liquidity risk is the risk that the group will encounter difficulty in meeting its financial obligations as they fall due. As of 31 December 2022, PGS had cash and cash equivalents totalling \$363.8 million, compared to \$170.0 million as of 31 December 2021. During 2022, PGS raised close to \$250 million of new equity and increased cash flow generation in an improving market. The significant liquidity improvement enabled a reduction of net interest-bearing debt, and PGS is close to reaching its targeted maximum level for net interest-bearing debt (excluding lease liabilities) of \$500 to \$600 million. Additionally, in Q1 2023 PGS placed a new \$450 million senior secured bond which will be used to repay \$600 million of the group's Term Loan B maturing in March 2024. PGS expects to repay the remaining \$138 million Term Loan B from operational cash flows, however there is a risk that sufficient cash flows will not be achieved and further financing will be required. The directors have considered this risk in their assessment of going concern.

##### *Commodity Risk*

Operation of seismic vessels requires substantial fuel purchases, thus PGS is exposed to fuel price fluctuations. The company seeks to pass fuel price risk to clients on a majority of contract work.

##### *Climate Risk*

PGS is exposed to both transition risk and physical risks associated with climate change. The group has a structured approach to monitoring the development of the seismic exploration market and opportunities created by the transition to renewable energy sources globally. The group's strategy is based on market scenario analysis and positioning of PGS for the energy transition by establishing the 'New Energy' business unit, which is a core component of the group's strategy. The physical risks associated with climate change may directly affect both onshore and offshore operations through increased occurrence of extreme weather conditions. The group mitigates this risk through reducing the dependency of on-premise computing by shifting data and processing to the Cloud, careful planning of projects, and by leveraging the inherent weather resilience of the Ramform fleet and GeoStreamer technology.

**PGS EXPLORATION (UK) LIMITED**  
**STRATEGIC REPORT (continued)**

**Operational and Other Risks**

Demand for the group's products and services depends on the level of spending by energy companies on hydrocarbon-resource exploration, field development, and production. Spending levels are heavily influenced by oil and gas prices and energy companies' focus areas. The ongoing energy transition may cause structural changes in demand. During 2020 and 2021 there was an increasing focus on extracting more resources from producing fields and infrastructure lead exploration. Alongside this trend, more traditional exploration activity in greenfield areas came into play in 2022, benefitting both the contract and the MultiClient markets.

The group is subject to many risk factors including, but not limited to the demand for seismic services, the demand for data from the group's MultiClient library, increased competition, the attractiveness of technology, changes in governmental regulations affecting the markets, the speed and impact of the energy transition and its effect on client behaviour, technical downtime, licenses and permits, currency and fuel price fluctuations, potential COVID-19 outbreaks on the vessels causing project delays, and operational hazards such as weather conditions.

The principal risks and uncertainties of the PGS Group, which include those of the company, are discussed in more detail on pages 52 to 53 of the group's annual report.

**Section 172(1) statement**

The section 172(1) statement has been included within the Directors' Report. The full statement can be found on pages 4 to 6.

**Key performance indicators ("KPIs")**

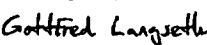
The most relevant key performance indicators monitored by the company are as follows:

	<b>2022</b>	<b>2021</b>
	<b>\$ 000</b>	<b>\$ 000</b>
Revenue	198,222	135,515
Gross profit	29,239	3,086
Operating profit/(loss)	22,628	(2,015)
Net assets	98,565	80,605

The PGS Group manages its operations at a segmental and geographical basis, and analysis of KPIs at an individual company level is not necessary or appropriate for an understanding of the development, performance or position of the business. The performance of the Group, which includes the company, is discussed in the annual report of the ultimate parent undertaking, PGS ASA.

The directors are satisfied with the performance and results of the company for the year.

Signed on behalf of the Board by:

DocuSigned by:  
  
 3FFB3C1EC860404.....

G Langseth  
 Director

30 June 2023

## **PGS EXPLORATION (UK) LIMITED**

### **DIRECTORS' REPORT**

The directors present their Report and the financial statements for the year ended 31 December 2022.

#### **Results and dividends**

The profit for the year after taxation is \$17,960,000 (2021: loss of \$539,000). The directors do not recommend payment of a dividend (2021: \$nil).

#### **Future developments**

The company has chosen, as permitted under section 414C(11) of the Companies Act 2006, to include certain matters in the Strategic Report that would otherwise be disclosed in the Directors' Report, as the directors consider them to be of strategic importance. These are as follows:

- A summary of the company's trading activities;
- Principal risks and uncertainties; and
- Future developments of the company.

#### **Directors of the company**

The directors who held office during the year and to the date of this report were as follows:

C Steen-Nilsen

G Langseth

R Pedersen

#### **Indemnification of directors**

In accordance with the Articles of Association, the directors have the benefit of indemnity provisions. In addition, the PGS Group maintains a directors' and officers' liability insurance policy throughout the financial year, and up to the date of approval of the financial statements.

#### **Research and development**

The company contributes to the PGS Group's worldwide research and development programmes, the aims of which are the practical application and early introduction of relevant new technologies.

#### **Section 172(1) statement**

In accordance with section 172 of the Companies Act 2006, the Board of Directors of the company act in a way that they consider in good faith would be most likely to promote the success of the company for the benefit of its members as a whole, and in doing so have regard to a range of matters when making decisions for the short and long-term.

The directors have had regard, amongst others, to the matters set out in section 172(1) (a)-(f) of the Companies Act 2006 to effectively discharge their section 172 duties. The board believes governance of the company is best achieved by delegation of its authority for the executive management of the PGS Group, subject to defined limits and monitoring by the board. The board routinely monitors the delegation of authority, ensuring that it is regularly updated, while retaining ultimate responsibility.

The PGS Group manage the group's operations on a divisional basis and the company's directors therefore see their main function as monitoring and ensuring the compliance of UK regulations and ensuring the stand-alone interests of the company and its stakeholders.

This includes the following responsibilities;

- implementing the group's values and code of conduct, including ensuring any additional UK requirements
- Overseeing the company's compliance with financial reporting and disclosure obligations.
- Overseeing the risk management of the PGS Group, ensuring it is sufficient for the company
- Determining its own composition, subject to the provisions of the Company's Articles of Association
- Setting and approving policies specific to UK.
- Review and approve non-routine or significant transactions.

**PGS EXPLORATION (UK) LIMITED**  
**DIRECTORS' REPORT *(continued)***

**Section 172(1) statement *(continued)***

- Specific consideration of issues for employees, customers and suppliers arising from the Covid-19 pandemic, including information in relation to government guidelines, workplace planning and staff wellbeing.

***Responsibilities during the year***

The board of directors do not have a set schedule for meetings but will convene as needed and receive regular reporting from management about compliance and business activities of the company.

***Risk management and internal control***

The Board of Directors is responsible for ensuring that appropriate guidelines, monitoring, and internal control systems are in place. These are to include embedding risk management, designating risk ownership, and implementing risk responses and controls.

The company mainly relies on a system applied by all companies in the PGS Group. The system of internal control is designed to manage, rather than eliminate, the risk of failure to achieve business objectives and can only provide reasonable, but not absolute assurance against material financial misstatements or loss.

Group Management maintains and regularly reviews a risk matrix setting out the main risks for the company. These risk factors and the company's risk mitigating activities are subject to discussion by the Group Board of Directors at least once a year. The result is shared with the directors of the company.

Group Management conducts day-to-day follow-up of financial management and reporting. Management has established a structured approach to ensure that the system for Internal Control over Financial Reporting ("ICFR") is effective. ICFR includes identification and assessment of all material financial reporting risks, identifying and documenting relevant controls to address these risks, and monitoring that controls are implemented and performed. For controls that are not operationally effective at year-end, their potential financial exposure and impact on the consolidated financial statements are evaluated.

PGS Group has an Internal Audit Department reporting directly to the Audit Committee on its audit planning and audit reports. The purpose of the Internal Audit Department is to perform independent, objective assurance and consulting activities that add value and improve the company's initiatives in financial, operational and compliance areas. The scope of work for the Internal Audit Department includes determining whether the company's risk management, control, and governance, as designed and represented by management, are adequate and well-functioning. The audit reports are issued to the Group Audit Committee. In addition, the Internal Audit Department regularly monitors and reports status of management's actions to respond to identified risks or weaknesses. All reports are available to the directors of PGS Exploration (UK) Limited.

***Communication with stakeholders***

The company consists of various departments and functions contributing to the PGS Group. As the PGS Group is managed on a divisional basis, all departments and functions report to their respective global department heads. Decision-making is delegated by the PGS Group's authorization matrix. The Board regularly review material decisions made on behalf of the company.

***Customers***

The PGS Group have relatively few, but large customers. Consistently delivering high quality products and building long-term relationships to our main customers is a key priority. As most of our key customers operates globally, the directors have delegated the main responsibility for customer relations to Group Management.

***Suppliers***

Similar to customers, we aim to develop long-lasting relationships with our key suppliers by engaging with them on a regular basis. PGS Group has a global purchasing and contracting department that handles all key suppliers on behalf of all PGS Group entities.



**PGS EXPLORATION (UK) LIMITED**  
**DIRECTORS' REPORT *(continued)***

**Section 172(1) statement *(continued)***

***PGS Group***

PGS operates its vessels globally and is a highly integrated group of companies aimed at carrying out the seismic projects in the best possible manner. PGS Exploration (UK) Limited is both a provider of imaging services and administrative services to the remainder of the group, as well as a project owner dependent on the larger group to succeed with the projects initiated. Close cooperation with other group companies is therefore paramount to the success of the company.

***Communities and the environment***

The company strives to be actively engaged with our communities. We continually look to support local causes and create opportunities through recruitment.

The seismic industry has a role in enabling a reliable supply of energy now and in the future through the sustainable transition to greener energy. PGS remains devoted to conducting our operations with minimal impact on the oceans and those that are reliant upon them for their living or sustenance.

Our commitment is to leave the oceans as we find them, and our ambition is to contribute to healthier marine environment - for the benefit of all. We have therefore refocused our support to the UN Sustainable Development Goals with strong focus on Climate Action and Life Below Water. These will be the pillars of our environmental strategies and actions going forward.

We are committed to:

- Carefully planning and executing surveys to minimize any disturbance
- Immediately ceasing operations if marine mammals are observed in close proximity
- Respecting local communities and fishermen
- Not throwing anything overboard and leaving nothing behind.

**Employee involvement, disabled persons, health & safety**

The company has developed a network for communicating with employees, including those in remote locations or at sea. Pertinent and topical information is distributed on a regular basis and channels for feedback are clearly established. Financial information is available from the PGS ASA's web site and industry and technical news items are distributed and discussed at regular intervals.

The company will always give due consideration of job vacancies to disabled persons and, should an employee working in a harsh environment become disabled, full consideration will be given to retaining that person in alternative work wherever possible.

The company aspires to the highest standards of health, safety and regard for the environment. It participates in industry forums and maintains an active information and reporting system for areas of operation with particular risks.

**Charitable and political donations**

The company made no political or charitable donations during 2022 (2021: \$nil).

**PGS EXPLORATION (UK) LIMITED**  
**DIRECTORS' REPORT** *(continued)*

**Going concern**

The company's business activities, together with the factors likely to affect its future development and position, are set out in the Business review section of the Strategic Report.

The Directors have obtained a letter of support from the Group confirming that if required, support will be provided up to 30 June 2024. The directors have considered the financial position of PGS ASA, including centralised treasury arrangements.

During 2022, the improving seismic market improved cash flow generation, and the PGS Group's liquidity position was further strengthened by strong shareholder support in two private placements raising close to \$250 million of new equity. In March 2023, PGS successfully placed a new \$450 million senior secured bond with 4-year tenor, the proceeds of which were, together with cash held on balance sheet, used to repay \$600 million of the Group's Term Loan B (the "TLB") maturing in March 2024. PGS expects to repay the remaining \$138 million TLB from operational cash flows.

Whilst the directors are confident that the PGS Group will generate sufficient cash flows to repay the TLB balance by March 2024, the directors have concluded that the risk of shortfall and or breaching the financial covenant of minimum liquidity of \$75m could represent an event of default under the loan and other loan agreements. In such case, PGS Group may be able to obtain a waiver of the breach, however if not, certain creditors of the group may, by 50% majority demand immediate repayment of the loan balances, which could represent an event of default in other loan arrangements and debt instruments in the Group. The Directors consider that this represents a material uncertainty which casts significant doubt on the company's ability to continue as a going concern.

Notwithstanding the material uncertainty, on the basis of the assessment described above, as the directors have obtained sufficient information in terms of the financial situation of PGS ASA until 30 June 2024, they consider it appropriate to continue to adopt the going concern basis of accounting in preparing these financial statements for the year ended 31 December 2022.

The financial statements do not contain the adjustments that would result if the company was unable to continue as a going concern.

**Energy and Carbon Reporting**

Under the requirements of the UK Companies Act 2006, PGS Exploration (UK) Limited is required to report on energy use and carbon emissions relating to UK operations.

PGS Exploration (UK) Limited is subsidiary of the PGS ASA Group, an integrated marine geophysical company that provides a broad range of seismic services, including acquisition and imaging. The company operates one office building in the UK, which houses an imaging data centre and employees based in sales, imaging and support functions. Therefore, the energy consumption in the UK is limited to this building in which we operate our business. The PGS fleet of vessels is operated from companies based in Norway, and therefore energy usage from vessels is outside of the scope of this report.

The company has reported on emissions from electricity and gas it has used. This has been obtained from gathering data from utility bills.

	<b>2022</b>	<b>2021</b>
kWh	1,368,989	5,536,104
Tonnes CO <sub>2</sub> e	257	1,162
Annual emissions per employee	2.1	9.9

The company has taken guidance from the UK Government Environmental Reporting Guidelines (March 2019), the GHG Reporting Protocol - Corporate Standard, and from the UK Government GHG Conversion Factors for Company Reporting document for calculating carbon emissions. Energy usage information (gas and electricity) has been obtained directly from our energy suppliers and half-hourly (HH) data, where applicable, for the HH

**PGS EXPLORATION (UK) LIMITED**  
**DIRECTORS' REPORT *(continued)***

**Energy and Carbon Reporting *(continued)***

supplies (there was no estimation profiling required). CO2e emissions were calculated using the appropriate emission factors from the UK Government GHG conversion information.

Electricity usage in 2021 related primarily to the operation of the imaging data centre. As part of PGS' ongoing digitalization efforts, the data centre was decommissioned during 2022 and therefore energy usage has fallen.

**Information to the auditor**

Each of the directors at the date of approval of this report confirms that:

1. So far as the director is aware, there is no relevant audit information of which the auditor is unaware; and
2. the director has taken all steps that he/she ought to have taken as a director to make himself/herself aware of any relevant audit information and to establish that the company's auditors are aware of that information.

**Auditor**

Pursuant to section 487 of the Companies Act 2006, the auditors will be deemed to be re-appointed and Ernst & Young LLP will therefore continue in office.

Signed on behalf of the Board by:

DocuSigned by:

*Gottfried Langseth*

3FFB301EC860484.....

G Langseth  
Director

30 June 2023

**PGS EXPLORATION (UK) LIMITED**  
**STATEMENT OF DIRECTORS' RESPONSIBILITIES**

The directors are responsible for preparing the Strategic Report, the Directors' Report and the financial statements in accordance with applicable law and regulations.

Company law requires the directors to prepare financial statements for each financial year. Under that law the directors have elected to prepare the financial statements in accordance with United Kingdom Accounting Standards (United Kingdom Generally Accepted Accounting Practice), including FRS 101 'Reduced Disclosure Framework' ('FRS 101'). Under company law the directors must not approve the financial statements unless they are satisfied that they give a true and fair view of the state of affairs of the company and of the profit or loss of the company for that period. In preparing these financial statements, the directors are required to:

- select suitable accounting policies and apply them consistently;
- make judgements and accounting estimates that are reasonable and prudent
- provide additional disclosures when compliance with the specific requirements in FRS 101 is insufficient to enable users to understand the impact of particular transactions, other events and conditions on the company financial position and financial performance;
- state whether applicable UK Accounting Standards have been followed, subject to any material departures disclosed and explained in the financial statements; and
- prepare the financial statements on the going concern basis unless it is inappropriate to presume that the company will continue in business.

The directors are responsible for keeping adequate accounting records that are sufficient to show and explain the company's transactions and disclose with reasonable accuracy at any time the financial position of the company and enable them to ensure that the financial statements comply with the Companies Act 2006. They are also responsible for safeguarding the assets of the company and hence for taking reasonable steps for the prevention and detection of fraud and other irregularities.

## **INDEPENDENT AUDITOR'S REPORT TO THE MEMBERS OF PGS EXPLORATION (UK) LIMITED**

### **Opinion**

We have audited the financial statements of PGS Exploration (UK) Limited for the year ended 31 December 2022 which comprise the Statement of Profit and Loss and Other Comprehensive Income, the Balance Sheet, the Statement of Changes in Equity and the related notes 1 to 26, including a summary of significant accounting policies. The financial reporting framework that has been applied in their preparation is applicable law and United Kingdom Accounting Standards including FRS 101 "Reduced Disclosure Framework".

In our opinion, the financial statements:

- give a true and fair view of the company's affairs as at 31 December 2022 and of its profit for the year then ended;
- have been properly prepared in accordance with United Kingdom Generally Accepted Accounting Practice; and
- have been prepared in accordance with the requirements of the Companies Act 2006.

### **Basis for opinion**

We conducted our audit in accordance with International Standards on Auditing (UK) (ISAs (UK)) and applicable law. Our responsibilities under those standards are further described in the Auditor's responsibilities for the audit of the financial statements section of our report below. We are independent of the company in accordance with the ethical requirements that are relevant to our audit of the financial statements in the UK, including the FRC's Ethical Standard, and we have fulfilled our other ethical responsibilities in accordance with these requirements.

We believe that the audit evidence we have obtained is sufficient and appropriate to provide a basis for our opinion.

### **Material Uncertainty relating to Going Concern**

We draw attention to Note 3 in the financial statements, which indicates that the company is dependent on financial support from PGS ASA, the ultimate parent, to allow the company to continue its operations to 30 June 2024.

A material uncertainty around the availability of support from PGS ASA exists due to:

- the liquidity of the Group and potential covenant breaches; should any unexpected operational risks materialise, or plausible downside scenarios occur, there may be a need for additional funding to be secured or covenant waivers to be received.

This could result in the parent's inability to provide financial support if required.

As stated in Note 3, this condition indicates that a material uncertainty exists that may cast a significant doubt on the company's ability to continue as a Going Concern. In auditing the financial statements, we have concluded that the directors' use of the going concern basis of accounting in the preparation of the financial statements is appropriate.

Our opinion is not modified in respect of this matter.

Our responsibilities and the responsibilities of the directors with respect to going concern are described in the relevant sections of this report. However, because not all future events or conditions can be predicted, this statement is not a guarantee as to the company's ability to continue as a going concern.

## **INDEPENDENT AUDITOR'S REPORT TO THE MEMBERS OF PGS EXPLORATION (UK) LIMITED *(continued)***

### **Other information**

The other information comprises the information included in the Report and Financial Statements, other than the financial statements and our auditor's report thereon. The directors are responsible for the other information.

Our opinion on the financial statements does not cover the other information and, except to the extent otherwise explicitly stated in this report, we do not express any form of assurance conclusion thereon.

In connection with our audit of the financial statements, our responsibility is to read the other information and, in doing so, consider whether the other information is materially inconsistent with the financial statements or our knowledge obtained in the audit or otherwise appears to be materially misstated. If we identify such material inconsistencies or apparent material misstatements, we are required to determine whether there is a material misstatement in the financial statements or a material misstatement of the other information. If, based on the work we have performed, we conclude that there is a material misstatement of the other information, we are required to report that fact.

We have nothing to report in this regard.

### **Opinions on other matters prescribed by the Companies Act 2006**

In our opinion, based on the work undertaken in the course of the audit:

- the information given in the Strategic Report and the Directors' Report for the financial year for which the financial statements are prepared is consistent with the financial statements; and
- the Strategic Report and Directors' Report have been prepared in accordance with applicable legal requirements.

### **Matters on which we are required to report by exception**

In the light of the knowledge and understanding of the company and its environment obtained in the course of the audit, we have not identified material misstatements in the Strategic Report or Directors' Report.

We have nothing to report in respect of the following matters in relation to which the Companies Act 2006 requires us to report to you if, in our opinion:

- adequate accounting records have not been kept or returns adequate for our audit have not been received from branches not visited by us; or
- the financial statements are not in agreement with the accounting records and returns; or
- certain disclosures of directors' remuneration specified by law are not made; or
- we have not received all the information and explanations we require for our audit.

### **Responsibilities of directors**

As explained more fully in the Statement of Directors' Responsibilities set out on page 10, the directors are responsible for the preparation of the financial statements and for being satisfied that they give a true and fair view, and for such internal control as the directors determine is necessary to enable the preparation of financial statements that are free from material misstatement, whether due to fraud or error.

In preparing the financial statements, the directors are responsible for assessing the company's ability to continue as a going concern, disclosing, as applicable, matters related to going concern and using the going concern basis of accounting unless the directors either intend to liquidate the company or to cease operations, or have no realistic alternative but to do so.

### **Auditor's responsibilities for the audit of the financial statements**

Our objectives are to obtain reasonable assurance about whether the financial statements as a whole are free from material misstatement, whether due to fraud or error, and to issue an auditor's report that includes our opinion. Reasonable assurance is a high level of assurance but is not a guarantee that an audit conducted in accordance with ISAs (UK) will always detect a material misstatement when it exists. Misstatements can arise from fraud or error and are considered material if, individually or in the aggregate, they could reasonably be expected to influence the economic decisions of users taken on the basis of these financial statements.

**INDEPENDENT AUDITOR'S REPORT TO THE MEMBERS  
OF PGS EXPLORATION (UK) LIMITED (continued)**

**Explanation as to what extent the audit was considered capable of detecting irregularities, including fraud**

Irregularities, including fraud, are instances of non-compliance with laws and regulations. We design procedures in line with our responsibilities, outlined above, to detect irregularities, including fraud. The risk of not detecting a material misstatement due to fraud is higher than the risk of not detecting one resulting from error, as fraud may involve deliberate concealment by, for example, forgery or intentional misrepresentations, or through collusion. The extent to which our procedures are capable of detecting irregularities, including fraud is detailed below. However, the primary responsibility for the prevention and detection of fraud rests with both those charged with governance of the entity and management.

- We obtained an understanding of the legal and regulatory frameworks that are applicable to the company and determined that the most significant are those that relate to the reporting framework (FRS 101 and the Companies Act 2006) and the relevant direct and indirect tax compliance regulation, including anti-bribery and corruption in the United Kingdom and any other areas of operation.
- We understood how PGS Exploration (UK) Limited is complying with those frameworks by making enquiries of management to understand how the company maintains and communicates its policies and procedures in these areas and corroborated this by reviewing supporting documentation. We also reviewed correspondence with relevant authorities.
- Based on this understanding we designed our audit procedures to identify noncompliance with such laws and regulations. Our procedures included a focus on compliance with the accounting and regulatory frameworks and obtaining sufficient audit evidence in line with the level of risk identified, in conjunction with compliance with relevant legislation.
- We assessed the susceptibility of the company's financial statements to material misstatement, including how fraud might occur by considering the risk of management override. Our procedures involved journal entry testing designed to identify unusual activity and lower testing thresholds applied to financial statement accounts with deemed higher risk of fraud. Transactions sampled were agreed to source documentation or independent confirmation, ensuring appropriate authorisation of the transactions.

A further description of our responsibilities for the audit of the financial statements is located on the Financial Reporting Council's website at <https://www.frc.org.uk/auditorsresponsibilities>. This description forms part of our auditor's report.

**Use of our report**

This report is made solely to the company's members, as a body, in accordance with Chapter 3 of Part 16 of the Companies Act 2006. Our audit work has been undertaken so that we might state to the company's members those matters we are required to state to them in an auditor's report and for no other purpose. To the fullest extent permitted by law, we do not accept or assume responsibility to anyone other than the company and the company's members as a body, for our audit work, for this report, or for the opinions we have formed.

*Ernst & Young LHL*

Gordon Edwards (Senior statutory auditor)  
for and on behalf of Ernst & Young LLP, Statutory Auditor  
Aberdeen

*30 June 2023*

**PGS EXPLORATION (UK) LIMITED**  
**STATEMENT OF PROFIT AND LOSS AND OTHER COMPREHENSIVE INCOME**  
**YEAR ENDED 31 DECEMBER 2022**

	Note	2022 \$ 000	2021 \$ 000
Revenue	5	198,222	135,515
Cost of sales		<u>(170,458)</u>	<u>(132,429)</u>
<b>Gross profit</b>		<b>27,764</b>	<b>3,086</b>
Administrative expenses		(5,136)	(35,101)
<b>Operating profit/(loss)</b>	<b>6</b>	<b>22,628</b>	<b>(2,015)</b>
Interest receivable	9	1,466	2,350
Interest payable and similar charges	10	<u>(6)</u>	<u>(212)</u>
<b>Profit before taxation</b>		<b>24,088</b>	<b>123</b>
Taxation	11	<u>(6,128)</u>	<u>(662)</u>
<b>Profit/(loss) for the year</b>		<b>17,960</b>	<b>(539)</b>
Other comprehensive income		<u>-</u>	<u>-</u>
<b>Total comprehensive income/(loss)</b>		<b>17,960</b>	<b>(539)</b>

The company's results are derived from continuing operations.


The notes on pages 17 to 33 form an integral part of these financial statements



**PGS EXPLORATION (UK) LIMITED**  
**BALANCE SHEET**  
**31 DECEMBER 2022**

	Note	2022 \$ 000	2021 \$ 000
<b>Long term assets</b>			
Tangible fixed assets	12	7,606	3,803
Intangible assets	13	21,377	44,868
Investments	14	26	26
		<u>29,009</u>	<u>48,697</u>
<b>Current assets</b>			
Debtors	15	138,395	61,122
Cash at bank and in hand		<u>729</u>	<u>9,431</u>
		139,124	70,553
Creditors: Amounts falling due within one year	16	<u>(62,867)</u>	<u>(35,810)</u>
<b>Net current assets</b>		<b>76,257</b>	<b>34,743</b>
<b>Total assets less current liabilities</b>		<b>105,266</b>	<b>83,440</b>
Creditors: Amounts falling due after more than one year	17	(6,430)	(28)
Provisions	18	<u>(271)</u>	<u>(2,807)</u>
<b>Net assets</b>		<b><u>98,565</u></b>	<b><u>80,605</u></b>
<b>Capital and reserves</b>			
Called up share capital	21	106,214	106,214
Capital contribution reserve	21	4,680	4,680
Profit and loss account		<u>(12,329)</u>	<u>(30,289)</u>
<b>Shareholders' funds</b>		<b><u>98,565</u></b>	<b><u>80,605</u></b>

These financial statements were approved by the Board on 30 June 2023, and signed on its behalf by:

DocuSigned by:  
  
 59F8F3978D884AF.....  
 C Steen-Nilsen  
 Director

Registered number: 02904391

The notes on pages 17 to 33 form an integral part of these financial statements

**PGS EXPLORATION (UK) LIMITED**  
**STATEMENT OF CHANGES IN EQUITY**  
**YEAR ENDED 31 DECEMBER 2022**

	Share capital \$ 000	Capital Contribution \$ 000	Profit and loss account \$ 000	Total \$ 000
At 1 January 2021	<u>106,214</u>	<u>4,680</u>	<u>(29,750)</u>	<u>81,144</u>
Loss for the year	-	-	(539)	(539)
Other comprehensive income	-	-	-	-
Total comprehensive loss	-	-	(539)	(539)
<b>At 31 December 2021</b>	<u><b>106,214</b></u>	<u><b>4,680</b></u>	<u><b>(30,289)</b></u>	<u><b>80,605</b></u>
Profit for the year	-	-	17,960	17,960
Other comprehensive income	-	-	-	-
Total comprehensive income	-	-	17,960	17,960
<b>At 31 December 2022</b>	<u><b>106,214</b></u>	<u><b>4,680</b></u>	<u><b>(12,329)</b></u>	<u><b>98,565</b></u>

The notes on pages 17 to 33 form an integral part of these financial statements

**PGS EXPLORATION (UK) LIMITED  
NOTES TO THE FINANCIAL STATEMENTS  
YEAR ENDED 31 DECEMBER 2022**

**1 General information**

PGS Exploration (UK) Limited provides geophysical services to the oil and gas industry. The company is a private company and is incorporated and domiciled in England and Wales. The address of its registered office is 4, The Heights, Brooklands, Weybridge, Surrey KT13 ONY.

**2 Authorisation of financial statements and statement of compliance with FRS 101**

The financial statements of PGS Exploration (UK) Limited (the "company") for the year ended 31 December 2022 were authorised for issue by the board of directors on 30 June 2023 and the balance sheet was signed on the board's behalf by C Steen-Nilsen.

These financial statements were prepared in accordance with Financial Reporting Standard 101 'Reduced Disclosure Framework' ('FRS 101') and in accordance with applicable accounting standards. The company's financial statements are presented in US dollars as this is the currency in which the company operates.

**3 Accounting policies**

The following accounting policies have been consistently applied in deciding the items which are considered material in relation to the financial statements.

**Basis of preparation**

The company has been determined to meet the criteria of a 'qualifying entity' under the definition in FRS 101. The financial statements in which the company is consolidated are available from the ultimate parent company as detailed in note 26.

The accounting policies which follow set out those policies which apply in preparing the financial statements for the year ended 31 December 2022.

**Summary of disclosure exemptions**

The company has taken advantage of the following disclosure exemptions under FRS 101:

- the requirements of paragraphs 45(b) and 46-52 of IFRS 2 Share based Payment, because the share based payment arrangement concerns the instruments of another group entity;
- the requirements of IFRS 7 Financial Instruments: Disclosures,
- the requirements of paragraphs 91-99 of IFRS 13 Fair Value Measurement,
- the requirement in paragraph 38 of IAS 1 'Presentation of Financial Statements' to present comparative information in respect of:
  - (i) paragraph 79(a)(iv) of IAS 1;
  - (ii) paragraph 73(e) of IAS 16 Property, Plant and Equipment;
  - (iii) paragraph 118(e) of IAS 38 Intangible Assets;
- the requirements of paragraphs 10(d), 10(f), 39(c) and 134-136 of IAS 1 Presentation of Financial Statements;
- the requirements of IAS 7 Statement of Cash Flows;
- the requirements of paragraphs 30 and 31 of IAS 8 Accounting Policies, Changes in Accounting Estimates and Errors;
- the requirements of paragraph 17 and 18A of IAS 24 Related Party Disclosures;
- the requirements in IAS 24 Related Party Disclosures to disclose related party transactions entered into between two or more members of a group, provided that any subsidiary which is a party to the transaction is wholly owned by such a member; and
- the requirements of paragraphs 134(d)-134(f) and 135(c)-135(e) of IAS 36 Impairment of Assets.

**PGS EXPLORATION (UK) LIMITED**  
**NOTES TO THE FINANCIAL STATEMENTS**  
**YEAR ENDED 31 DECEMBER 2022**

**3 Accounting policies (continued)**

**Going concern**

The company's business activities, together with the factors likely to affect its future development and position, are set out in the Business review section of the Strategic Report.

The Directors have obtained a letter of support from the Group confirming that if required, support will be provided up to 30 June 2024. The directors have considered the financial position of PGS ASA, including centralised treasury arrangements.

During 2022, the improving seismic market improved cash flow generation, and the PGS Group's liquidity position was further strengthened by strong shareholder support in two private placements raising close to \$250 million of new equity. In March 2023, PGS successfully placed a new \$450 million senior secured bond with 4-year tenor, the proceeds of which were, together with cash held on balance sheet, used to repay \$600 million of the Group's Term Loan B (the "TLB") maturing in March 2024. PGS expects to repay the remaining \$138 million TLB from operational cash flows.

Whilst the directors are confident that the PGS Group will generate sufficient cash flows to repay the TLB balance by March 2024, the directors have concluded that the risk of shortfall and or breaching the financial covenant of minimum liquidity of \$75m could represent an event of default under the loan and other loan agreements. In such case, PGS Group may be able to obtain a waiver of the breach, however if not, certain creditors of the group may, by 50% majority demand immediate repayment of the loan balances, which could represent an event of default in other loan arrangements and debt instruments in the Group.

The Directors consider that this represents a material uncertainty which casts significant doubt on the company's ability to continue as a going concern.

Notwithstanding the material uncertainty, on the basis of the assessment described above, as the directors have obtained sufficient information in terms of the financial situation of PGS ASA until 30 June 2024, they consider it appropriate to continue to adopt the going concern basis of accounting in preparing these financial statements for the year ended 31 December 2022.

The financial statements do not contain the adjustments that would result if the company was unable to continue as a going concern.

**Group accounts**

The company is exempt under section 400 of the Companies Act 2006 from the requirement to prepare consolidated financial statements as it and its subsidiary undertakings are included in the consolidated financial statements of its ultimate parent undertaking, PGS ASA, a company registered in Norway. These financial statements may be obtained from the group's website, at [www.pgs.com/company/investor-relations](http://www.pgs.com/company/investor-relations).

The financial statements contain information about PGS Exploration (UK) Limited as an individual company and do not contain consolidated financial information as the parent of a group.

**PGS EXPLORATION (UK) LIMITED**  
**NOTES TO THE FINANCIAL STATEMENTS**  
**YEAR ENDED 31 DECEMBER 2022**

**3 Accounting policies (continued)**

**Revenue Recognition**

Revenue from contracts with customers arise primarily from (i) performance of proprietary/exclusive seismic services in accordance with customer specifications and (ii) granting of licenses to the company's MultiClient data library. Revenue is recognised at the amount that the company expects to be entitled to and expects to collect under the contract. If a contract has multiple performance obligations, consideration is allocated among the performance obligations based on their estimated relative fair values.

Amounts received from customers in advance of the company satisfying its performance obligations are recorded as deferred revenue. In the event most of the consideration under the contract is received more than 12 months in advance of satisfying the related performance obligation, a financing factor is accrued and included in the value of the revenue recognised upon satisfying the performance obligation.

In the rare event the company has satisfied a performance obligation and is otherwise entitled to compensation under the contract but there is a significant uncertainty as to ultimately collecting the compensation, revenue recognition is delayed until such uncertainty no longer exists.

Where the company has satisfied its performance obligations and has a right to consideration, accrued revenue is recognised.

The principles applied for each of the main types of contracts with customers are described in more detail below.

*MultiClient late sales licenses*

The company grants a license to a customer, which entitles the customer to have "right to use" a specifically defined portion of the MultiClient data library as it exists at that point in time. The company's performance obligation is considered to be satisfied at the "point in time" when the customer has received the underlying data or has the right to access the licensed portion of the data.

*MultiClient Pre-funding licenses*

The company typically obtains funding from a limited number of customers before a seismic survey project is completed. In return for the pre-funding, the customer typically gains the ability to direct or influence the project specifications and to access data as it is being acquired. The company recognises pre-funding revenue as "right to use" licenses and the revenue is to be recognised at the point in time when the "right to use" license is transferred to the customer. This "point in time" depends on the specific contract but is typically upon completion of processing of the survey and granting of access to the finished data or delivery of the finished data.

The "point in time" of satisfying the performance obligation is generally the same for both MultiClient Late Sale licenses and MultiClient Pre-funding licenses. Accordingly, revenue is generally recognised at this same "point in time" for each of these two types of licenses in accordance with IFRS 15.

**Foreign currency transactions and balances**

Transactions in foreign currencies are initially recorded at the USD exchange rate prevailing at the date of the transaction. Monetary assets and liabilities denominated in foreign currencies are retranslated into USD at the rates prevailing on the reporting period date. Foreign exchange gains and losses resulting from the settlement of foreign currency transactions and from the translation of realised and unrealised monetary assets and liabilities denominated in foreign currencies are recognised in profit or loss.

**PGS EXPLORATION (UK) LIMITED**  
**NOTES TO THE FINANCIAL STATEMENTS**  
**YEAR ENDED 31 DECEMBER 2022**

**3 Accounting policies (continued)**

**Taxation**

Income tax expense is comprised of current and deferred tax. Income tax is recognised in the Statement of Profit and Loss, except to the extent that it relates to items taken directly to the Statement of Other Comprehensive Income.

Current tax is the tax expected to be paid to or recovered from taxation authorities in respect of taxable income for the year, using tax rates enacted or substantially enacted during the period.

Deferred tax assets and liabilities are measured using the liability method, providing for temporary differences between the carrying amounts of assets and liabilities for financial reporting purposes, and the amounts used for taxation purposes. The amount of deferred tax provided is based on tax rates that are expected to apply in the year of realisation or settlement, using tax rates and laws that have been enacted or substantively enacted by the end of the reporting period.

Deferred tax is not recognised on temporary differences arising from the initial recognition of goodwill or relating to investments in subsidiaries to the extent that the temporary difference can be controlled by the company and will probably not reverse in the foreseeable future.

Deferred tax assets are recognised only when, on the basis of all available evidence, it can be regarded as probable that there will be sufficient taxable profits in the foreseeable future against which the asset can be utilised.

Deferred tax assets and deferred tax liabilities are offset when a legally enforceable right exists to set off current tax assets against current tax liabilities, and the deferred taxes are related to the same taxable entity and the same taxation authority. Deferred tax assets and liabilities are classified as long-term in the Balance Sheet.

**Tangible fixed assets and depreciation**

Property, plant and equipment are stated at cost, less accumulated depreciation and impairment. Depreciation is calculated on a straight-line basis over the useful life of the assets based on cost less estimated residual values. The estimated useful lives for property, plant and equipment are as follows:

	Years
Leasehold improvements	10
Computer equipment & software	3
Seismic equipment & vehicles	3
Furniture & office equipment	4 - 6

The assets' residual values, useful lives and method of depreciation are reviewed, and adjusted if appropriate, at least each year end.

An item of property, plant and equipment is derecognised upon disposal or when no future economic benefit is expected from its use or disposal. Gains and losses arising on de-recognition of assets (calculated as the difference between the net disposal proceeds and the carrying amount of the asset) is included in profit or loss in the year derecognised.

Right-of-use assets are depreciated on a straight-line basis over the shorter of the lease term and the estimated useful lives of the underlying assets.

**PGS EXPLORATION (UK) LIMITED**  
**NOTES TO THE FINANCIAL STATEMENTS**  
**YEAR ENDED 31 DECEMBER 2022**

**3 Accounting policies (continued)**

**Intangible assets and amortisation**

Intangible assets comprise the MultiClient library, which consists of seismic data surveys which are licensed to customers on a non-exclusive basis. Costs directly incurred in acquiring, imaging and otherwise completing seismic surveys are capitalised to the MultiClient library. Costs incurred while relocating or “steaming” a vessel or crew from one location to another and borrowing costs incurred during the acquisition and imaging phases of the survey are also capitalised to the MultiClient library.

A project remains in surveys-in-progress until imaging is complete which may be some months or up to more than a year after data acquisition ends, at which point it is transferred to completed surveys.

The company records the costs incurred on the MultiClient library in a manner consistent with its capital investment and operating decision analysis, which generally results in each component of the MultiClient library being recorded and evaluated separately. The cost of projects within the same political regime, with similar geological traits and that are marketed collectively are recorded and evaluated as a group by year of completion.

*Straight-line amortisation* — Upon completion of a survey, straight-line amortisation commences over its estimated useful life which is generally over a period of 4 years from the date it is transferred to completed surveys.

*Accelerated amortisation* — Following the adoption of the straight-line amortisation policy for completed surveys, recognition of impairment of library may be necessary in the event that sales on a completed survey are realised disproportionately sooner within that survey’s 4-year useful life.

Further, when a project is completed and after pre-funding revenue is recognised, recognition of an impairment may be necessary in the event the present value of expected Late Sales is lower than the value of the project.

This accelerated amortisation is included in “Amortisation of MultiClient library” within cost of sales in the statement of profit and loss.

*Impairment of MultiClient library* — The company updates its sales forecast for each survey at each year-end and when an impairment indicator is deemed to exist. In the event the net book value of survey exceeds its net present value of estimated future cash flows, an impairment is recorded in the amount of the excess. This impairment is included in “Impairment of MultiClient library” within cost of sales in the statement of profit and loss.

**Impairment of property, equipment and intangibles**

Tangible and intangible assets are reviewed to determine whether there is any indication of impairment. If such indication exists, or when annual impairment testing for an asset is required, the recoverable amount of the asset is estimated to determine the extent of the impairment, if any. An asset’s recoverable amount is the higher of (i) its fair value less cost to sell and (ii) its value in use. This determination is made for an individual asset, unless the asset does not generate cash inflows that are largely independent of those from other assets or groups of assets. In assessing value in use, the estimated future cash flows are discounted to their present value using a rate that reflects current market assessments of the time value of money and the risks specific to the asset for which the estimates of future cash flows have not been adjusted. If the carrying amount of an asset (or cash generating unit) exceeds its recoverable amount, the carrying amount is reduced to its recoverable amount and the impairment is recognised immediately and presented separately in the Statement of Profit and Loss and Other Comprehensive Income.

Where a reasonable and consistent basis of allocation can be identified, corporate assets are also allocated to individual cash-generating units, or otherwise they are allocated to the smallest group of cash-generating units for which a reasonable and consistent allocation basis can be identified.

Reversal of impairment is recognised if the circumstances that gave rise to the impairment no longer exist. The carrying amount of the asset is increased to the revised estimate of its recoverable amount. The increased carrying amount may not exceed the carrying amount that would have existed had no impairment been recognised for the asset. The reversal is presented separately in the Statement of Profit and Loss and Other Comprehensive Income.

**PGS EXPLORATION (UK) LIMITED**  
**NOTES TO THE FINANCIAL STATEMENTS**  
**YEAR ENDED 31 DECEMBER 2022**

**3 Accounting policies (continued)**

**Research and development**

Research costs are expensed as incurred. An internally generated intangible asset arising from development (or from the development phase of an internal project) is recognised if all of the following have been demonstrated: technical and commercial feasibility of completing the intangible asset so that it will be available for use or sale; the intention to complete the intangible asset and use or sell it; the ability to use or sell the intangible asset; how the intangible asset will generate probable future economic benefits; the availability of adequate technical, financial and other resources to complete the development to use or sell the intangible asset; and the ability to measure reliably the expenditure attributable to the intangible asset during its development.

The amount initially recognised for internally generated intangible assets is the sum of the expenditure incurred from the date on which the intangible asset first satisfies the recognition criteria above. All other development costs are expensed as incurred.

Subsequent to initial recognition, internally generated intangible assets are reported at cost less accumulated amortisation and accumulated impairment, on the same basis as intangible assets acquired separately. Capitalised development costs are amortised on a straight-line basis over the estimated useful life of the asset.

**Steaming costs**

Steaming costs relate to relocating or "steaming" a vessel and its crew from one location to another. Steaming costs are deferred to the extent the probable future economic inflows from the projects to which the vessel will steam are sufficient to recover the cost of the steam. The recoverable steaming cost associated with MultiClient surveys is capitalised as a part of the MultiClient library (see above). The recoverable steaming costs associated with exclusive contract surveys is deferred and charged to the Statement of Profit and Loss and Other Comprehensive Income during the data acquisition period.

**Provision for onerous contracts**

A provision is made for legally binding obligations (contracts) whereby the unavoidable costs of fulfilling the contracts exceed the economic benefits expected to be received. All costs (including depreciation of assigned assets) directly related to contract fulfilment are included in the calculation.

**Defined contribution pension plans**

The company pays contributions to privately administered pension insurance plans on a mandatory, contractual or voluntary basis. The company has no further payment obligations once the contributions have been paid. The contributions are recognised as employee benefit expense when they are due. Prepaid contributions are recognised as an asset to the extent that a cash refund or a reduction in the future payments is available.

**Defined benefit pension obligations**

The company is a participating employer in the PGS (UK) Pension Fund, the assets and defined benefit obligation of which are accounted for in the financial statements of Petroleum Geo-Services (UK) Limited, a fellow subsidiary of PGS ASA.

A defined benefit plan is a pension plan which defines an amount of pension benefit that an employee will receive on retirement, dependent on factors such as age, years of service and compensation. The liability recognised for defined benefit pension plans is the present value of the defined benefit obligation at the end of the reporting period, reduced by the fair value of plan assets. The calculation of the obligation is performed annually by a qualified actuary, using the projected unit credit method and key actuarial assumptions at the reporting date.

Accrual to the PGS (UK) Pension Fund ceased from 31 December 2015, after which active members became deferred members of the plan with no further salary link. Full details of the PGS (UK) Pension Fund and the relevant disclosures are included in the audited financial statements of Petroleum Geo-Services (UK) Limited.



**PGS EXPLORATION (UK) LIMITED**  
**NOTES TO THE FINANCIAL STATEMENTS**  
**YEAR ENDED 31 DECEMBER 2022**

**3 Accounting policies (continued)**

**Defined benefit pension obligations (continued)**

Contributions made to fund the PGS (UK) Pension Fund are recharged to the company and are recognised in the Statement of Profit and Loss and Other Comprehensive Income.

**Risks**

The plan typically exposes the PGS (UK) Pension Fund to actuarial risks such as investment risk, interest rate risk, mortality risk and longevity risk. A decrease in corporate bond yields, a rise in inflation or an increase in life expectancy would result in an increase to plan liabilities. In this event Petroleum Geo-Services (UK) Limited may be required to make additional contributions to the fund, which may be recharged to the company.

**Bonus plans**

The company recognises a provision for bonus where contractually obliged or where there is a past practice that has created a constructive obligation.

**Share based payments**

Restricted Stock Unit Plans are measured at the grant date using the current market value reduced by expected dividends paid before the vesting date, which is then further discounted.

Performance Restricted Stock Unit Plans are measured at the grant date using a Monte Carlo simulation with relative total shareholder return. The model simulates the future stock prices based on historical values over the length of the lifetime for the PRSU. The Relative TSR is calculated against a group of peer companies, where every company is ranked based on the simulations. If the rank is in the 25th percentile, 0% of the performance is met, if the rank is in the 75th percentile, 100% of the performance is met. There is a linear relationship between the percentiles. The awards are adjusted for expected future dividends. Social security tax on PRSU and RSU is based on the intrinsic value as of the end of the reporting period.

**Financial assets and liabilities**

Financial assets and financial liabilities are recognised when the company becomes party to the contractual obligations of the relevant instrument.

The company classifies its financial instruments in the following categories: at fair value through profit and loss, at fair value through other comprehensive income or at amortised cost. The company determines the classification of financial instruments at initial recognition.

*Financial instruments at fair value through profit and loss*

This category comprises financial assets and liabilities held for trading, including all derivative instruments. Financial instruments in this category are initially recorded at fair value, and transaction costs are expensed in the Statement of Profit and Loss. Realised and unrealised gains and losses arising from changes in the fair value are included in the Statement of Profit and Loss in the period in which they arise.

*Financial instruments at fair value through other comprehensive income*

On initial recognition, an election can be made to classify investments in equity instruments at fair value through other comprehensive income. Financial instruments in this category are initially recognised at fair value plus transaction costs. Subsequently, they are measured at fair value, with gains and losses arising from changes in fair value recognised in Other Comprehensive Income.

*Financial instruments at amortised cost*

Financial assets and liabilities in this category are initially recognised at fair value, and subsequently carried at amortised cost, using the effective interest method less any allowance for impairment. This category includes accounts receivable, accounts payable and loans and other borrowings.

**PGS EXPLORATION (UK) LIMITED**  
**NOTES TO THE FINANCIAL STATEMENTS**  
**YEAR ENDED 31 DECEMBER 2022**

**3 Accounting policies (continued)**

*Impairment of financial assets*

At each reporting date, the company measures the loss allowance for the financial asset at an amount equal to the lifetime expected credit losses. For accounts receivables and contract assets, the company uses a simplified approach in calculating expected credit losses. The company recognises a loss allowance using factors including aging of accounts, historical experience, customer concentration, customer creditworthiness and current industry and economic trends. An impairment loss, amounting to any difference between the carrying amount of the loss allowance and the expected credit losses at the reporting date, is recognised in the Statement of Profit and Loss.

**Government grants**

Government grants are recognised where there is reasonable assurance that the grant will be received. Grants that compensate the company for expenses incurred are recognised in the Statement of Profit or Loss in the relevant financial statement line in the periods the expenses are recognised, in order to present the net expense to the company.

**Leases**

A contractual arrangement contains a lease when the contract conveys the right to use an asset for a period of time in exchange for consideration. For contracts containing a lease, the company recognises a lease liability and a corresponding right of use asset at the commencement of the lease.

*Lease term*

The lease term is determined on the commencement date of the lease, and corresponds to the term of the lease contract, unless the company is reasonably certain that it will exercise contractual extensions or termination options.

*Measurement of lease liabilities*

At the commencement date of the lease, the company recognises a lease liability measured at the present value of lease payments due under the contract, less any lease incentives receivable, plus the costs of purchase or termination options if reasonably certain to be exercised. Lease payments are discounted using the interest rate implicit in the lease. If that rate cannot be determined, the company's incremental borrowing rate is used, being the rate that the lessee would have to pay to borrow the funds necessary to obtain an asset of similar value in a similar economic environment with similar terms and conditions.

Subsequently, the carrying amount of the lease liability is increased to reflect the accumulation of interest on the liability balance and reduced to reflect the lease payments made. In addition, the carrying amount of the lease liability is remeasured to reflect contractual modifications, changes to lease payments or changes in the assessment of the lease term.

*Measurement of right-of-use assets*

Right-of-use assets are measured at cost, comprising the initial measurement of lease liability, lease payments made at the commencement date, initial direct costs and estimated restoration costs, less any lease incentives received.

Subsequently, the right-of-use asset is measured at cost, less accumulated depreciation and impairment losses, and adjusted for any remeasurement of lease liabilities.

*Short term leases and low value leases*

The company has elected to apply the recognition exemption to lease contracts with a duration of less than 12 months, or that relate to assets with an underlying low value. Lease payments associated with short-term leases and leases of low-value assets are recognised on a straight-line basis as an expense in profit or loss.

**PGS EXPLORATION (UK) LIMITED**  
**NOTES TO THE FINANCIAL STATEMENTS**  
**YEAR ENDED 31 DECEMBER 2022**

**3 Accounting policies (*continued*)**

**Provisions**

Provisions are recognised when the company has a present obligation (legal or constructive) as a result of a past transaction or event, it is probable that an outflow of resources embodying economic benefits will be required to settle the obligation and a reliable estimate can be made of the amount of the obligation. The amount recognised represents the best estimate of the expenditure expected to be required to settle the present obligation. Estimates are determined by the judgement of Management supplemented by the experience of similar transactions and in some cases, advice from independent experts.

Where the provision is discounted, any increase in the provision due to the passage of time is recognised as a finance cost in the Statement of Profit and Loss and Other Comprehensive Income.

**New and amended standards and interpretations**

**Standards issued but not yet effective (which the company has not early adopted)**

Amendments issued and not yet effective, are not applicable for the company and/or will not have a significant impact on the financial statements.

**4 Critical accounting judgements, estimates and assumptions**

The preparation of financial statements in accordance with FRS 101 requires management to make estimates, assumptions and judgments that affect the reported amounts of assets and liabilities and the disclosure of contingent liabilities. In many circumstances, the ultimate outcome related to the estimates, assumptions and judgments may not be known for several years after the preparation of the financial statements. Actual amounts may differ materially from these estimates due to changes in general economic conditions, changes in laws and regulations, changes in future operating plans and the inherent imprecision associated with estimates.

The key assumptions concerning the future and other key sources of estimation uncertainty at the end of the reporting period that have a significant risk of causing a material adjustment to the carrying amounts of assets and liabilities within the next financial year are discussed below.

***Impairment of MultiClient library - Discount rate***

The company applied a pre-tax discount rate of 12% in determining discounted cash flows in connection with the impairment evaluations of seismic vessels and equipment, intangible assets and the MultiClient library. The rates reflect the estimated weighted average cost of capital for company activities. A reasonable increase in the discount rate would not lead to a material change to the value of the MultiClient library.

***Forecast sales of MultiClient library***

At least annually, management forecasts future sales for each MultiClient library survey for purposes of determining the amount of impairment, and for those surveys still in work-in-progress, the amortization rate to be applied against pre-funding revenues. In forecasting sales, management considers past experience, market developments as described above, general prospects for hydrocarbons in the area, political risk, likelihood and timing of exploration licensing rounds, existence of competitor data sets and general economic conditions. Because of the inherent difficulty in forecasting sales and future developments, it is possible that the amount of impairment could vary significantly between periods and the amortization rate applied to surveys in progress may also vary between periods. In addition, future revenues from a survey may not be sufficient to cover the existing carrying value. To the extent the future actual revenues achieved prove to be less than forecasted, future periods will reflect lower profitability with and/or impairment of MultiClient library surveys.

**PGS EXPLORATION (UK) LIMITED**  
**NOTES TO THE FINANCIAL STATEMENTS**  
**YEAR ENDED 31 DECEMBER 2022**

**5 Revenue**

Revenue recognised in the Statement of Profit and Loss and Other Comprehensive Income is analysed as follows:

	<b>2022</b>	<b>2021</b>
	<b>\$ 000</b>	<b>\$ 000</b>
Revenue from geophysical services	175,945	121,175
MultiClient late sales	22,277	14,340
Total turnover from continuing operations	<u>198,222</u>	<u>135,515</u>

The company performs geophysical services on a project by project basis. An analysis of turnover by geographical area is given below:

	<b>2022</b>	<b>2021</b>
	<b>\$ 000</b>	<b>\$ 000</b>
United Kingdom	25,182	60,577
Other European countries	52,398	30,481
Americas	58,380	7,963
Middle East & Africa	61,844	36,494
Other	418	-
	<u>198,222</u>	<u>135,515</u>

**PGS EXPLORATION (UK) LIMITED**  
**NOTES TO THE FINANCIAL STATEMENTS**  
**YEAR ENDED 31 DECEMBER 2022**

**6 Operating loss**

Arrived at after charging/(crediting)

	<b>2022</b>	<b>2021</b>
	<b>\$ 000</b>	<b>\$ 000</b>
Depreciation expense (Note 12)	1,336	6,604
Amortisation of intangible assets (Note 13)	37,923	52,397
Impairment of intangible assets (Note 13)	208	877
Foreign exchange losses/(gains)	94	(272)
(Gain) on disposal of tangible fixed assets	(1,475)	(1,368)
Lease expense on short-term and low value leases arising under IFRS 16		
- plant and vessels	19,122	10,759
- other	827	28
Auditor's remuneration		
- Audit of the financial statements	150	150
- Taxation services	-	-

**7 Staff costs**

The aggregate payroll costs (including directors' remuneration) were as follows:

	<b>2022</b>	<b>2021</b>
	<b>\$ 000</b>	<b>\$ 000</b>
Wages and salaries	14,028	12,980
Social security costs	1,754	1,539
Pension costs, defined benefit scheme	9,026	3,608
Pension costs, defined contribution scheme	1,150	1,199
Share based payments (Note 20)	312	360
	<u>26,270</u>	<u>19,686</u>

The average number of persons employed by the company (including directors) during the year, analysed by category was as follows:

	<b>2022</b>	<b>2021</b>
	<b>No.</b>	<b>No.</b>
Operations	15	14
Selling and administration	75	75
Other departments	31	28
	<u>121</u>	<u>117</u>

**PGS EXPLORATION (UK) LIMITED**  
**NOTES TO THE FINANCIAL STATEMENTS**  
**YEAR ENDED 31 DECEMBER 2022**

**8 Directors' remuneration**

None of the directors received any fees or remunerations for services as a director of the company during the financial year (2021: Nil).

The remuneration of the directors is paid by the parent company, which makes no recharges to the company. The directors act in a group capacity only and do not allocate specific time to the company and therefore it is not possible to make an accurate apportionment of their emoluments in respect of the company.

**9 Interest receivable**

	<b>2022</b>	<b>2021</b>
	<b>\$ 000</b>	<b>\$ 000</b>
Bank interest receivable	28	-
Interest receivable on group loans	1,438	2,350
	<u>1,466</u>	<u>2,350</u>

**10 Interest payable and similar charges**

	<b>2022</b>	<b>2021</b>
	<b>\$ 000</b>	<b>\$ 000</b>
Interest payable on lease liabilities under IFRS 16	5	210
Other finance costs	1	2
	<u>6</u>	<u>212</u>

**11 Income tax****(a) Analysis of tax charge**

	<b>2022</b>	<b>2021</b>
	<b>\$ 000</b>	<b>\$ 000</b>
<b>Current taxation</b>		
UK corporation tax – prior year	(387)	(177)
Foreign tax	6,515	840
<b>Total current income tax</b>	<u>6,128</u>	<u>662</u>
<b>Tax charge</b>	<u>6,128</u>	<u>662</u>

**PGS EXPLORATION (UK) LIMITED**  
**NOTES TO THE FINANCIAL STATEMENTS**  
**YEAR ENDED 31 DECEMBER 2022**

**11 Income tax (continued)**

**(b) Factors affecting current tax charge/(credit)**

The tax on profit before tax for the year differs from the standard rate of corporation tax in the UK of 19% (2021 – 19%). The differences are reconciled below:

	2022 \$ 000	2021 \$ 000
Profit before tax	24,088	123
Corporation tax at standard rate	4,577	23
Expenses not deductible for tax purposes	30	8
Foreign tax suffered	6,515	-
Release of provision for dilapidations	-	(277)
Foreign tax expensed	(1,464)	694
Tax losses on which no deferred tax recognised	-	119
Movement in temporary differences unrecognised for deferred tax	(1,133)	722
Utilisation of losses on which no deferred tax recognised	(2,010)	-
R&D tax credit – prior year	(387)	(177)
Claim for interest deductions disallowed in other group companies	-	(450)
<b>Total tax charge</b>	<b>6,128</b>	<b>662</b>

**(c) Deferred tax**

The company has carried forward temporary differences as shown below that are available indefinitely to be offset against future taxable profits. Deferred tax assets have been recognised in relation to those losses and other temporary differences where they satisfy the recognition criteria for deferred tax assets in line with FRS 101 'Reduced Disclosure Framework'.

As at 31 December 2022 and 31 December 2021, the deferred tax assets in respect of decelerated capital allowances, tax losses and other temporary differences were not recognised due to the uncertainty as to when these will be recovered. The value of the unrecognised deferred tax assets being \$5,802,000 as at 31 December 2022 in relation to capital allowances (2021 - \$6,598,000), \$16,143,000 as at 31 December 2021 in relation to tax losses (2021 - \$19,044,000) and nil as at 31 December 2022 in relation to other temporary differences (2021 - \$nil).

At 31 December 2022 and 31 December 2021, the UK tax rates that had been substantively enacted were 19% (effective from 1 April 2017) and 25% (effective from 1 April 2023). The tax rate used for the deferred tax asset calculations at the balance sheet date is 25% (2021: 19%).

**PGS EXPLORATION (UK) LIMITED**  
**NOTES TO THE FINANCIAL STATEMENTS**  
**YEAR ENDED 31 DECEMBER 2022**

**12 Tangible fixed assets**

	Leasehold improvements \$ 000	Computer equipment & software \$ 000	Seismic equipment & vehicles \$ 000	Furniture & office equipment \$ 000	Right-of- use assets \$ 000	Total \$ 000
<b>Cost</b>						
At 1 January 2022	16,599	13,389	45	7,209	162	37,404
Additions	257	1,050	-	-	6,497	7,804
Disposals	(12,039)	(5,472)	(45)	(7,140)	-	(24,696)
At 31 December 2022	4,817	8,967	-	69	6,659	20,512
<b>Depreciation</b>						
At 1 January 2022	15,217	12,306	45	5,890	143	33,601
Charge for the year	580	630	-	59	67	1,336
Disposals	(11,403)	(4,701)	(45)	(5,882)	-	22,031
At 31 December 2022	4,394	8,235	-	67	210	12,906
<b>Carrying amount</b>						
At 31 December 2022	423	732	-	2	6,449	7,606
At 31 December 2021	1,381	1,083	-	1,319	19	3,803

Right of use assets consist of an office building and leased office equipment. In December 2021, the UK office lease was terminated while the building underwent landlord refurbishment, and a significant amount of leasehold improvement assets and equipment were scrapped. A new lease commenced in December 2022 when the refurbishment was completed.

**13 Intangible assets**

	2022 \$ 000	2021 \$ 000
<b>MultiClient Library</b>		
At 1 January	44,868	63,776
Additions	14,453	25,246
Capitalised interest	187	9,120
Amortisation expense	(37,923)	(52,397)
Impairments	(208)	(877)
At 31 December	21,377	44,868

In 2022, an additional impairment charge of \$208,000 (2021: \$877,000) was recognised to reflect the discounted cash flow of future sales on certain individual surveys.

**14 Investments**

The company holds a 1.25% holding in a fellow subsidiary company, PGS Data Processing Middle East SAE at a cost of \$26,000.



**PGS EXPLORATION (UK) LIMITED**  
**NOTES TO THE FINANCIAL STATEMENTS**  
**YEAR ENDED 31 DECEMBER 2022**

**15 Debtors**

	<b>2022</b>	<b>2021</b>
	<b>\$ 000</b>	<b>\$ 000</b>
Trade debtors	53,953	16,899
Amounts receivable from intermediate parent undertaking	46,241	28,672
Amounts receivable from group undertakings	1,163	7,754
Accrued revenue	34,249	4,626
Prepayments	1,318	1,528
Other taxes	1,471	1,626
Other debtors	-	17
	<u>138,395</u>	<u>61,122</u>

Amounts receivable from the intermediate undertaking, Petroleum Geo-Services AS, are repayable on demand and unsecured, and bear interest at 3-month LIBOR plus 7.5% per annum.

Amounts receivable from other group undertakings are treated as trading balances and do not bear any interest.

**16 Creditors**

	<b>2022</b>	<b>2021</b>
	<b>\$ 000</b>	<b>\$ 000</b>
Trade creditors	823	1,151
Amounts owed to ultimate parent undertaking	400	393
Amounts owed to immediate parent undertaking	87	63
Amounts owed to other group undertakings	32,547	9,669
Accrued expenses	19,724	8,050
Social security and other taxes	2,989	515
Lease liabilities (Note 19)	20	682
Deferred revenue	<u>6,277</u>	<u>15,287</u>
	<u>62,867</u>	<u>35,810</u>

Amounts owed to the immediate parent undertaking and other group undertakings are treated as trading balances and do not bear interest.

Deferred revenue balances relate to MultiClient pre-funding licences, where revenues are deferred and recognised at completion of the survey. The majority of the deferred revenues in 2022 and 2021 were recognised in the following year.

**17 Creditors payable after more than 1 year**

	<b>2022</b>	<b>2021</b>
	<b>\$ 000</b>	<b>\$ 000</b>
Lease liabilities (Note 19)	6,355	-
Long term bonuses and payroll related costs	<u>75</u>	<u>28</u>
	<u>6,430</u>	<u>28</u>

**PGS EXPLORATION (UK) LIMITED**  
**NOTES TO THE FINANCIAL STATEMENTS**  
**YEAR ENDED 31 DECEMBER 2022**

**18 Provisions**

	Dilapidations \$ 000	Onerous contracts \$ 000	Total \$ 000
At 1 January 2021	3,371	-	3,371
Additional provision in year	-	2,807	2,807
Release of unused provision	(2,151)	-	(2,151)
Transfer to current liabilities	(1,350)	-	(1,350)
<b>At 31 December 2021</b>	<b>-</b>	<b>2,807</b>	<b>2,807</b>
Additional provision in year	271	-	271
Utilisation	-	(2,807)	(2,807)
<b>At 31 December 2022</b>	<b>271</b>	<b>-</b>	<b>271</b>

The dilapidations provision represented the company's estimate of future outflows related to the office building lease. The settlement was agreed in December 2021 and the provision transferred to current liabilities.

**19 Lease liabilities**

The company has lease contracts, primarily for office space and computer equipment, expiring at various dates through to 2023. The company also has certain leases with lease terms of 12 months or less, and leases of equipment with low value. The company applies the 'short-term lease' and 'lease of low value' exemptions for these leases.

The carrying amounts of lease liabilities and movements during the year are set out below:

	Buildings, fixtures and equipment \$ 000
At 1 January 2022	682
Additions	6,405
Lease payments	(747)
Interest	5
Revaluation	29
<b>At 31 December 2022</b>	<b>6,374</b>

The maturity of lease liabilities is as follows:

	2022 \$ 000	2021 \$ 000
Current (note 16)	20	682
Non-current (note 17)	6,354	-
<b>At 31 December</b>	<b>6,374</b>	<b>682</b>

In December 2022, the company entered into a new lease for an office building. The lease term is 10 years with an optional break date at 26 May 2028.

**PGS EXPLORATION (UK) LIMITED**  
**NOTES TO THE FINANCIAL STATEMENTS**  
**YEAR ENDED 31 DECEMBER 2022**

**20 Share based payments**

Share options and restricted stock unit awards in the company's ultimate parent PGS ASA ("the Company") are granted to senior executives.

The Restricted Stock Unit programs ("RSU") requires the participant's continued employment with the Company (or a subsidiary) and is settled three years after grant. Settlement is in equity only. Upon settlement, the participant will receive, at no charge, a number of shares in the Company which equals the number of RSUs awarded.

**21 Share capital****Allotted, called up and fully paid shares**

	2022		2021	
	No.	\$ 000	No.	\$ 000
Ordinary shares of £1 each	77,229,682	106,214	77,229,682	106,214

The capital contribution reserve of \$4,680,000 arose from the waiver of debt due to the ultimate parent, PGS ASA, and represents the value of historic liabilities in the discontinued Libya branch.

**22 Foreign exchange**

The financial statements are presented in US Dollars. The exchange rate at 31 December 2022 applied was 1.20 USD to 1.0 GBP.

**23 Related party transactions**

As a wholly owned subsidiary of PGS ASA the company has taken advantage of the exemption under paragraph 8(k) of FRS101 not to disclose transactions with other wholly owned group companies. There were no other related party transactions.

**24 Contingent liabilities**

As part of the PGS Group financing arrangements, Kroll Trustee Services Limited holds a floating charge over the undertaking and assets of the company. The company is a guarantor for the \$450 million senior secured bond and the \$138 million Term Loan B.

**25 Subsequent events**

Other than the developments in the PGS Group financing arrangements as described in the going concern disclosures, there are no events subsequent to the year end requiring disclosure.

**26 Ultimate parent undertaking**

The company's immediate parent undertaking is Petroleum Geo-Services (UK) Limited, a company incorporated in the United Kingdom. The ultimate parent and controlling party is PGS ASA, a company registered in Norway.

The smallest and largest group in which the results of the company are consolidated is that headed by PGS ASA. These financial statements are available upon request from PGS ASA, Lilleakerveien 4C, P.O. Box 251 Lilleaker, 0216 Oslo, Norway.