


South East London & Kent Bus Company Limited
Financial statements for year ended 30 April 2015

Registered number: 2328595



Contents

	Page
Corporate information	2
Strategic report	3
Directors' report	6
Independent auditors' report	9
Profit and loss account	12
Balance sheet	13
Notes to the financial statements	14

Corporate information

For the year ended 30 April 2015

Directors

C Brown

R G Andrew

S Greer

R Montgomery

A M Threapleton

M J Vaux

G Nolan

Company Secretary and registered office

M J Vaux

Daw Bank

Stockport

Cheshire

SK3 0DU

Independent auditors

PricewaterhouseCoopers LLP

Chartered Accountants and Statutory Auditors

141 Bothwell Street

Glasgow

G2 7EQ

Bankers

Bank of Scotland

38 St Andrew Square

Edinburgh

EH2 2YR

Royal Bank of Scotland

St Andrew Square

Edinburgh

EH2 2YR

Strategic report

For the year ended 30 April 2015

The directors present their strategic report on the Company for the year ended 30 April 2015.

Review of the business

South East London & Kent Bus Company Limited is a public transport operator, operating primarily contract services within the Greater London area. The Company operates a fleet of 472 buses and employs 1,430 people.

Results and performance

The results of the Company for the year ended 30 April 2015 show a pre-tax profit of £10,446,000 (2014: profit £9,151,000) and turnover of £98,207,000 (2014: £86,605,000). The Company has net assets of £35,790,000 (2014: £27,734,000).

Business environment

Along with fellow subsidiaries East London Bus & Coach Company Limited ("ELBCC") and East London Bus Limited ("ELB"), the Company provides public transport services, primarily under contract to Transport for London ("TfL"), under a number of five-year contracts with varying termination dates, which are extendable if qualitative metrics are achieved for a further two years at the Company's discretion.

TfL offer around 700 such contracts, and most of the significant national transport operators are active to a greater or lesser extent in the London bus marketplace.

TfL monitors the activities of operators closely, with particular emphasis on timekeeping and customer service standards. The contracts it awards generally have an incentive/penalty regime to promote quality delivery.

The Company benefits from being part of the UK Bus (London) Division of Stagecoach Group plc, a nationwide public transport operator.

Strategy

A full review of the business was undertaken prior to, and following, its acquisition in 2010, and a significant opportunity was identified to add value through a turnaround of the under-performing business and through synergies with the other UK Bus operations within Stagecoach Group. The strategy was initially focused on addressing the structurally high cost base at the acquired business and on bidding for contracts that would earn a realistic return. We have now achieved our aspirations for mid to upper single-digit operating margins and our focus is now on maintaining tight control of costs while seeking to bid competitively for new contracts.

Strategic report (continued)

For the year ended 30 April 2015

Future outlook

The bus passenger environment in London is expected to continue to provide opportunity for growth. Bus operators are expected to continue to invest in new vehicles and improve profitability through operational efficiencies.

The directors believe the continued investment in the fleet, commitment to staff training and continuous monitoring of operational efficiency will enable the Company to improve its level of performance in the future.

Having completed our restructuring of the business, we are pleased with our performance in the competitive tender market, and are optimistic on the prospects for the future profit growth.

Principal risks and uncertainties

The management of the business and the execution of the Company's strategy are subject to a number of risks.

The management and reporting of risk is undertaken at Group level, rather than at an individual business unit level.

The principal risks and uncertainties of Stagecoach Group plc, which includes those of the Company, are discussed in the Group's 2015 annual report (paragraph 1.4.6 of the Strategic Review), which does not form part of this report.

The principal risks and uncertainties for the Group that are also applicable to the Company are:

Insurance and claims environment

The Group receives claims in respect of traffic incidents and employee claims. The Group protects itself against the cost of such claims through third party insurance policies. An element of the claims is not insured as a result of the "excess" on insurance policies. There is a risk that the number or magnitude of claims are not as expected and that the cost to the Group of settling these claims is significantly higher or lower than expected.

Fuel price fluctuations

The cost of fuel is a significant expense for the Company and the price can fluctuate widely in the market place. The Group seeks to minimise its exposure in this area through the use of fuel hedge contracts by fixing the price of a proportion of the estimated fuel purchases throughout the term of the contracts with TfL.

Key performance indicators ("KPIs")

The directors of Stagecoach Group plc manage the Group's performance on a divisional basis. For this reason, the Company's directors believe that analysis using KPIs for the Company is not necessary or appropriate for an understanding of the development, performance or position of the business of the Company. The development, performance and position of the UK Bus (London) Division of Stagecoach Group plc, which includes the Company, is discussed in the Strategic Review (paragraph 1.4.7) of the Group's 2015 annual report which does not form part of this report.

Strategic report (continued)

For the year ended 30 April 2015

Financial risk management

The Company's activities expose it to a variety of financial risks including the effects of changes in interest rates, credit risk and commodity prices. The effects of changes in interest rates and commodity prices are managed at a Group level by a central Group treasury function. The Company has implemented policies, which require appropriate credit checks to be performed on potential customers before sales are made. All credit checks are performed centrally by Stagecoach Services Limited, a fellow Group company.

By order of the Board



M J Vaux

Company Secretary

18 September 2015

Directors' report

For the year ended 30 April 2015

The directors present their report on the affairs of the Company, together with the audited financial statements and independent auditors' report, for the year ended 30 April 2015.

Results and dividends

The results of the Company for the year ended 30 April 2015 show a profit on ordinary activities before taxation of £10,446,000 (2014: profit £9,151,000) and turnover of £98,207,000 (2014: £86,605,000). The profit for the financial year amounted to £8,056,000 (2014: profit £7,010,000). The directors do not recommend the payment of a dividend (2014: Nil).

Future Developments

Future developments have been discussed in the strategic report on page 4.

Financial Risk Management

Financial risk management has been discussed in the strategic report on page 5.

Directors and their interests

The directors who held office during the year under review and up to the date of approval of these financial statements were:

C Brown
R G Andrew
S Greer
R Montgomery
A M Threapleton
M J Vaux
G Nolan

Employees

Employees are central to the Company's strategy to deliver its business plan. A well motivated and engaged workforce will in turn create optimum performance and efficiency within the business. The business objectives are achieved through training, developing and engaging employees in delivering an excellent service to customers and maintaining high operational standards.

Training and development

We have consistently sought to recruit and retain the best employees in the markets in which we operate. The Company invests significantly to ensure that our staff are properly trained and able to offer the best customer service. The Company, under guidance from central UK Bus (London) management, operates staff development, graduate trainee and apprentice engineer programmes.

Employee involvement

The Company is committed to employee participation and uses a variety of methods to inform, consult and involve its employees. Employees participate directly in the success of the business through the Stagecoach Group's bonus and other remuneration schemes and are encouraged to invest through participation in share option schemes.

Directors' report (continued)

For the year ended 30 April 2015

Employees (continued)

Disabled persons

The Company recognises its obligations to give disabled people full and fair consideration for all vacancies within the statutory medical requirements which have to be met for certain grades of staff. Wherever reasonable and practicable, the Company will retain newly disabled employees and at the same time provide fair opportunities for the career development of disabled people.

Donations

Donations to charitable organisations amounted to £Nil (2014: £50).

The Company does not make political contributions and accordingly there were no payments for political purposes during the year (2014: Nil).

Statement of Directors' responsibilities

The directors are responsible for preparing the Strategic Report, Directors' Report and the financial statements in accordance with applicable law and regulations.

Company law requires the directors to prepare financial statements for each financial year. Under that law the directors have prepared the financial statements in accordance with applicable law and United Kingdom Accounting Standards (United Kingdom Generally Accepted Accounting Practice), including Financial Reporting Standard 101 *Reduced Disclosure Framework* (FRS 101).

Under company law the directors must not approve the financial statements unless they are satisfied that they give a true and fair view of the state of affairs of the Company and of the profit or loss of the Company for that year. In preparing these financial statements, the directors are required to:

- select suitable accounting policies and then apply them consistently;
- make judgements and accounting estimates that are reasonable and prudent;
- state whether applicable United Kingdom Accounting Standards, including FRS 101 have been followed, subject to any material departures disclosed and explained in the financial statements;
- notify its shareholders in writing about the use of disclosure exemptions, if any, of FRS 101 used in the preparation of financial statements; and
- prepare the financial statements on the going concern basis unless it is inappropriate to presume that the Company will continue in business.

The directors are responsible for keeping adequate accounting records that are sufficient to show and explain the Company's transactions and disclose with reasonable accuracy at any time the financial position of the Company and enable them to ensure that the financial statements comply with the Companies Act 2006. They are also responsible for safeguarding the assets of the Company and hence for taking reasonable steps for the prevention and detection of fraud and other irregularities.

Directors' report (continued)

For the year ended 30 April 2015

Statement of Directors' responsibilities (continued)

The directors are responsible for the maintenance and integrity of the Company's website. Legislation in the United Kingdom governing the preparation and dissemination of financial statements may differ from legislation in other jurisdictions.

Independent auditors and disclosure of information to auditors

Each director, as at the date of this report, has confirmed that insofar as they are aware there is no relevant audit information of which the Company's auditors are unaware, and they have taken all the steps that they ought to have taken as a director in order to make themselves aware of any relevant audit information and to establish that the Company's auditors are aware of that information.

The auditors, PricewaterhouseCoopers LLP, have indicated their willingness to continue in office, and a resolution concerning their re-appointment will be proposed at the next Annual General Meeting of the Company.

Indemnification of Directors and officers

The Company maintains Directors' and Officers' Liability Insurance in respect of legal action that might be brought against its directors. The Company has indemnified each of its directors and other officers of the Company against certain liabilities that may be incurred as a result of their offices.

By order of the Board



M Vaux
Company Secretary

Daw Bank
Stockport
Cheshire
SK3 0DU

18 September 2015

Independent auditors' report to the members of South East London & Kent Bus Company Limited

For the year ended 30 April 2015

Report on the financial statements

Our opinion

In our opinion, South East London & Kent Bus Company Limited's financial statements (the "financial statements"):

- give a true and fair view of the state of the company's affairs as at 30 April 2015 and of its profit for the year then ended;
- have been properly prepared in accordance with United Kingdom Generally Accepted Accounting Practice; and
- have been prepared in accordance with the requirements of the Companies Act 2006.

What we have audited

The financial statements comprise:

- the balance sheet as at 30 April 2015;
- the profit and loss account for the year then ended;
- the notes to the financial statements, which include a summary of significant accounting policies and other explanatory information.

The financial reporting framework that has been applied in the preparation of the financial statements is applicable law and United Kingdom Accounting Standards (United Kingdom Generally Accepted Accounting Practice), including FRS101 "Reduced Disclosure Framework".

In applying the financial reporting framework, the directors have made a number of subjective judgements, for example in respect of significant accounting estimates. In making such estimates, they have made assumptions and considered future events.

Opinion on other matter prescribed by the Companies Act 2006

In our opinion, the information given in the Strategic Report and the Directors' report for the financial year for which the financial statements are prepared is consistent with the financial statements.

Other matters on which we are required to report by exception

Adequacy of accounting records and information and explanations received

Under the Companies Act 2006 we are required to report to you if, in our opinion:

- we have not received all the information and explanations we require for our audit; or
- adequate accounting records have not been kept, or returns adequate for our audit have not been received from branches not visited by us; or
- the financial statements are not in agreement with the accounting records and returns.

We have no exceptions to report arising from this responsibility.

Directors' remuneration

Under the Companies Act 2006 we are required to report to you if, in our opinion, certain disclosures of directors' remuneration specified by law are not made. We have no exceptions to report arising from this responsibility.

Independent auditors' report to the members of South East London & Kent Bus Company Limited (continued)

For the year ended 30 April 2015

Responsibilities for the financial statements and the audit

Our responsibilities and those of the directors

As explained more fully in the Statement of directors' responsibilities set out on page 7, the directors are responsible for the preparation of the financial statements and for being satisfied that they give a true and fair view.

Our responsibility is to audit and express an opinion on the financial statements in accordance with applicable law and International Standards on Auditing (UK and Ireland) ("ISAs (UK & Ireland)"). Those standards require us to comply with the Auditing Practices Board's Ethical Standards for Auditors.

This report, including the opinions, has been prepared for and only for the company's members as a body in accordance with Chapter 3 of Part 16 of the Companies Act 2006 and for no other purpose. We do not, in giving these opinions, accept or assume responsibility for any other purpose or to any other person to whom this report is shown or into whose hands it may come save where expressly agreed by our prior consent in writing.

What an audit of financial statements involves

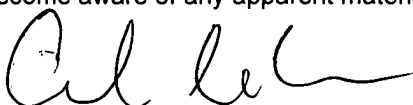
We conducted our audit in accordance with ISAs (UK & Ireland). An audit involves obtaining evidence about the amounts and disclosures in the financial statements sufficient to give reasonable assurance that the financial statements are free from material misstatement, whether caused by fraud or error. This includes an assessment of:

- whether the accounting policies are appropriate to the company's circumstances and have been consistently applied and adequately disclosed;
- the reasonableness of significant accounting estimates made by the directors; and
- the overall presentation of the financial statements.

We primarily focus our work in these areas by assessing the directors' judgements against available evidence, forming our own judgements, and evaluating the disclosures in the financial statements.

We test and examine information, using sampling and other auditing techniques, to the extent we consider necessary to provide a reasonable basis for us to draw conclusions. We obtain audit evidence through testing the effectiveness of controls, substantive procedures or a combination of both.

In addition, we read all the financial and non-financial information in the Financial statements to identify material inconsistencies with the audited financial statements and to identify any information that is apparently materially incorrect based on, or materially inconsistent with, the knowledge acquired by us in the course of performing the audit. If we become aware of any apparent material misstatements or inconsistencies we consider the implications for our report.



Graham McGregor (Senior Statutory Auditor)
For and on behalf of PricewaterhouseCoopers LLP
Chartered Accountants and Statutory Auditors
Glasgow

18 September 2015

Profit and loss account
For the year ended 30 April 2015

		Year ended 30 April 2015	Year ended 30 April 2014
	Note	£'000	£'000
Turnover	3	98,207	86,605
Cost of sales		(89,089)	(78,704)
Gross profit	4	9,118	7,901
Other operating income	3	801	730
Restructuring costs	5	-	12
Operating profit		9,919	8,643
Interest receivable and similar income	7	527	508
Profit on ordinary activities before taxation		10,446	9,151
Tax on profit on ordinary activities	8	(2,390)	(2,141)
Profit for the financial year		8,056	7,010
Total comprehensive income for the year attributable to the owners of the company		8,056	7,010


All activities relate to continuing operations.

The notes on pages 13 to 28 form an integral part of these financial statements.

Balance sheet
As at 30 April 2015

		30 April 2015 £'000	30 April 2014 £'000
	Note		
Fixed assets			
Property, plant and equipment	9	12,526	14,797
Current assets			
Stocks	10	244	241
Debtors: amounts falling due within one year	11	28,942	36,017
Cash at bank and in hand	12	16,962	1,695
Deferred tax asset	14	98	80
		46,246	38,033
Total assets		58,772	52,830
Creditors: Amounts falling due within one year			
Trade and other payables	13	(22,820)	(24,835)
		(22,820)	(24,835)
Creditors: Amounts falling due after more than one year			
Provisions for liabilities	16	(162)	(261)
Total liabilities		(22,982)	(25,096)
Net assets		35,790	27,734
Capital and reserves			
Called up share capital	17	3,931	3,931
Share premium account	17	4,570	4,570
Profit and loss account		27,289	19,233
Total shareholders' funds		35,790	27,734

The financial statements on pages 11 to 28 were approved by the board of directors on 18 September 2015 and were signed on its behalf by:



C Brown
Director

Notes to the financial statements

For the year ended 30 April 2015

1 Principal accounting policies

The principal accounting policies applied in the preparation of these financial statements are set out below. These policies have been consistently applied throughout the year.

1.1 Basis of preparation

These financial statements have been prepared in accordance with Financial Reporting Standard 101, 'Reduced Disclosure Framework' (FRS 101) and the Companies Act 2006 (the Act). FRS 101 sets out a reduced disclosure framework for a 'qualifying entity' as defined in the standard which addresses the financial reporting requirements and disclosure exemptions in the individual financial statements of qualifying entities that otherwise apply the recognition, measurement and disclosure requirements of EU-adopted IFRS.

The Company is a qualifying entity for the purposes of FRS 101. Note 21 gives details of the Company's parent and from where its consolidated financial statements prepared in accordance with IFRS may be obtained.

The Company's date of transition from EU-adopted IFRS to FRS 101 was 1 May 2012. The Company has notified its shareholders in writing about, and they do not object to, the use of the disclosure exemptions used by the Company in these financial statements.

FRS 101 sets out amendments to EU-adopted IFRS that are necessary to achieve compliance with the Act and related Regulations. The impact of these amendments to the Company's previously adopted accounting policies in accordance with EU-adopted IFRS was not material in terms of the shareholders' equity as at the date of transition and as at 30 April 2015 and on the profit for the year ended 30 April 2015.

The financial statements have been prepared under the historical cost convention, as modified by the revaluation of financial assets and financial liabilities (including derivative instruments) at fair value through profit or loss.

1.2 Functional and presentational currency

Items included in the financial statements are measured using the currency of the primary economic environment in which the entity operates ('the functional currency'). The financial statements are presented in 'sterling' ('£'), which is the Company's functional and presentational currency.

1.3 Revenue recognition

Revenue principally comprises of revenue from the operation of contracted bus services in London and the South East of the United Kingdom. Revenue is shown net of value-added tax, rebates and discounts. Revenues incidental to the Company's principal activity (including advertising income) are reported as other operating income.

(a) Sales of services

The Company recognises revenue when the amount of revenue can be reliably measured. Performance based incentives are recognised in the year in which they become certain by reference to data provided by TfL.

(b) Interest income

Interest income is recognised on an accruals basis.

Notes to the financial statements (continued)

For the year ended 30 April 2015

1 Principal accounting policies (continued)

1.4 Property, plant and equipment

All public service vehicles are stated at cost less accumulated depreciation on the adoption of IFRS under the IFRS 1 transition rules. Land and buildings and other fixed assets are shown at cost, net of depreciation and any provision for impairment.

Depreciation is provided at rates calculated to write off the cost or valuation, less estimated residual value, of each asset on a straight-line basis over its estimated useful life, as follows:

Leasehold land and buildings	over the period of lease
Public service vehicles ('PSVs')	7 to 12 years
Other plant and equipment and furniture and fittings	3 to 10 years

The assets' residual values and useful lives are reviewed, and adjusted if appropriate, at each balance sheet date.

An asset's carrying amount is written down immediately to its recoverable amount if the asset's carrying amount is greater than the estimated recoverable amount.

Gains and losses on disposals are determined by comparing the proceeds with the carrying amount and are recognised within other gains/(losses) in the income statement.

Public service vehicles ('PSVs') are generally depreciated over periods ranging from 7 to 12 years after making allowances for estimated residual values

1.5 Stocks

Stock is stated at the lower of cost and net realisable value. Provision is made for obsolete, slow moving or defective items where appropriate.

1.6 Financial assets

The classification depends on the purpose for which the financial assets were acquired. Management determines the classification of its financial assets at initial recognition. The Company classifies its financial assets in the following category:

Loans and receivables

Loans and receivables are non-derivative financial assets with fixed or determinable payments that are not quoted in an active market. Such assets are carried at amortised cost and gains and losses are recognised in the income statement. They are included in current assets. The most significant financial assets under this category are 'debtors due within one year' and 'cash at hand and in bank'.

Notes to the financial statements (continued)

For the year ended 30 April 2015

1 Principal accounting policies (continued)

1.7 Cash at bank and in hand

Cash at bank and in hand includes cash in hand, deposits held at call with banks with original maturities of three months or less, and bank overdrafts. Bank overdrafts are shown within borrowings in current liabilities on the balance sheet.

1.8 Ordinary shares

Ordinary shares are classified as equity. An equity instrument is any contract that evidences a residual interest in the assets of the Company after deducting all of its liabilities.

1.9 Trade payables

Trade payables are recognised initially at fair value and subsequently measured at amortised cost using the effective interest method.

1.10 Borrowings

Borrowings are recognised initially at fair value, net of transaction costs incurred. Borrowings are subsequently stated at amortised cost; any difference between the proceeds (net of transaction costs) and the redemption value is recognised in the income statement over the period of the borrowings using the effective interest method.

Borrowings are classified as current liabilities unless at the balance sheet date, the Company has an unconditional right to defer settlement of the liability for at least 12 months after the balance sheet date.

1.11 Pensions and retirement benefit obligations

Certain employees of the Company are members of the East London & Selkent pension scheme, a defined benefit pension scheme that is also open to certain employees of other Group companies. It is funded through payments to a trustee-administered fund, determined by periodic actuarial calculations.

In accordance with IAS 19 as the Company is unable to identify its share of the underlying assets and liabilities in the scheme and as there is no contractual agreement or policy for charging the net defined cost for the plan as a whole to the participating entities, the contributions paid by the Company are accounted for as if the scheme was a defined contribution scheme.

1.12 Provisions for liabilities

Provisions are recognised when the Group has a present legal or constructive obligation as a result of past events and it is probable that the Group will be required to settle that obligation and the amount has been reliably estimated. Provisions are measured at the directors' best estimate of the expenditure required to settle the obligation at the balance sheet date and are discounted to the present value where the effect is material. The increase in the provision due to passage of time is recognised as interest expense.

Notes to the financial statements (continued)

For the year ended 30 April 2015

1 Principal accounting policies (continued)

1.13 Tax

The tax expense represents the sum of the income tax charge for the year and deferred tax.

Current tax assets and liabilities are measured at the amount expected to be paid (or recovered) to tax authorities, based on tax rates and laws that have been enacted or substantively enacted by the balance sheet date.

Deferred tax assets and liabilities are generally recognised on all temporary differences arising between the tax base of assets and liabilities and their carrying amounts in the financial statements. However such assets and liabilities are not recognised if the temporary difference arises from initial recognition of goodwill, or from the initial recognition (other than a business combination) of other assets and liabilities that affects neither the accounting nor taxable profit or loss.

Deferred tax assets are recognised only to the extent that it is probable that taxable profits will be available against which the deductible temporary differences can be utilised.

Deferred tax assets and liabilities are measured on an undiscounted basis at the tax rates that are expected to apply when the related asset or liability is settled.

The income tax effects of items recorded in either other comprehensive income or equity are recognised in the statement of comprehensive income or the statement of changes in equity respectively. Otherwise, income tax is recognised in the income statement.

1.14 Leases

Leases are classified as finance leases whenever the terms of the lease transfer substantially all the risks and rewards of ownership to the lessee. All other leases are classified as operating leases.

Initial direct costs incurred in negotiating an operating lease are added to the carrying amount of the leased asset and recognised over the lease term on the same basis as the lease expense. Operating lease payments are recognised as an expense in the income statement on a straight line basis over the lease term.

1.15 Dividend distribution

A dividend distribution is recognised when it is paid in the financial year in which the payment of these dividends is approved by the Company's shareholders.

Notes to the financial statements (continued)

For the year ended 30 April 2015

2 Segment information

Management has determined that there is only one reportable operating segment.

3 Turnover and other operating income

	Year ended 30 April 2015 £'000	Year ended 30 April 2014 £'000
Contract services	98,207	86,605
Other operating income	801	730
Total income	99,008	87,335

All the above income is generated in the United Kingdom.

Due to the nature of the Company's business, the origin and destination of revenue is the same in all cases. The Company provides services primarily to Transport for London and the directors consider that this represents one business segment.

4 Gross profit

Gross profit is stated after charging:

	Year ended 30 April 2015 £'000	Year ended 30 April 2014 £'000
Staff costs (see note 6)	54,944	47,823
Loss on disposal of fixed assets other than land and buildings	1	8
Depreciation		
- owned	2,594	2,853
Operating lease rentals		
- land and buildings	1,302	1,276
- other	398	421
PSV intercompany rental charges	6,019	3,487

No auditors' fees have been settled directly by the Company (2014: £nil). Audit fees of £3,027 (2014: £2,517) were paid by a fellow subsidiary undertaking on behalf of the Company in respect of audit work performed in the UK.

Notes to the financial statements (continued)

For the year ended 30 April 2015

5 Restructuring costs

	Year ended 30 April 2015 £'000	Year ended 30 April 2014 £'000
Restructuring credit	-	(12)

Restructuring credit

These are additional costs outside its normal business activities that the Company incurred in its attempt to restructure the business, and tackle the structurally high cost base of the company. The current year results include the reversal of amounts provided against restructuring cost in a previous financial year which were not utilised.

The tax effect of the restructuring credit in the year ended 30 April 2015 is £nil (2014: £nil)

6 Directors and employees

	Year ended 30 April 2015 £000	Year ended 30 April 2014 £000
Emoluments of directors	102	135

The above details of directors' emoluments include an apportionment of the emoluments of C Brown, R G Andrew, R Montgomery, S Greer, G Nolan and A M Threapleton which are paid by a fellow subsidiary, Stagecoach Holdings Limited. £102,325 (year ended 30 April 2014: £134,801) of their total emoluments received is apportioned to their services as directors of East London Bus Limited.

No part of the remuneration of M J Vaux is directly attributable to the Company.

The number of directors who accrued benefits in pension schemes during the year was as follows

	Year ended 30 April 2015 Number	Year ended 30 April 2014 Number
Defined benefit scheme	6	6
Defined contribution scheme	1	1
	<u>7</u>	<u>7</u>

Notes to the financial statements (continued)

For the year ended 30 April 2015

6 Directors and employees (continued)

The number of directors who exercised share options in the parent company during the year was as follows

	Year ended 30 April 2015	Year ended 30 April 2014
	Number	Number
Directors exercising share options	<u>6</u>	<u>1</u>

The average monthly number of persons employed by the Company (including directors) during the year was:

	Year ended 30 April 2015	Year ended 30 April 2014
	Number	Number
By activity		
Operations	1,395	1,269
Administration & supervisory	35	33
	<u>1,430</u>	<u>1,302</u>

	Year ended 30 April 2015	Year ended 30 April 2014
	£'000	£'000
The aggregate remuneration comprised:		
Wages and salaries	47,830	41,544
Social security costs	4,776	4,186
Pension costs (see note 15)	2,269	2,025
Share based payments - cash settled (see note 19)	69	68
	<u>54,944</u>	<u>47,823</u>

Notes to the financial statements (continued)

For the year ended 30 April 2015

7 Interest receivable and similar income

	Year ended 30 April 2015 £'000	Year ended 30 April 2014 £'000
Interest receivable and similar income		
Inter company loan interest receivable	527	508
Net interest receivable	527	508

8 Tax on profit on ordinary activities

a) The major components of the tax charge for the year are:

	Year ended 30 April 2015 £'000	Year ended 30 April 2014 £'000
Current tax:		
UK corporation tax on profits for the year	2,285	2,115
Adjustments in respect of prior years	123	(198)
Total current tax	2,408	1,917
Deferred tax:		
Origination and reversal of timing differences	30	133
Adjustments in respect of prior years	(48)	91
Total deferred tax (note 14)	(18)	224
Tax charge	2,390	2,141

The tax charge for the year is higher (year ended 30 April 2014: higher) than the standard rate of corporation tax in the UK of 20.92% (year ended 30 April 2014: 22.84%). The differences are explained below.

Notes to the financial statements (continued)

For the year ended 30 April 2015

8 Tax on profit on ordinary activities (continued)

b) Factors affecting the tax charge for the year

	Year ended 30 April 2015 £'000	Year ended 30 April 2014 £'000
The effective tax rate for the year is reconciled to the actual tax charge as follows:		
Profit on ordinary activities before taxation	10,446	9,151
Profit on ordinary activities multiplied by standard rate of income tax in the UK of 20.92% (2014: 22.84%)	2,185	2,090
<i>Effect of:</i>		
Non tax deductible expenditure and other permanent differences	30	33
Treatment of inter-company transactions	101	112
Impact of reduction in UK tax rate on current year's deferred tax	(1)	(15)
Impact of reduction in UK tax rate on prior year's deferred tax	-	28
Adjustments in respect of prior years	75	(107)
Tax charge	2,390	2,141

c) Factors that may affect future tax charges

Changes to the UK corporation tax rates were announced in the Chancellor's budget on 8 July 2015. These include reductions to the main rate to reduce the rate to 19% from 1 April 2017 and 18% from 1 April 2020.

As the changes had not been substantively enacted at the balance sheet date their effects are not included in these financial statements. Had this change of rate to 18% been substantively enacted at 30 April 2015, the estimated impact of the balance sheet would be a reduction in the deferred tax asset of £9,750 from £97,501 to £87,751

Notes to the financial statements (continued)

For the year ended 30 April 2015

9 Property, plant and equipment

	Leasehold land and buildings £'000	Public service vehicles £'000	Plant & equipment and furniture & fittings £'000	Total £'000
Cost				
At 1 May 2014	1,314	33,894	3,190	38,398
Additions	587	789	404	1,780
Disposals	-	(105)	(34)	(139)
Intercompany Transfers	-	(6,124)	(14)	(6,138)
At 30 April 2015	1,901	28,454	3,546	33,901
Accumulated depreciation				
At 1 May 2014	(663)	(20,299)	(2,639)	(23,601)
Charge for the year	(131)	(2,240)	(223)	(2,594)
Disposals	-	104	34	138
Intercompany Transfers	-	4,688	(6)	4,682
At 30 April 2015	(794)	(17,747)	(2,834)	(21,375)
Net book value at 30 April 2015	1,107	10,707	712	12,526
Net book value at 30 April 2014	651	13,595	551	14,797

The net book value of assets held under finance leases and hire purchase agreements included above is £Nil (2014: £Nil).

Notes to the financial statements (continued)

For the year ended 30 April 2015

10 Stocks

	30 April 2015 £'000	30 April 2014 £'000
Finished goods	244	241

In the opinion of the directors, there is no material difference between the replacement cost of these stocks and their balance sheet value.

11 Debtors: amounts falling due within one year

	30 April 2015 £'000	30 April 2014 £'000
Amounts owed by group undertakings	25,375	33,372
Prepayments and accrued income	3,567	2,645
	28,942	36,017

Responsibility for the collection of trade receivables lies with Stagecoach Services Limited, a group undertaking. Hence trade receivables outstanding at the year end represented Nil days' sales (2014: Nil days).

Of the above amounts owed by group undertakings, £24,731,000 (2014: £23,574,000) incur interest at a rate of 5% above the six month London Inter Bank Offer Rate (LIBOR). All other amounts are unsecured, accrue no interest and are repayable on demand.

12 Cash at bank and in hand

	30 April 2015 £'000	30 April 2014 £'000
Cash at bank and in hand	16,962	1,695

Notes to the financial statements (continued)

For the year ended 30 April 2015

13 Trade and other payables

	30 April 2015	30 April 2014
	£'000	£'000
UK corporation tax payable	2,285	2,116
Other taxes and social security costs	1,409	1,060
Other payables	230	190
Amounts owed to group undertakings	12,230	15,245
Accruals and deferred income	6,666	6,224
	22,820	24,835

Of the above amounts owed to fellow group undertakings, £11,113,000 (2014: £11,100,000) incur interest at a rate of 5% above the six month London Inter Bank Offer Rate (LIBOR). All other amounts are unsecured accrue no interest and are repayable on demand.

There is no significant difference between the net book amount and the fair value of current trade and other payables due to the short term nature.

Notes to the financial statements (continued)

For the year ended 30 April 2015

14 Deferred tax asset

Deferred tax assets and liabilities are offset when there is a legally enforceable right to offset current tax assets against current tax liabilities and when the deferred income taxes relate to the same fiscal authority. The offset amounts are as follows:

	30 April 2015 £'000	30 April 2014 £'000
Deferred tax to be recovered after more than 12 months		
Deferred tax asset	98	80
Net deferred tax asset	98	80

The gross movement on the deferred income tax account is as follows:

	Year ended 30 April 2015 £'000	Year ended 30 April 2014 £'000
At beginning of year	80	305
Charged to profit and loss account	18	(225)
At end of year	98	80

The deferred tax included in the balance sheet comprises:

	30 April 2015 £'000	30 April 2014 £'000
Deferred tax asset		
Accelerated capital allowances	65	54
Other short-term temporary differences	33	26
Net deferred tax asset	98	80

The amount of deferred tax recognised in the income statement by type of temporary differences is as follows:

	30 April 2015 £'000	30 April 2014 £'000
Accelerated capital allowances	10	97
Other short-term temporary differences	8	127
Deferred tax expense (note 8)	18	224

Notes to the financial statements (continued)

For the year ended 30 April 2015

15 Retirement benefit obligations

The employees are members of the East London & Selkent pension scheme that is a defined benefit scheme under common control of the group entities. The cost of the Company contributions to the Group scheme amounted to £1,512,000 (year ended 30 April 2014: £1,592,000) being 3.5% (2014: 3.5%) of pensionable salary. Additionally, contributions of £757,000 (2014: £433,000) were made to a defined contribution scheme by the Company.

Prior to acquisition by Stagecoach Bus Holdings Limited, under IAS 19 the East London & Selkent pension scheme was accounted for as a defined benefit plan in the financial statements of the Group's ultimate UK parent company, East London Bus Group Holdings Limited, and defined contribution accounting was used for this and other Group companies. Following its acquisition by Stagecoach Bus Holdings Limited on 15 October 2010, the East London & Selkent pension scheme was accounted for as a defined benefit plan in the financial statements of fellow group undertaking East London Bus & Coach Company Limited. Defined contribution accounting is used for this and other group companies belonging to the scheme.

16 Provisions for liabilities

	Tyre provision £'000
Beginning of year	261
Utilitied in the year	(99)
End of year	162

All amounts have been disclosed as 'creditors: amounts falling due after more than one year' in the balance sheet.

Tyre Provision

The group hires the tyres on its fleet of buses and consequently would have to purchase tyres if a bus was to be sold. The provision is an estimate of the cost of buying tyres to fit on the lease vehicles within the fleet of buses and this shall occur once the lease term terminates.

17 Called up share capital and share premium account

	Ordinary shares £'000	Share premium £'000
Allotted, called up and fully paid		
Ordinary shares of £1 each		
At beginning and end of year		
- 3,931,000 (2014: 4,570,000) ordinary shares of £1 each	3,931	4,570

Notes to the financial statements (continued)

For the year ended 30 April 2015

18 Guarantees and other financial commitments

a) Lease commitments

The Company had commitments under non-cancellable operating leases. Future minimum rentals payable under these leases are as follows:

At 30 April 2015

	Land & buildings £'000	Plant & equipment £'000	Total £'000
Within one year	1,055	17	1,072
Between two and five years	-	11	11
	1,055	28	1,083

At 30 April 2014

	Land & buildings £'000	Plant & equipment £'000	Total £'000
Within one year	1,073	41	1,114
Between two and five years	-	19	19
	1,073	60	1,133

b) Contingent liabilities

The Company, together with certain other Group undertakings, is a member of a group for VAT purposes, and technically stands liable in the event of default by any other Group undertaking.

c) Cross guarantees

The Company is subject to a cross corporate guarantee in relation to the Stagecoach Group plc banking arrangements with the Bank of Scotland. There have been no instances where this guarantee has been called upon during the year and none are expected in the future.

Notes to the financial statements (continued)

For the year ended 30 April 2015

19 Share based payments

The Company operates a Buy as You Earn Scheme ("BAYE") which enables eligible employees to purchase shares from their gross income. The Company provides two matching shares for every share bought from the first £10 of monthly investment, subject to a maximum Company contribution of shares to the value of £20 per employee per month.

All share options referred to relate to ordinary shares of Stagecoach Group plc, the ultimate parent company

At 30 April 2015, there were 391 (2014: 360) participants in the BAYE scheme who have cumulatively purchased 211,506 (2014: 154,122) shares with the Company contributing 65,302 (2014: 50,816) matching shares on a cumulative basis. Dividends had been reinvested in a further 12,715 (2014: 6,519) shares for these participants.

Share based payment charges of £69,000 (2014: £68,000) have been recognised in the statement of comprehensive income during the year in relation to the scheme.

20 Related party transactions

The Company has taken advantage of the exemptions in accordance with the exemption allowed by FRS 101, no disclosure is made of transactions with wholly owned companies of the Stagecoach Group. Details of amounts owed to and from group undertakings are disclosed in aggregate in notes 11 and 13.

21 Ultimate parent undertaking

The Company's immediate holding company is Stagecoach Bus Holdings Limited (registered number SC176671) and its ultimate holding company and controlling party is Stagecoach Group plc (registered number SC100764) both registered in Scotland. Stagecoach Group plc heads the only group in which the results of the Company are consolidated. The financial statements of both Stagecoach Group plc and Stagecoach Bus Holdings Limited are available from the Company Secretary at the following address:

Stagecoach Group plc
Group Headquarters
10 Dunkeld Road
Perth
PH1 5TW