

**BP EASTERN MEDITERRANEAN LIMITED**

(Registered No.02239062)

WEDNESDAY



\*AAE25MEP\*

A45

29/09/2021

#375

COMPANIES HOUSE

**ANNUAL REPORT AND FINANCIAL STATEMENTS 2020**

Board of Directors: A S Ibrahim  
S Photiou  
M A Thomsen

The directors present the strategic report, their report and the audited financial statements for the year ended 31 December 2020.

**STRATEGIC REPORT****Results**

The loss for the year after taxation was €5,976,000 which, when deducted from the retained profit brought forward at 1 January 2020 of €16,487,000 together with an actuarial profit taken directly to reserves of €237,000, gives a total retained profit carried forward at 31 December 2020 of €10,748,000.

**Principal activities and review of the business**

The company is engaged in the purchasing and selling of petroleum products in Cyprus. It also provides services to other group undertakings within the bp group. The company has a branch operating in Cyprus.

The company is also in a 50:50 joint operating agreement with RAM Oil Cyprus Ltd, (a subsidiary company of Hellenic Petroleum Cyprus Ltd) at the Paphos International airport for the receipt, storage and distribution of aviation fuel into the joint operating facilities and the provision of into-plane services to each partner's customers. The scope of the joint operation will include, but not be restricted to the organisation, operation, maintenance and management of the joint operating facilities.

The key financial and other performance indicators during the year were as follows:

|  | 2020    | 2019   | Variance |
|--|---------|--------|----------|
|  | €000    | €000   | %        |
| Turnover                               | 24,178  | 83,846 | (71)     |
| Operating (loss) / profit              | (5,905) | 3,045  | (294)    |
| (Loss) / profit for the financial year | (5,976) | 3,130  | (291)    |
| Total equity                           | 17,308  | 23,013 | (25)     |

|              | 2020 | 2019 | Variance |
|--------------|------|------|----------|
|              | %    | %    |          |
| Quick ratio* | 526  | 364  | 162      |

\*Quick ratio is defined as current assets (excluding stocks, debtors falling due after one year, derivatives and other financial instruments falling due after one year and deferred tax assets) divided by current liabilities.

Turnover has decreased in 2020 due to the decrease in price and volume of sales. This is impacted by the Covid-19 pandemic, where in the months of April and May, there were many governments closing their borders. In subsequent months, sales began to increase gradually, albeit at very low levels compared to prior year. The impact of the Covid-19 pandemic has also led to a lower gross profit margin of 3% (2019 12%). The operating loss and loss for the financial year is primarily contributed by the significant decrease in gross profits and a marginal decline in distribution and marketing expenses. Total equity has reduced as a consequence of the loss incurred for the financial year.

## **STRATEGIC REPORT**

### **Section 172 (1) statement**

This section of the strategic report describes how the directors have had regard to the matters set out in section 172(1) (a) to (f), and forms the statement required under section 414 C of the Companies Act 2006 (the “Act”).

The role of the board of directors of the company plays an integral part in demonstrating how the directors have had regard to the matters set out in section 172(1). During the course of the year the following primary tasks were undertaken by the board of directors of the company:

- Defining and establishing purpose and strategy including, where relevant, having regard to the purpose, strategy, culture and values defined by BP p.l.c.;
- Monitoring the potential significant operational challenges presented by the COVID-19 pandemic, having regard to the company’s safe and reliable operations; and
- Assessing principal and emerging risks relevant to the company.

In light of the role of the board, and their primary tasks and considerations throughout the year (as described above), the directors have discharged their duties under section 172(1) in a way that they considered, in good faith, is most likely to promote the success of the company for the benefit of its members as a whole, having regard to the likely consequences of any decision in the long term and the broader interests of other stakeholders, as required by the Act. In doing so, the directors have considered, amongst other matters:

- a. The likely long-term consequences of the decision.
- b. The interests of the company’s employees.
- c. The need to foster the company’s business relationships with suppliers, customers and others.
- d. The impact of the company’s operations on the community and the environment.
- e. The desire to maintain the company’s reputation for high standards of business conduct.
- f. The need to act fairly between members of the company.

The directors also considered the interests of a wider set of stakeholders, including regulators, governments and businesses. Further information on the process behind how the BP p.l.c. board makes decisions that affect the stakeholders of its subsidiaries, including the company, can be found on pages 82 to 83 of BP p.l.c.’s Annual Report and Form 20-F 2020.

To support the directors in the discharge of their duties, and whilst making decisions on behalf of the company, the directors have access to bp central functions assurance support to identify matters which may have an impact on the proposed decision including, where relevant, the section 172 factors outlined above. To ensure the efficiency and effectiveness of engagement with key stakeholders identified by the company, certain stakeholder engagement is led by the bp group, particularly where the impact of a decision may impact the group’s reputation.

### ***Stakeholders***

The directors believe that engagement with its shareholders and wider stakeholder groups plays a vital role throughout bp’s business. During 2020, the directors reiterated their focus on engagement with key stakeholders, as well as an increased focus on environment, social and governance (“ESG”) matters. The following outlines key stakeholders identified by the bp group and the company, where relevant, and how their interests were taken into consideration during the decision making process where appropriate.

### ***Shareholders***

The directors identify that engagement with shareholders is of key importance to the ongoing success of the company and, as such, when taking decisions, the directors had regard to the company’s shareholders with regard to long-term value.

## **STRATEGIC REPORT**

### **Section 172 (1) statement (continued)**

#### ***Employees***

Employees are vital to the long-term success of the company. bp and its directors engage with employees and keep them informed on matters that concern them through bp's employee intranet and local sites, social media channels, annual 'Pulse' survey, town halls, site visits and webinars including topics such as quarterly results, strategy, the low carbon transition, and diversity. During 2020 restrictions associated with COVID-19, most engagements were conducted virtually. bp's 'Pulse' survey employee engagement score acts as a key performance indicator for bp.

bp, including the company, took the principal decision to undergo a reorganization, retiring the previous strategy and replacing it with a business model which is more focused, more integrated and faces the energy transition head on, 'Reinventing bp'. bp made the difficult decision to endorse the reinvention with associated job losses, which will ultimately see around 10,000 employees leave bp. bp's redundancy process and the directors engagement with employees was fair, transparent and objective with an environment of honesty, trust and co-operation that put the care and wellbeing of bp employees at the heart of the process. The reduction in the workforce was conducted in a manner which protected bp and the company's safe and reliable operations. Support was made available for the life transition associated with redundancy through the newly established myFuture programme and discretionary enhanced redundancy terms were offered, where relevant.

#### ***Customers and suppliers***

bp aims to put customers at the heart of everything it does. In 2020 bp considered its customer's interests by engaging in global customer brand tracking and collaborating with original equipment manufacturers on future technologies.

bp considered its supplier's interests through hosting workshops, including sessions focused on net zero, people and planet. In addition, university collaborations, including the Carbon Mitigation Initiative, an independent academic research programme based at Princeton University.

In addition, the board reviewed and considered the company's Modern Slavery Statement and disclosed its practices in respect of the same on an annual basis.

Furthermore, the board reviewed and considered the company's prompt payment reporting performance and disclosed its practices in respect of the same on a bi-annual basis.

#### ***Community and environment***

bp consults with communities, NGOs, academics and industry associations about the future of bp, with regard to the environment and social matters and the issues facing the world, drawing on their external expertise, input and challenge. In 2020 this included providing input to the EU methane strategy and supported the UK government's planned phase out of internal combustion engines.

In 2020 bp developed its updated position on biodiversity and new measures to help restore, maintain and enhance nature with input and constructive challenge from international nature and conservation organizations and experts including Conservation International, Fauna & Flora International (FFI), UNESCO and IUCN.

bp also updated its business and human rights policy in 2020 to address emerging human rights issues relevant to our industry, clarify our human rights commitments and communicate how bp's approach to managing human rights impacts has advanced. The update was supported by consultations with a wide range of NGOs, subject matter experts and investors.

## **STRATEGIC REPORT**

### **Section 172 (1) statement (continued)**

#### ***Maintaining a reputation for high standards of business conduct***

In 2020 bp launched its new sustainability frame, aims and objectives linked to the UN Sustainable Development Goals. bp's values of safety, respect, excellence, courage and one team define how the group, including the company and its board of directors, conduct business. Furthermore, bp's code of conduct is based upon its values and it sets clear expectations for how bp, the company and the relevant board of directors operate. The directors of the company continued to adhere, in good faith, to the bp code of conduct during the year, and oversee adherence to the bp code of conduct by the Company's employees to ensure the board and the company maintained a reputation for high standards of business conduct.

bp's code of conduct includes prohibitions on engaging in bribery or corruption in any form, in accordance with bp's group-wide anti-bribery and corruption policy and procedures. During the year, bp continued to engage suppliers and communicate expectations for managing bribery and corruption risk on behalf of bp, where relevant, for example the customer & products business delivered a regional annual contractor forum digitally, providing awareness of bribery and corruption risks.

Stakeholder considerations have been especially pertinent during the COVID-19 pandemic, whereby the bp group and the company, where relevant, has strived to keep its business viable for its shareholders and other stakeholders.

#### ***The company's principal decisions***

During the period the directors continued to monitor progress against the company's strategy, as highlighted in the principal activities section of the strategic report of the company, and decisions made by the directors were in respect of operational matters, in furtherance of the bp group's purpose.

### **Principal risks and uncertainties**

The company aims to deliver sustainable value by identifying and responding successfully to risks. Risk management is integrated into the process of planning and performance management for the bp group.

The risks listed below, separately or in combination, could have a material adverse effect on the implementation of the company's strategy, business, financial performance, results of operations, cash flows, liquidity, prospects, shareholder value and returns and reputation. Unless stated otherwise, further details on these risks are included within the risk factors in the strategic report of the bp group Annual Report and Form 20-F for the year ended 31 December 2020.

### **Strategic and commercial risks**

#### ***Prices and markets***

The company's financial performance is subject to fluctuating prices of oil, gas, petrochemicals and refined products, technological change, exchange rate fluctuations and the general macroeconomic outlook. Oil, gas and product prices are subject to international supply and demand and margins can be volatile. Political developments, increased supply of oil and gas or alternative low carbon energy sources, technological change, global economic conditions, public health situations (including the continued impact of the COVID-19 pandemic or any future epidemic or pandemic) and the influence of OPEC can impact supply and demand and prices for our products.

#### ***Major project delivery***

Failure to invest in the best opportunities or deliver major projects successfully could adversely affect the company's financial performance.

## **STRATEGIC REPORT**

### **Strategic and commercial risks (continued)**

#### ***Geopolitical***

The company is exposed to a range of political developments and consequent changes to the operating and regulatory environment could cause business disruption. These may in turn limit the company's ability to pursue new opportunities, affect the recoverability of its assets or cause it to incur additional costs. Political instability, changes to the regulatory environment or taxation, international trade disputes and barriers to free trade, international sanctions, expropriation or nationalization of property, civil strife, strikes, insurrections, acts of terrorism, acts of war and public health situations (including the continued impact of the COVID-19 pandemic or a future epidemic or pandemic) may disrupt or curtail its operations or development activities.

#### ***The impact of the UK's exit from the EU***

bp have been assessing the potential impact on the group of Brexit and the UK's future global relationships and have not identified any significant risk to the business.

#### ***Liquidity, financial capacity and financial, including credit, exposure***

Failure to work within the financial framework set by the bp group could impact the company's ability to operate and result in financial loss.

#### ***The impact of coronavirus (COVID-19)***

The spread of COVID-19 has caused significant volatility in the oil and gas prices and refining margins. bp's future financial performance will be impacted by the extent and duration of the current market conditions and the effectiveness of the actions that it and others take, including its financial interventions. bp's financial frame is designed to be robust to periods of low price, with flexibility to reduce cost and capital expenditure if required. We continue to assess the impact of COVID-19 on our staff and operations and have instigated appropriate mitigation plans.

#### ***Joint arrangements and contractors***

The company may have varying levels of control over the standards, operations and compliance of its partners, contractors and sub-contractors which could result in legal liability and reputational damage.

#### ***Digital infrastructure and cybersecurity***

Breach or failure of the company's or third parties' digital infrastructure or cyber security, including loss or misuse of sensitive information could damage its operations and reputation or increase costs.

#### ***Climate change and the transition to a lower carbon economy***

Developments in policy, law, regulation, technology and markets including societal and investor sentiment, related to the issue of climate change could increase costs, constrain the company's operations and affect our business plans and financial performance.

#### ***Competition***

Inability to remain efficient, maintain a high-quality portfolio of assets, innovate and retain an appropriately skilled workforce could negatively impact delivery of the company's strategy in a highly competitive market.

#### ***Crisis management and business continuity***

Potential disruption to the company's business and operations could occur if it does not address an incident effectively.

#### ***Insurance***

The bp group's insurance strategy could expose the bp group to material uninsured losses which in turn could adversely affect the company.

## **STRATEGIC REPORT**

### **Safety and operational risks**

#### ***Process safety, personal safety and environmental risks***

The company is exposed to a wide range of health, safety, security and environmental risks that could cause harm to people, the environment, the company's assets and result in regulatory action, legal liability, business interruption, increased costs, damage to its reputation and potentially denial of its licence to operate.

#### ***Security***

Hostile acts against the company's staff and activities could cause harm to people and disrupt its operations.

#### ***Product quality***

Supplying customers with off-specification products could damage the company's reputation, lead to regulatory action and legal liability, and potentially impact its financial performance.

### **Compliance and control risks**

#### ***Ethical misconduct and non-compliance***

Ethical misconduct or breaches of applicable laws by the company's businesses or its employees could be damaging to its reputation, and could result in litigation, regulatory action and penalties.

#### ***Regulation***

Changes in the regulatory and legislative environment could increase the cost of compliance and affect the company's provisions.

#### ***Treasury and trading activities***

Ineffective oversight of treasury and trading activities could lead to business disruption, financial loss, regulatory intervention or damage to the company's reputation.

#### ***Reporting***

Failure to accurately report the company's data could lead to regulatory action, legal liability and reputational damage.

#### ***The impact of reinventing bp on the organization***


Last year it was announced that we are reinventing bp to help deliver our ambition. This significant reorganization includes a new structure, a new leadership team, new ways of working and a reduction in the size of bp's office based workforce. The risks associated with these changes have been identified, assessed and managed with the support of project management offices. As part of bp's three lines of defence, our businesses, integrators, enablers and internal audit are working to deliver clear accountabilities and the associated planned workload reduction. All individuals changing roles or leaving bp are required to complete a management of change.

## **STRATEGIC REPORT**

### **Financial risk management**

The company is exposed to a number of different financial risks arising from natural business exposures as well as its use of financial instruments including market risks relating to commodity prices, foreign currency exchange rates and interest rates; credit risk; and liquidity risk. Further details on these financial risks are included within Note 29 of the bp group Annual Report and Form 20-F for the year ended 31 December 2020.

Authorized for issue on behalf of the Board

DocuSigned by:  
  
29-Sep-2021  
DC02C42451F8495...  
A S Ibrahim  
Director

### **Registered Office:**

Chertsey Road  
Sunbury on Thames  
Middlesex  
TW16 7BP  
United Kingdom

**DIRECTORS' REPORT****BP EASTERN MEDITERRANEAN LIMITED****Directors**

The present directors are listed on page 1.

A S Ibrahim and S Photiou served as directors throughout the financial year. Changes since 1 January 2020 are as follows:

|             | <u>Appointed</u> | <u>Resigned</u> |
|-------------|------------------|-----------------|
| M A Thomsen | 1 July 2020      | —               |
| J P Platt   | —                | 1 July 2020     |

**Directors' indemnity**

The company indemnifies the directors in its Articles of Association to the extent allowed under section 232 of the Companies Act 2006. Such qualifying third party indemnity provisions for the benefit of the company's directors remain in force at the date of this report.

**Dividends**

The company has not declared any dividends during the year (2019 €Nil). The directors do not propose the payment of a dividend.

**Financial instruments**

In accordance with section 414C of the Companies Act 2006 the directors have included information regarding financial instruments as required by Schedule 7 (Part 1.6) of the Large and Medium-sized Companies and Groups (Accounts and Reports) Regulations 2008 in the strategic report under Financial risk management.

**Going concern**

The directors have assessed the prospects of the company over a period of at least 12 months. The directors have considered expectations of the position and performance of the company over this period, taking account of its short-term and longer-range plans. Taking into account the company's current position and its principal risks on pages 1-6, the directors have a reasonable expectation that the company will be able to continue in operation and meet its liabilities as they fall due over at least the next 12 months.

Since 1 January 2020, there has been significant volatility in the oil and gas prices and refining margins, in large part due to the impact of the international spread of COVID-19 (Coronavirus) and geopolitical factors. The impact of COVID-19 and the current economic environment on the basis of preparation of these financial statements has been considered.

Liquidity and financing is managed within bp under pooled group-wide arrangements which include the company. As part of assuring the going concern basis of preparation for the company, the ability and intent of the bp group to support the company has been taken into consideration. The bp group financial statements continue to be prepared on a going concern basis. Forecast liquidity extending at least twelve months from the date of approval of these financial statements has been assessed at a group level under a number of scenarios and a reverse stress test performed to support the group's going concern assertion. In addition, group management of bp have confirmed that the existing intra-group funding and liquidity arrangements as currently constituted are expected to continue for the foreseeable future, being no less than twelve months from the approval of these financial statements.



## **DIRECTORS' REPORT**

### **Going concern (continued)**

The company has ongoing funding arrangements with BP International Limited to manage its working capital as well as investing activities. The directors' assessment has taken into account the ability of both the company and bp group to ensure availability of funds at least twelve months from the date of approval of these financial statements.

In assessing the prospects of BP Eastern Mediterranean Limited, the directors noted that such assessment is subject to a degree of uncertainty that can be expected to increase looking out over time and, accordingly, that future outcomes cannot be guaranteed or predicted with certainty.

Having a reasonable expectation that the company has adequate resources to continue in operational existence for at least the next 12 months from the date these financial statements were approved, the directors consider it appropriate to continue to adopt the going concern basis of accounting in preparing the financial statements.

### **Future developments**

The directors consider that, despite the uncertainties deriving from the current economic environment and the loss reported for the year, the company has adequate resources to continue in operational existence for at least the next 12 months from the date these financial statements were approved.

It is the intention of the directors that the business of the company will continue for the foreseeable future.

### **Branches**

The company has overseas branches established in the following member states of the European Union: Cyprus.

### **Stakeholder statement**

#### **Engagement with other stakeholders**

The board of directors of the company aims to foster enduring relationships with governments, customers, partners, suppliers and communities in the countries where it operates. The directors work with business partners in an honest, respectful and responsible way and seek to work with others who share the company's commitments to safety and ethics and compliance.

The company's activities, and the decisions of its directors, affect a wide variety of individuals and organizations. The directors engage with these stakeholders and listen to their differing needs and priorities as an everyday part of business, utilising the input and feedback to inform the directors' decision making process on behalf of the company.

As noted in the section 172 (1) statement, responsibility for decisions that impact the entire group is taken at BP p.l.c. level. On behalf of the company, the bp group is a member of industry associations that offer opportunities to share good practices and collaborate on issues of importance. Additionally, the bp group works with governments on a range of issues that are relevant to its business, from regulatory compliance, to understanding tax liabilities, to collaborating on community initiatives.

The bp group also seeks to engage with customers through forums such as social media, focus groups and in-depth interviews with customers to better understand customer's needs and seek their feedback.

## **DIRECTORS' REPORT**

### **Stakeholder statement (continued)**

#### **Engagement with other stakeholders (continued)**

In relation to the company's relationship and engagement with governments, regulators, community and environment, please refer to the company's section 172 (1) statement.

For further information on the process behind how the BP p.l.c. board makes decisions that affect the stakeholders of its subsidiaries, including the company, please refer to the section 172 (1) statement available in the BP p.l.c. Annual Report and Form 20-F 2020.

During the year the directors continued with the implementation of the company's strategy, as highlighted in the strategic report in respect of the principal activities of the company, and decisions made by the directors were in respect of operational matters, in furtherance of the bp group purpose.

#### **Auditors**

Pursuant to section 487 of the Companies Act 2006, Deloitte LLP have expressed their willingness to continue in office as auditors and are therefore deemed reappointed as auditors.


#### **Directors' statement as to the disclosure of information to the auditor**

The directors who were members of the board at the time of approving the directors' report are listed on page 1. Having made enquiries of fellow directors and of the company's auditor, each of these directors confirms that:

- To the best of each director's knowledge and belief, there is no information relevant to the preparation of the auditor's report of which the company's auditor is unaware; and
- Each director has taken all the steps a director might reasonably be expected to have taken to be aware of relevant audit information and to establish that the company's auditor is aware of that information.

This confirmation is given and should be interpreted in accordance with section 418 of the Companies Act 2006.

Authorized for issue on behalf of the Board

DocuSigned by:  
  
29-Sep-2021  
DC02C42451F8495...  
A S Ibrahim  
Director

Registered Office:

Chertsey Road  
Sunbury on Thames  
Middlesex  
TW16 7BP  
United Kingdom

**STATEMENT OF DIRECTORS' RESPONSIBILITIES IN RESPECT  
OF THE FINANCIAL STATEMENTS**

**BP EASTERN MEDITERRANEAN LIMITED**

The directors are responsible for preparing the Annual Report and the financial statements in accordance with applicable UK law and regulations.

Company law requires the directors to prepare financial statements for each financial year. Under that law the directors have elected to prepare the financial statements in accordance with United Kingdom Generally Accepted Accounting Practice (United Kingdom Accounting Standards and applicable law) including Financial Reporting Standard 101 'Reduced Disclosure Framework'. Under company law the directors must not approve the financial statements unless they are satisfied that they give a true and fair view of the state of affairs of the company and the profit or loss for that period. In preparing these financial statements, the directors are required to:

- select suitable accounting policies and then apply them consistently;
- make judgements and estimates that are reasonable and prudent;
- state whether applicable United Kingdom accounting standards have been followed, subject to any material departures disclosed and explained in the financial statements; and
- prepare the financial statements on the going concern basis unless it is inappropriate to presume that the company will continue in business.

The directors are responsible for keeping adequate accounting records that are sufficient to show and explain the company's transactions and disclose with reasonable accuracy at any time the financial position of the company and enable them to ensure that the financial statements comply with the Companies Act 2006. They are also responsible for safeguarding the assets of the company and hence for taking reasonable steps for the prevention and detection of fraud and other irregularities.

The directors confirm that they have complied with these requirements. Details of the directors' assessment of going concern are provided in the directors' report.

## **INDEPENDENT AUDITOR'S REPORT**

### **TO THE MEMBERS OF BP EASTERN MEDITERRANEAN LIMITED**

#### **Report on the audit of the financial statements**

##### **Opinion**

In our opinion the financial statements of BP Eastern Mediterranean Limited (the company):

- give a true and fair view of the state of the company's affairs as at 31 December 2020 and of its loss for the year then ended;
- have been properly prepared in accordance with United Kingdom Generally Accepted Accounting Practice, including Financial Reporting Standard 101 "Reduced Disclosure Framework"; and
- have been prepared in accordance with the requirements of the Companies Act 2006.

We have audited the financial statements which comprise:

- the profit and loss account;
- the statement of comprehensive income;
- the balance sheet;
- the statement of changes in equity; and
- the related notes 1 to 25.

The financial reporting framework that has been applied in their preparation is applicable law and United Kingdom Accounting Standards, including Financial Reporting Standard 101 "Reduced Disclosure Framework" (United Kingdom Generally Accepted Accounting Practice).

##### **Basis for opinion**

We conducted our audit in accordance with International Standards on Auditing (UK) (ISAs (UK)) and applicable law. Our responsibilities under those standards are further described in the auditor's responsibilities for the audit of the financial statements section of our report.

We are independent of the company in accordance with the ethical requirements that are relevant to our audit of the financial statements in the UK, including the Financial Reporting Council's (the 'FRC's') Ethical Standard, and we have fulfilled our other ethical responsibilities in accordance with these requirements. We believe that the audit evidence we have obtained is sufficient and appropriate to provide a basis for our opinion.

##### **Conclusions relating to going concern**

In auditing the financial statements, we have concluded that the directors' use of the going concern basis of accounting in the preparation of the financial statements is appropriate.

Based on the work we have performed, we have not identified any material uncertainties relating to events or conditions that, individually or collectively, may cast significant doubt on the company's ability to continue as a going concern for a period of at least twelve months from when the financial statements are authorised for issue.

Our responsibilities and the responsibilities of the directors with respect to going concern are described in the relevant sections of this report.

##### **Other information**

The other information comprises the information included in the annual report, other than the financial statements and our auditor's report thereon. The directors are responsible for the other information contained within the annual report. Our opinion on the financial statements does not cover the other information and, except to the extent otherwise explicitly stated in our report, we do not express any form of assurance conclusion thereon.

Our responsibility is to read the other information and, in doing so, consider whether the other information is materially inconsistent with the financial statements or our knowledge obtained in the audit, or otherwise appears to be materially misstated. If we identify such material inconsistencies or apparent material misstatements, we are required to determine whether this gives rise to a material misstatement in the financial statements themselves. If, based on the work we have performed, we conclude that there is a material misstatement of this other information, we are required to report that fact.

We have nothing to report in this regard.

## **INDEPENDENT AUDITOR'S REPORT**

### **Responsibilities of directors**

As explained more fully in the statement of directors' responsibilities, the directors are responsible for the preparation of the financial statements and for being satisfied that they give a true and fair view, and for such internal control as the directors determine is necessary to enable the preparation of financial statements that are free from material misstatement, whether due to fraud or error.

In preparing the financial statements, the directors are responsible for assessing the company's ability to continue as a going concern, disclosing, as applicable, matters related to going concern and using the going concern basis of accounting unless the directors either intend to liquidate the company or to cease operations, or have no realistic alternative but to do so.

### **Auditor's responsibilities for the audit of the financial statements**

Our objectives are to obtain reasonable assurance about whether the financial statements as a whole are free from material misstatement, whether due to fraud or error, and to issue an auditor's report that includes our opinion. Reasonable assurance is a high level of assurance, but is not a guarantee that an audit conducted in accordance with ISAs (UK) will always detect a material misstatement when it exists. Misstatements can arise from fraud or error and are considered material if, individually or in the aggregate, they could reasonably be expected to influence the economic decisions of users taken on the basis of these financial statements.

A further description of our responsibilities for the audit of the financial statements is located on the FRC's website at: [www.frc.org.uk/auditorsresponsibilities](http://www.frc.org.uk/auditorsresponsibilities). This description forms part of our auditor's report.

### **Extent to which the audit was considered capable of detecting irregularities, including fraud**

Irregularities, including fraud, are instances of non-compliance with laws and regulations. We design procedures in line with our responsibilities, outlined above, to detect material misstatements in respect of irregularities, including fraud. The extent to which our procedures are capable of detecting irregularities, including fraud is detailed below.

We considered the nature of the company's industry and its control environment, and reviewed the company's documentation of their policies and procedures relating to fraud and compliance with laws and regulations. We also enquired of management about their own identification and assessment of the risks of irregularities.

We obtained an understanding of the legal and regulatory frameworks that the company operates in, and identified the key laws and regulations that:

- had a direct effect on the determination of material amounts and disclosures in the financial statements. These included UK Companies Act, pensions legislation, tax legislation; and
- do not have a direct effect on the financial statements but compliance with which may be fundamental to the company's ability to operate or to avoid a material penalty. These included the company's operating licence, regulatory solvency requirements and environmental regulations.

We discussed among the audit engagement team regarding the opportunities and incentives that may exist within the organisation for fraud and how and where fraud might occur in the financial statements.

In common with all audits under ISAs (UK), we are also required to perform specific procedures to respond to the risk of management override. In addressing the risk of fraud through management override of controls, we tested the appropriateness of journal entries and other adjustments; assessed whether the judgements made in making accounting estimates are indicative of a potential bias; and evaluated the business rationale of any significant transactions that are unusual or outside the normal course of business.

In addition to the above, our procedures to respond to the risks identified included the following:

- reviewing financial statement disclosures by testing to supporting documentation to assess compliance with provisions of relevant laws and regulations described as having a direct effect on the financial statements;
- performing analytical procedures to identify any unusual or unexpected relationships that may indicate risks of material misstatement due to fraud;
- enquiring of management and external legal counsel concerning actual and potential litigation and claims, and instances of non-compliance with laws and regulations; and
- reading minutes of meetings of those charged with governance.

## **INDEPENDENT AUDITOR'S REPORT**

### **Report on other legal and regulatory requirements**

#### **Opinions on other matters prescribed by the Companies Act 2006**

In our opinion, based on the work undertaken in the course of the audit:

- the information given in the strategic report and the directors' report for the financial year for which the financial statements are prepared is consistent with the financial statements; and
- the strategic report and the directors' report have been prepared in accordance with applicable legal requirements.

In the light of the knowledge and understanding of the company and its environment obtained in the course of the audit, we have not identified any material misstatements in the strategic report or the directors' report.

#### **Matters on which we are required to report by exception**

Under the Companies Act 2006 we are required to report in respect of the following matters if, in our opinion:


- adequate accounting records have not been kept, or returns adequate for our audit have not been received from branches not visited by us; or
- the financial statements are not in agreement with the accounting records and returns; or
- certain disclosures of directors' remuneration specified by law are not made; or
- we have not received all the information and explanations we require for our audit.

We have nothing to report in respect of these matters.

#### **Use of our report**

This report is made solely to the company's members, as a body, in accordance with Chapter 3 of Part 16 of the Companies Act 2006. Our audit work has been undertaken so that we might state to the company's members those matters we are required to state to them in an auditor's report and for no other purpose. To the fullest extent permitted by law, we do not accept or assume responsibility to anyone other than the company and the company's members as a body, for our audit work, for this report, or for the opinions we have formed.

DocuSigned by:

 29-Sep-2021  
A7E8E1FBAB614D3...

David Holtam FCA (Senior Statutory Auditor)

**for and on behalf of Deloitte LLP Statutory Auditor**

London, United Kingdom

**PROFIT AND LOSS ACCOUNT****FOR THE YEAR ENDED 31 DECEMBER 2020****BP EASTERN MEDITERRANEAN LIMITED**

|   |             | <u>2020</u>           | <u>2019</u>         |
|---|-------------|-----------------------|---------------------|
|   | <b>Note</b> | <b>€000</b>           | <b>€000</b>         |
| <b>Turnover</b>                               | <b>3</b>    | 24,178                | 83,846              |
| <b>Cost of sales</b>                          |             | <u>(23,335)</u>       | <u>(73,410)</u>     |
| <b>Gross profit</b>                           |             | 843                   | 10,436              |
| <br>Distribution and marketing expenses       |             | <br>(6,594)           | <br>(7,391)         |
| Impairment of tangible assets                 |             | (154)                 | —                   |
| <b>Operating (loss) / profit</b>              | <b>4</b>    | <u>(5,905)</u>        | <u>3,045</u>        |
| <br>Interest receivable and similar income    | <b>6</b>    | <br>112               | <br>623             |
| Interest payable and similar expenses         | <b>7</b>    | (66)                  | (127)               |
| Other finance expenses                        | <b>8</b>    | <u>(29)</u>           | <u>(50)</u>         |
| <b>(Loss) / profit before taxation</b>        |             | <u>(5,888)</u>        | <u>3,491</u>        |
| <br>Tax on (loss) / profit                    | <b>9</b>    | <br>(88)              | <br>(361)           |
| <b>(Loss) / profit for the financial year</b> |             | <u><u>(5,976)</u></u> | <u><u>3,130</u></u> |

The loss of €5,976,000 for the year ended 31 December 2020 was derived in its entirety from continuing operations.

**STATEMENT OF COMPREHENSIVE INCOME****FOR THE YEAR ENDED 31 DECEMBER 2020****BP EASTERN MEDITERRANEAN LIMITED**


|  | <u>2020</u>           | <u>2019</u>         |
|--|-----------------------|---------------------|
|  | €000                  | €000                |
| <b>(Loss) / profit for the financial year</b>  | (5,976)               | 3,130               |
| <b>Other comprehensive income</b>  |                       |                     |
| <b>Items that will not be reclassified to profit or loss</b>                           |                       |                     |
| Remeasurements of the net pension and other post-retirement benefit liability or asset | 292                   | (184)               |
| Income tax relating to items that will not be reclassified                             | <u>(55)</u>           | <u>31</u>           |
| <b>Other comprehensive income for the year net of tax</b>                              | <u>237</u>            | <u>(153)</u>        |
| <b>Total comprehensive income for the year</b>   | <u><u>(5,739)</u></u> | <u><u>2,977</u></u> |



**BALANCE SHEET****AS AT 31 DECEMBER 2020****BP EASTERN MEDITERRANEAN LIMITED****(Registered No.02239062)**

|  | Note | 2020<br>€000 | 2019<br>€000 |
|--|------|--------------|--------------|
| <b>Fixed assets</b>                            |      |              |              |
| Tangible assets                                | 11   | 3,536        | 4,128        |
| <b>Current assets</b>                          |      |              |              |
| Stocks   | 12   | 3,802        | 5,851        |
| Debtors - amounts falling due:                 |      |              |              |
| within one year                                | 13   | 15,517       | 23,111       |
| after one year                                 | 13   | 26           | 81           |
| Deferred tax assets                            | 9    | 666          | 710          |
| Cash at bank and in hand                       |      | 870          | 989          |
|  |      | 20,881       | 30,742       |
| Creditors: amounts falling due within one year | 14   | (2,502)      | (6,095)      |
| Lease liabilities                              | 15   | (739)        | (718)        |
| <b>Net current assets</b>                      |      | 17,640       | 23,929       |
| <b>TOTAL ASSETS LESS CURRENT LIABILITIES</b>   |      | 21,176       | 28,057       |
| Lease liabilities                              | 15   | (1,232)      | (1,966)      |
| <b>Provisions for liabilities and charges</b>  |      |              |              |
| Other provisions                               | 17   | (35)         | (35)         |
| Defined benefit pension plans deficit          | 23   | (240)        | (412)        |
| Other post-retirement benefits plan deficit    | 24   | (2,361)      | (2,631)      |
| <b>NET ASSETS</b>                              |      | 17,308       | 23,013       |
| <b>Capital and reserves</b>                    |      |              |              |
| Called up share capital                        | 19   | 6,378        | 6,378        |
| Other reserves                                 | 20   | 182          | 148          |
| Profit and loss account                        | 20   | 10,748       | 16,487       |
| <b>TOTAL EQUITY</b>                            |      | 17,308       | 23,013       |

Authorized for issue on behalf of the Board

DocuSigned by:  


29-Sep-2021

DC02C42451F8495...

A S Ibrahim

Director

**STATEMENT OF CHANGES IN EQUITY****FOR THE YEAR ENDED 31 DECEMBER 2020****BP EASTERN MEDITERRANEAN LIMITED**

|  | Called up<br>share capital<br>(Note 19)<br>€000 | Other<br>reserves<br>(Note 20)<br>€000 | Profit and<br>loss account<br>(Note 20)<br>€000 | Total<br>€000 |
|--|---|--|---|---------------|
| <b>Balance at 1 January 2019</b>                             | 6,378   | —                                      | 13,510  | 19,888        |
| Profit for the financial year                                | —   | —                                      | 3,130   | 3,130         |
| Other comprehensive income for the year                      | —   | —                                      | (153)   | (153)         |
| <b>Total comprehensive income for the year</b>               | —   | —                                      | 2,977   | 2,977         |
| Capital contribution for equity-settled share-based payments | —   | 148                                    | —   | 148           |
| <b>Balance at 31 December 2019</b>                           | 6,378   | 148                                    | 16,487  | 23,013        |
| Loss for the financial year                                  | —   | —                                      | (5,976)   | (5,976)       |
| Other comprehensive income for the year                      | —   | —                                      | 237   | 237           |
| <b>Total comprehensive income for the year</b>               | —   | —                                      | (5,739)   | (5,739)       |
| Capital contribution for equity-settled share-based payments | —   | 34                                     | —   | 34            |
| <b>Balance at 31 December 2020</b>                           | 6,378   | 182                                    | 10,748  | 17,308        |

**NOTES TO THE FINANCIAL STATEMENTS****FOR THE YEAR ENDED 31 DECEMBER 2020****BP EASTERN MEDITERRANEAN LIMITED****1. Authorisation of financial statements and statement of compliance with Financial Reporting Standard 101 Reduced Disclosure Framework (FRS 101)**

The financial statements of BP Eastern Mediterranean Limited for the year ended 31 December 2020 were approved by the board of directors on 24 September 2021 and the balance sheet was signed on the board's behalf by A S Ibrahim. BP Eastern Mediterranean Limited is a private company, limited by shares incorporated, domiciled and registered in England and Wales (registered number 02239062). The company's registered office is at Chertsey Road, Sunbury on Thames, Middlesex, TW16 7BP. These financial statements were prepared in accordance with Financial Reporting Standard 101 'Reduced Disclosure Framework' (FRS 101) and the provisions of the Companies Act 2006.

**2. Significant accounting policies, judgements, estimates and assumptions**

The significant accounting policies and critical accounting judgements, estimates and assumptions of the company are set out below.

**Basis of preparation**

These financial statements have been prepared in accordance with FRS 101. The financial statements have been prepared under the historical cost convention. Historical cost is generally based on the fair value of the consideration given in exchange for the assets.

The accounting policies that follow have been consistently applied to all years presented, except where otherwise indicated.

As permitted by FRS 101, the company has taken advantage of the disclosure exemptions available under that standard in relation to:

- (a) the requirements of paragraphs 45(b) and 46 to 52 of IFRS 2 Share-based Payment
- (b) the requirements of IFRS 7 Financial Instruments: Disclosures
- (c) the requirements of paragraphs 91 – 99 of IFRS 13 Fair Value Measurement
- (d) the requirements of paragraphs 10(d), 10(f), 16, 38A, 38B, 38C, 38D, 40A, 40B, 40C, 40D, 111 and 134 to 136 of IAS 1 Presentation of Financial Statements
- (e) the requirement in paragraph 38 of IAS 1 Presentation of Financial Statements to present comparative information in respect of
  - (i) paragraph 79(a)(iv) of IAS 1
  - (ii) paragraph 73(e) of IAS 16 Property, Plant and Equipment
- (f) the requirements of IAS 7 Statement of Cash Flows
- (g) the requirements of paragraphs 30 and 31 of IAS 8 Accounting Policies, Changes in Accounting Estimates and Errors in relation to standards not yet effective
- (h) the requirements of paragraph 17 and 18A of IAS 24 Related Party Disclosures
- (i) the requirements of IAS 24 Related Party Disclosures to disclose related party transactions entered into between two or more members of a group, provided that any subsidiary which is a party to the transaction is wholly owned by such a member
- (j) the requirements of paragraphs 130(f)(ii), 130(f)(iii), 134(d) to 134(f) and 135(c)-135(e) of IAS 36, Impairment of Assets
- (k) the requirement of the second sentence of paragraph 110 and paragraphs 113(a), 114, 115, 118, 119(a) to (c), 120 to 127 and 129 of IFRS 15 Revenue from Contracts with Customers
- (l) The requirements of paragraph 52, the second sentence of paragraph 89, and paragraphs 90, 91 and 93 of IFRS 16 Leases.

## NOTES TO THE FINANCIAL STATEMENTS

### 2. Significant accounting policies, judgements, estimates and assumptions (continued)

#### Basis of preparation (continued)

As permitted by FRS 101, the company has taken advantage of the disclosure exemptions available under that standard in relation to (continued):

- (m) The requirements of paragraph 58 of IFRS 16 Leases, provided that the disclosure of details of indebtedness required by paragraph 61(1) of Schedule 1 to the Regulations is presented separately for lease liabilities and other liabilities, and in total.

Where required, equivalent disclosures are given in the group financial statements of BP p.l.c. The group financial statements of BP p.l.c. are available to the public and can be obtained as set out in Note 25.

The financial statements are presented in Euro and all values are rounded to the nearest thousand Euro (€000), except where otherwise indicated.

#### Significant accounting policies: use of judgements, estimates and assumptions

Inherent in the application of many of the accounting policies used in preparing the financial statements is the need for management to make judgements, estimates and assumptions that affect the reported amounts of assets and liabilities and the disclosure of contingent assets and liabilities at the date of the financial statements and the reported amounts of revenues and expenses during the period. Actual outcomes could differ from the estimates and assumptions used. The accounting judgements and estimates that have a significant impact on the results of the company are set out within the boxed text below, and should be read in conjunction with the information provided in the Notes to the financial statements.

The areas requiring the most significant judgement and estimation in the preparation of the financial statements are: provisions; and pensions and other post-retirement benefits.

Judgements and estimates, not all of which are significant, made in assessing the impact of the COVID-19 pandemic, and climate change and the energy transition on the financial statements are also set out in boxed text below. Where an estimate has a significant risk of resulting in a material adjustment to the carrying amounts of assets and liabilities within the next financial year this is specifically noted within the boxed text.

Climate change, the energy transition, bp's strategy to 2030 and ambition to become a net-zero company by 2050 or sooner were considered in preparing the bp group consolidated financial statements. These issues are not expected to have significant impacts on the currently reported amounts of the company's assets and liabilities.

---

#### **Judgements and estimates made in assessing the impact of the COVID-19 pandemic and the economic environment**

In preparing the financial statements, the following areas involving judgement and estimates were identified as most relevant with regards to the impact of the COVID-19 pandemic and current economic environment.

##### ***Going concern***

Forecast liquidity for the bp group has been assessed under a number of stressed scenarios and a reverse stress test was performed to support the going concern assertion. No material uncertainties over going concern or significant judgements or estimates in the assessment were identified.

---

##### ***Pensions and other post-retirement benefits***

The volatility in the financial markets during 2020 impacted the assumptions used for determining the fair value of plan assets and the present value of defined benefit obligations in the group's defined benefit pension plans. See significant estimate: pensions and other post-retirement benefits and notes 23 and 24 for further information.

---

## **NOTES TO THE FINANCIAL STATEMENTS**

### **Significant accounting policies**

#### **Going concern**

The directors have a reasonable expectation that the company has adequate resources to continue in operational existence for at least the next 12 months from the date these financial statements were approved and the financial statements have therefore been prepared under the going concern basis.

For further detail on the directors' going concern assessment, please refer to the directors' report.

#### **Foreign currency**

The functional and presentation currency of the financial statements is Euro. The functional currency is the currency of the primary economic environment in which an entity operates and is normally the currency in which the entity primarily generates and expends cash.

Transactions in foreign currencies are initially recorded in the functional currency by applying the rate of exchange ruling at the date of the transaction. Where this is not practical and exchange rates do not fluctuate materially the average rate has been used. Monetary assets and liabilities denominated in foreign currencies are retranslated into the functional currency at the spot exchange on the balance sheet date. Any resulting exchange differences are included in the profit and loss account, unless hedge accounting is applied. Non-monetary assets and liabilities, other than those measured at fair value, are not retranslated subsequent to initial recognition.

#### **Investments**

##### *Interests in joint arrangements*

A joint arrangement is an arrangement in which two or more parties have joint control. Joint control is the contractually agreed sharing of control of an arrangement, which exists only when decisions about the relevant activities require the unanimous consent of the parties sharing control.

A joint operation is a joint arrangement whereby the parties that have joint control of the arrangement have rights to the assets, and obligations for the liabilities, relating to the arrangement. The company recognizes, on a line-by-line basis, its share of the assets, liabilities and expenses of these joint operations incurred jointly with the other partners, along with the company's income from the sale of its share of the output and any liabilities and expenses that the company has incurred in relation to the joint operation.

#### **Tangible assets**

Tangible assets owned by the company are stated at cost, less accumulated depreciation and accumulated impairment losses. The initial cost of an asset comprises its purchase price or construction cost, any costs directly attributable to bringing the asset into the location and condition necessary for it to be capable of operating in the manner intended by management, the initial estimate of any decommissioning obligation, if any, and, for assets that necessarily take a substantial period of time to get ready for their intended use, directly-attributable finance costs. The purchase price or construction cost is the aggregate amount paid and the fair value of any other consideration given to acquire the asset.

Expenditure on major maintenance refits or repairs comprises the cost of replacement assets or parts of assets, inspection costs and overhaul costs. Where an asset or part of an asset that was separately depreciated is replaced and it is probable that future economic benefits associated with the item will flow to the company, the expenditure is capitalized and the carrying amount of the replaced asset is derecognized. Inspection costs associated with major maintenance programmes are capitalized and amortized over the period to the next inspection. Overhaul costs for major maintenance programmes, and all other maintenance costs are expensed as incurred.

## NOTES TO THE FINANCIAL STATEMENTS

### 2. Significant accounting policies, judgements, estimates and assumptions (continued)

#### Significant accounting policies (continued)

##### Tangible assets (continued)

Tangible assets are depreciated on a straight-line basis over their expected useful lives. The typical useful lives of the company's tangible assets are as follows:

|                             |          |
|-----------------------------|----------|
| Buildings on leasehold land | 10 years |
| Computer hardware           | 4 years  |
| Computer software           | 3 years  |
| Plant and machinery         | 10 years |

The expected useful lives and depreciation method of tangible assets are reviewed on an annual basis and, if necessary, changes in useful lives or the depreciation method are accounted for prospectively.

The carrying amounts of tangible assets are reviewed for impairment whenever events or changes in circumstances indicate the carrying value may not be recoverable.

An item of tangible assets is derecognized upon disposal or when no future economic benefits are expected to arise from the continued use of the asset. Any gain or loss arising on derecognition of the asset (calculated as the difference between the net disposal proceeds and the carrying amount of the item) is included in the profit and loss account in the period in which the item is derecognized.

##### Impairment of intangible and tangible assets

The company assesses assets or groups of assets, called cash-generating units (CGUs) for impairment whenever events or changes in circumstances indicate that the carrying value of an asset may not be recoverable, for example, changes in the company's business plans, plans to dispose rather than retain assets, changes in commodity prices, low plant utilization, evidence of physical damage or, for oil and gas assets, significant downward revisions of estimated reserves or increases in estimated future development expenditure or decommissioning costs. If any such indication of impairment exists, the company makes an estimate of the asset's recoverable amount. Individual assets are grouped for impairment assessment purposes at the lowest level at which there are identifiable cash flows that are largely independent of the cash flows of other groups of assets. An asset group's recoverable amount is the higher of its fair value less costs to sell and its value in use. If it is probable that the value of the CGU will primarily be recovered through a disposal transaction, the expected disposal proceeds are considered in determining the recoverable amount. Where the carrying amount of an asset group exceeds its recoverable amount, the asset group is considered impaired and is written down to its recoverable amount.

In assessing value in use, the estimated future cash flows are adjusted for the risks specific to the asset group that are not reflected in the discount rate and are discounted to their present value typically using a pre-tax discount rate that reflects current market assessments of the time value of money.

Fair value less costs to sell is identified as the price that would be received to sell the asset in an orderly transaction between market participants and does not reflect the effects of factors that may be specific to the entity and not applicable to entities in general. In limited circumstances where recent market transactions are not available for reference, discounted cash flow techniques are applied. Where discounted cash flow analyses are used to calculate fair value less costs of disposal, estimates are made about the assumptions market participants would use when pricing the asset, CGU or group of CGUs containing goodwill and the test is performed on a post-tax basis.

## NOTES TO THE FINANCIAL STATEMENTS

### 2. Significant accounting policies, judgements, estimates and assumptions (continued)

#### Significant accounting policies (continued)

##### Impairment of intangible and tangible assets (continued)

An assessment is made at each reporting date as to whether there is any indication that previously recognized impairment losses may no longer exist or may have decreased. If such an indication exists, the recoverable amount is estimated. A previously recognized impairment loss is reversed only if there has been a change in the estimates used to determine the asset's recoverable amount since the last impairment loss was recognized. If that is the case, the carrying amount of the asset is increased to its recoverable amount. That increased amount cannot exceed the carrying amount that would have been determined, net of depreciation, had no impairment loss been recognized for the asset in prior years. Such reversal is recognized in profit or loss. After such a reversal, the depreciation charge is adjusted in future years to allocate the asset's revised carrying amount, less any residual value, on a systematic basis over its remaining useful life.

##### Stocks

Stocks, other than stocks held for trading purposes, are stated at the lower of cost and net realizable value. Cost is determined by the first-in first-out method and comprises direct purchase costs, cost of production, transportation and manufacturing expenses. Net realizable value is based on estimated selling price less any further costs expected to be incurred to completion and disposal. Net realizable value is determined by reference to prices existing at the balance sheet date, adjusted where the sale of inventories after the reporting period gives evidence about their net realizable value at the end of the period.

##### Leases

Agreements that convey the right to control the use of an identified asset for a period of time in exchange for consideration are accounted for as leases. The right to control is conveyed if bp has both the right to obtain substantially all of the economic benefits from, and the right to direct the use of, the identified asset throughout the period of use. An asset is identified if it is explicitly or implicitly specified by the agreement and any substitution rights held by the lessor over the asset are not considered substantive.

A lease liability is recognized on the balance sheet on the lease commencement date at the present value of future lease payments over the lease term. The discount rate applied is the rate implicit in the lease if readily determinable; otherwise an incremental borrowing rate is used. The incremental borrowing rate is determined based on factors such as the group's cost of borrowing, lessee legal entity credit risk, currency and lease term. The lease term is the non-cancellable period of a lease together with any periods covered by an extension option that bp is reasonably certain to exercise, or periods covered by a termination option that bp is reasonably certain not to exercise. The future lease payments included in the present value calculation are any fixed payments, payments that vary depending on an index or rate, payments due for the reasonably certain exercise of options and expected residual value guarantee payments.

Payments that vary based on factors other than an index or a rate such as usage, sales volumes or revenues are not included in the present value calculation and are recognized in the income statement. The lease liability is recognized on an amortized cost basis with interest expense recognized in the income statement over the lease term.

The right-of-use asset is recognized on the balance sheet as property, plant and equipment at a value equivalent to the initial measurement of the lease liability adjusted for lease prepayments, lease incentives, initial direct costs and any restoration obligations. The right-of-use asset is depreciated typically on a straight-line basis, over the lease term. The depreciation charge is recognized in the income statement. Right-of-use assets are assessed for impairment in line with the accounting policy for impairment of property, plant and equipment, intangible assets, and goodwill.

## NOTES TO THE FINANCIAL STATEMENTS

### 2. Significant accounting policies, judgements, estimates and assumptions (continued)

#### Significant accounting policies (continued)

##### Leases (continued)

Agreements may include both lease and non-lease components. Payments for lease and non-lease components are allocated on a relative stand-alone selling price basis

If the lease term at commencement of the agreement is less than 12 months, a lease liability and right-of-use asset are not recognized, and a lease expense is recognized in the income statement on a straight-line basis.

If a significant event or change in circumstances, within the control of bp, arises that affects the reasonably certain lease term or there are changes to the lease payments, the present value of the lease liability is remeasured using the revised term and payments, with the right-of use asset adjusted by an equivalent amount.

The company recognizes the full lease liability, rather than its working interest share, for leases entered into on behalf of a joint operation if the company has the primary responsibility for making the lease payments. In such cases, the company's working interest share of the right-of-use asset is recognized if it is jointly controlled by the company and the other joint operators, and a receivable is recognized for the share of the asset transferred to the other joint operators. If the company is a non-operator, a payable to the operator is recognized if they have the primary responsibility for making the lease payments and the company has joint control over the right-of-use asset, otherwise no balances are recognized.

##### Financial assets

Financial assets are recognized initially at fair value, normally being the transaction price. In the case of financial assets not at fair value through profit or loss, directly attributable transaction costs are also included. The subsequent measurement of financial assets depends on their classification, as set out below. The company derecognizes financial assets when the contractual rights to the cash flows expire or the rights to receive cash flows have been transferred to a third party along with either substantially all of the risks and rewards or control of the asset. This includes the derecognition of receivables for which discounting arrangements are entered into.

The company classifies its financial assets as measured at amortized cost or fair value through profit or loss. The classification depends on the business model for managing the financial assets and the contractual cash flow characteristics of the financial asset.

##### *Financial assets measured at amortized cost*

Financial assets are classified as measured at amortized cost when they are held in a business model the objective of which is to collect contractual cash flows and the contractual cash flows represent solely payments of principal and interest. Such assets are carried at amortised cost. This category of financial assets includes trade and other receivables.



## NOTES TO THE FINANCIAL STATEMENTS

### 2. Significant accounting policies, judgements, estimates and assumptions (continued)

#### Significant accounting policies (continued)

##### Impairment of financial assets measured at amortized cost

The company assesses on a forward-looking basis the expected credit losses associated with financial assets classified as measured at amortized cost at each balance sheet date. Expected credit losses are measured based on the maximum contractual period over which the company is exposed to credit risk. As lifetime expected credit losses are recognized for trade receivables and the tenor of substantially all other in-scope financial assets is less than 12 months there is no significant difference between the measurement of 12-month and lifetime expected credit losses for the company. The measurement of expected credit losses is a function of the probability of default, loss given default and exposure at default. The expected credit loss is estimated as the difference between the asset's carrying amount and the present value of the future cash flows the company expects to receive, discounted at the financial asset's original effective interest rate. The carrying amount of the asset is adjusted, with the amount of the impairment gain or loss recognized in the profit and loss account.

A financial asset or group of financial assets classified as measured at amortized cost is considered to be credit-impaired if there is reasonable and supportable evidence that one or more events that have a detrimental impact on the estimated future cash flows of the financial asset (or group of financial assets) have occurred. Financial assets are written off where the company has no reasonable expectation of recovering amounts due.

##### Financial liabilities

The measurement of financial liabilities is as follows:

##### *Financial liabilities measured at amortized cost*

Financial liabilities are initially recognized at fair value, net of directly attributable transaction costs. For interest-bearing loans and borrowings this is typically equivalent to the fair value of the proceeds received net of issue costs associated with the borrowing.

After initial recognition, these financial liabilities are subsequently measured at amortized cost. This category of financial liabilities includes trade and other payables and finance debt.

##### Offsetting of financial assets and liabilities

Financial assets and liabilities are presented gross in the balance sheet unless both of the following criteria are met: the company currently has a legally enforceable right to set off the recognized amounts; and the company intends to either settle on a net basis or realize the asset and settle the liability simultaneously. If both of the criteria are met, the amounts are set off and presented net. A right of set off is the company's legal right to settle an amount payable to a creditor by applying against it an amount receivable from the same counterparty. The relevant legal jurisdiction and laws applicable to the relationships between the parties are considered when assessing whether a current legally enforceable right to set off exists.

##### Provisions and contingent liabilities

Provisions are recognized when the company has a present legal or constructive obligation as a result of a past event, it is probable that an outflow of resources embodying economic benefits will be required to settle the obligation and a reliable estimate can be made of the amount of the obligation. Where appropriate, the future cash flow estimates are adjusted to reflect the risks specific to the liability.

## NOTES TO THE FINANCIAL STATEMENTS

### 2. Significant accounting policies, judgements, estimates and assumptions (continued)

#### Significant accounting policies (continued)

##### Provisions and contingent liabilities (continued)

If the effect of the time value of money is material, provisions are determined by discounting the expected future cash flows at a pre-tax risk-free rate that reflects current market assessments of the time value of money. Where discounting is used, the increase in the provision due to the passage of time is recognized in the profit and loss account. Provisions are discounted using a nominal discount rate of 2.5% (2019 2.5%).

Contingent liabilities are possible obligations whose existence will only be confirmed by future events not wholly within the control of the company, or present obligations where it is not probable that an outflow of resources will be required or the amount of the obligation cannot be measured with sufficient reliability. Contingent liabilities are not recognized in the financial statements but are disclosed unless the possibility of an outflow of economic resources is considered remote.

##### *Decommissioning*

Liabilities for decommissioning costs are recognized when the company has an obligation to dismantle and remove a facility or an items of plant and to restore the site on which it is located, and when a reliable estimate of that liability can be made.

##### *Environmental expenditures and liabilities*

Environmental expenditures that are required in order for the company to obtain future economic benefits from its assets are capitalized as part of those assets. Expenditures that relate to an existing condition caused by past operations and that do not contribute to future earnings are expensed.

Liabilities for environmental costs are recognized when a clean-up is probable and the associated costs can be reliably estimated. Generally, the timing of recognition of these provisions coincides with the commitment to a formal plan of action or, if earlier, on divestment or on closure of inactive sites.

The amount recognized is the best estimate of the expenditure required to settle the obligation. When the demolition and decommissioning of the terminal assets is completed, the exact amount of the environmental remediation cost will be determined, and an Environmental Impact Assessment study will be conducted by an independent surveyor.

##### *Restructuring provisions*

The reinvent bp programme, expected to reduce the group headcount by around 10,000 positions, the majority of which occurred during 2020, has resulted in recognition of provisions where a detailed formal plan exists, and valid expectation of risk of redundancy has been made to those affected but where the specific outcomes remain uncertain. Where formal redundancy offers have been made, the obligations for those amounts are reported as payables and, if not, as provisions if unpaid at the year-end.

## NOTES TO THE FINANCIAL STATEMENTS

### 2. Significant accounting policies, judgements, estimates and assumptions (continued)

#### Significant accounting policies (continued)

#### Provisions and contingent liabilities (continued)

##### *Significant judgements and estimates: provisions*

Decommissioning provisions associated with downstream refineries and petrochemicals facilities are generally not recognized, as such potential obligations cannot be measured, given their indeterminate settlement dates. The company performs periodic reviews of its downstream refineries and petrochemicals long-lived assets for any changes in facts and circumstances that might require the recognition of a decommissioning provision.

The provision for environmental liabilities is estimated based on current legal and constructive requirements, technology, price levels and expected plans for remediation. Actual costs and cash outflows can differ from current estimates because of changes in laws and regulations, public expectations, prices, discovery and analysis of site conditions and changes in clean-up technology.

The timing and amount of future expenditures relating to decommissioning and environmental liabilities are reviewed annually, together with the rate used in discounting the cash flows. The interest rate used to determine the balance sheet obligations at the end of 2020 was a nominal rate of 2.5% (2019 2.5%), which was based on long-dated US government bonds. The weighted average period over which decommissioning and environmental costs are generally expected to be incurred is estimated to be approximately 18 years (2019 18 years) and 6 years (2019 6 years) respectively.

Further information about the company's provisions is provided in Note 17. Changes in assumptions in relation to the company's provisions could result in a material change in their carrying amounts within the next financial year.

#### Employee benefits

Wages, salaries, bonuses, social security contributions, paid annual leave and sick leave are accrued in the period in which the associated services are rendered by employees of the company. The accounting policies for share-based payments and for pensions and other post-retirement benefits are described below.

#### Share-based payments

##### *Equity-settled transactions*

The cost of equity-settled transactions with employees of the company is measured by reference to the fair value at the date at which equity instruments are granted and is recognized as an expense over the vesting period, which ends on the date on which the employees become fully entitled to the award. A corresponding credit is recognized within equity. Fair value is determined by using an appropriate valuation model. In valuing equity-settled transactions, no account is taken of any vesting conditions, other than conditions linked to the price of the shares of the company (market conditions). Non-vesting conditions, such as the condition that employees contribute to a savings-related plan, are taken into account in the grant-date fair value, and failure to meet a non-vesting condition, where this is within the control of the employee, is treated as a cancellation and any remaining unrecognized cost is expensed.

## NOTES TO THE FINANCIAL STATEMENTS

### 2. Significant accounting policies, judgements, estimates and assumptions (continued)

#### Significant accounting policies (continued)

##### Share-based payments (continued)

##### *Equity-settled transactions (continued)*

For other equity-settled share-based payment transactions, the goods or services received and the corresponding increase in equity are measured at the fair value of the goods and services received unless their fair value cannot be reliably estimated. If the fair value of the goods and services received cannot be reliably estimated, the transaction is measured by reference to the fair value of the equity instruments granted.

##### Pensions

Contributions to defined contribution plans are recognized in the profit and loss account in the period in which they become payable.

The cost of providing benefits under the defined benefit plans is determined separately for each plan using the projected unit credit method, which attributes entitlement to benefits to the current period to determine current service cost and to the current and prior periods to determine the present value of the defined benefit obligation. Past service costs, resulting from either a plan amendment or a curtailment (a reduction in future obligations as a result of a material reduction in the plan membership), are recognized immediately when the company becomes committed to a change.

Net interest expense relating to pensions and other post-retirement benefits, which is recognized in the profit and loss account, represents the net change in present value of plan obligations and the value of plan assets resulting from the passage of time, and is determined by applying the discount rate to the present value of the benefit obligation at the start of the year, and to the fair value of plan assets at the start of the year, taking into account expected changes in the obligation or plan assets during the year.

Remeasurements of the net defined benefit liability or asset, comprising actuarial gains and losses, and the return on plan assets (excluding amounts included in net interest described above) are recognized within other comprehensive income in the period in which they occur and not subsequently reclassified to profit and loss.

The defined benefit pension plan surplus or deficit in the balance sheet comprises the total for each plan of the present value of the defined benefit obligation (using a discount rate based on high quality corporate bonds), and the fair value of plan assets out of which the obligations are to be settled directly. Fair value is based on market price information and, in the case of quoted securities, is the published bid price. Defined benefit pension plan surpluses are only recognized to the extent they are recoverable, either by way of a refund from the plan or reductions in future contributions to the plan.

##### *Significant estimate: pensions and other post-retirement benefits*

The defined benefit pension scheme is a scheme that shares risks between entities under common control and is administered by the ultimate parent company BP p.l.c. The company is unable to identify its share of the underlying assets and liabilities in the scheme on a consistent and reasonable basis and so the scheme has been accounted for as a defined contribution scheme as allowed by FRS 101. Contributions to the scheme are charged through the company's profit and loss account in the year in which they become payable. Detailed disclosures have been made in the financial statements of the ultimate parent company.

Accounting for defined benefit pensions and other post-retirement benefits involves making significant estimates when measuring the company's pension plan surpluses and deficits. These estimates require assumptions to be made about many uncertainties.

## NOTES TO THE FINANCIAL STATEMENTS

### 2. Significant accounting policies, judgements, estimates and assumptions (continued)

#### Significant accounting policies (continued)

##### Pensions (continued)

##### *Significant estimate: pensions and other post-retirement benefits (continued)*

Pension and other post-retirement benefit assumptions are reviewed by management at the end of each year. These assumptions are used to determine the projected benefit obligation at the year end and hence the surpluses and deficits recorded on the company's balance sheet, and pension and other post-retirement benefit expense for the following year.

The assumptions that are the most significant to the amounts reported are the discount rate, inflation rate, salary growth and mortality levels. Assumptions about these variables are based on the environment in each country. The assumptions used vary from year to year, with resultant effects on future net income and net assets. Changes to some of these assumptions, in particular the discount rate and inflation rate, could result in material changes to the carrying amounts of the company's pension and other post-retirement benefit obligations within the next financial year. Any differences between these assumptions and the actual outcome will also affect future net income and net assets. The pension and other post-retirement benefit assumptions at 31 December 2020 and 2019 are provided in Notes 23 and 24.

The values ascribed to these assumptions and a sensitivity analysis of the impact of changes in the assumptions on the benefit expense and obligation is provided in the group financial statements of BP p.l.c.

#### Taxation

Income tax expense represents the sum of current tax and deferred tax.

Income tax is recognized in the profit and loss account, except to the extent that it relates to items recognized in other comprehensive income or directly in equity, in which case the related tax is recognized in other comprehensive income or directly in equity.

Current tax is based on the taxable profit for the period. Taxable profit differs from net profit as reported in the profit and loss account because it is determined in accordance with the rules established by the applicable taxation authorities. It therefore excludes items of income or expense that are taxable or deductible in other periods as well as items that are never taxable or deductible. The company's liability for current tax is calculated using tax rates and laws that have been enacted or substantively enacted by the balance sheet date.

Deferred tax is provided, using the balance sheet method, on temporary differences at the balance sheet date between the tax bases of assets and liabilities and their carrying amounts for financial reporting purposes. Deferred tax liabilities are recognized for all taxable temporary differences except:

- Where the deferred tax liability arises on the initial recognition of an asset or liability in a transaction that is not a business combination and, at the time of the transaction, affects neither accounting profit nor taxable profit or loss.
- In respect of taxable temporary differences associated with investments in subsidiaries and associates and interests in joint arrangements, where the company is able to control the timing of the reversal of the temporary differences and it is probable that the temporary differences will not reverse in the foreseeable future.

## NOTES TO THE FINANCIAL STATEMENTS

### 2. Significant accounting policies, judgements, estimates and assumptions (continued)

#### Significant accounting policies (continued)

##### Taxation (continued)

Deferred tax assets are recognized for deductible temporary differences, carry-forward of unused tax credits and unused tax losses, to the extent that it is probable that taxable profit will be available against which the deductible temporary differences and the carry-forward of unused tax credits and unused tax losses can be utilized. An exception is where the deferred tax asset relates to the deductible temporary difference arising from the initial recognition of an asset or liability in a transaction that is not a business combination and, at the time of the transaction, affects neither accounting profit nor taxable profit or loss.

In respect of deductible temporary differences associated with investments in subsidiaries and associates and interests in joint arrangements, deferred tax assets are recognized only to the extent that it is probable that the temporary differences will reverse in the foreseeable future and taxable profit will be available against which the temporary differences can be utilized.

The carrying amount of deferred tax assets is reviewed at each balance sheet date and reduced to the extent that it is no longer probable or increased to the extent that it is probable that sufficient taxable profit will be available to allow all or part of the deferred tax asset to be utilized.

Deferred tax assets and liabilities are measured at the tax rates that are expected to apply in the period when the asset is realized or the liability is settled, based on tax rates (and tax laws) that have been enacted or substantively enacted at the balance sheet date. Deferred tax assets and liabilities are not discounted.

Deferred tax assets and liabilities are offset only when there is a legally enforceable right to set off current tax assets against current tax liabilities and when the deferred tax assets and liabilities relate to income taxes levied by the same taxation authority on either the same taxable entity or different taxable entities where there is an intention to settle the current tax assets and liabilities on a net basis or to realize the assets and settle the liabilities simultaneously.

Where tax treatments are uncertain, if it is considered probable that a taxation authority will accept the company's proposed tax treatment, income taxes are recognized consistent with the company's income tax filings. If it is not considered probable, the uncertainty is reflected within the carrying amount of the applicable tax asset or liability using either the most likely amount or an expected value, depending on which method better predicts the resolution of the uncertainty.

Judgement is required when determining whether a particular tax is an income tax or another type of tax (for example a production tax). Accounting for deferred tax is applied to income taxes as described above, but is not applied to other types of taxes; rather such taxes are recognized in the profit and loss account in accordance with the applicable accounting policy such as Provisions and contingent liabilities.

##### Customs duties and sales taxes

Customs duties and sales taxes that are passed on or charged to customers are excluded from turnover and expenses. Assets and liabilities are recognized net of the amount of customs duties or sales tax except:

- Customs duties or sales taxes incurred on the purchase of goods and services which are not recoverable from the taxation authority are recognized as part of the cost of acquisition of the asset.
- Receivables and payables are stated with the amount of customs duty or sales tax included.

The net amount of sales tax recoverable from, or payable to, the taxation authority is included within receivables or payables in the balance sheet.

## NOTES TO THE FINANCIAL STATEMENTS

### 2. Significant accounting policies, judgements, estimates and assumptions (continued)

#### Significant accounting policies (continued)

##### Turnover

Revenue from contracts with customers is recognized when or as the company satisfies a performance obligation by transferring control of a promised good or service to a customer. The transfer of control of oil and other items usually coincides with title passing to the customer and the customer taking physical possession. The company principally satisfies its performance obligations at a point in time; the amounts of revenue recognized relating to performance obligations satisfied over time are not significant.

Revenue is recognized when the service is performed, in accordance with the terms of the contractual arrangements and in the accounting period in which the services are rendered.

When, or as, a performance obligation is satisfied, the company recognizes as revenue the amount of the transaction price that is allocated to that performance obligation. The transaction price is the amount of consideration to which the company expects to be entitled. The transaction price is allocated to the performance obligations in the contract based on standalone selling prices of the goods or services promised.

Contracts for the sale of commodities are typically priced by reference to quoted prices. Revenue from term commodity contracts is recognized based on the contractual pricing provisions for each delivery. Certain of these contracts have pricing terms based on prices at a point in time after delivery has been made. Revenue from such contracts is initially recognized based on relevant prices at the time of delivery and subsequently adjusted as appropriate. All revenue from these contracts, both that recognized at the time of delivery and that from post-delivery price adjustments, is disclosed as revenue from contracts with customers.

Revenue associated with the sale of oil is included on a net basis in turnover.

##### Interest income

Interest income is recognized as the interest accrues.

##### Finance costs

All finance costs are recognized in the profit and loss account in the period in which they are incurred.

#### Updates to significant accounting policies

##### Impact of new International Financial Reporting Standards

bp adopted 'Interest Rate Benchmark Reform – Phase I – Amendments to IFRS 9 'Financial instruments' and IFRS 7 'Financial instruments: Disclosures' with effect from 1 January 2020. There are no other new or amended standards or interpretations adopted during the year that have a significant impact on the company's financial statements.

The adoption of 'Interest Rate Benchmark Reform – Phase I – Amendments to IFRS 9 'Financial instruments' and IFRS 7 'Financial instruments: Disclosures' has had no material impact on the company's financial statements.

**NOTES TO THE FINANCIAL STATEMENTS****3. Turnover**

An analysis of the company's turnover is as follows:

|   | 2020   | 2019   |
|---|--------|--------|
|   | €000   | €000   |
| Sales of goods                                  | 23,879 | 83,222 |
| Rendering of services                           | 299    | 624    |
|   | 24,178 | 83,846 |
| Interest receivable and similar income (Note 6) | 112    | 623    |
|   | 24,290 | 84,469 |

An analysis of turnover by class of business is set out below:

|                    | 2020   | 2019   |
|--------------------|--------|--------|
|                    | €000   | €000   |
| Class of business: |        |        |
| Downstream         | 24,178 | 83,846 |

An analysis of turnover by geographical market is set out below:

|                       | 2020   | 2019   |
|-----------------------|--------|--------|
|                       | €000   | €000   |
| By geographical area: |        |        |
| Rest of Europe        | 16,393 | 73,920 |
| Rest of World         | 7,785  | 9,926  |
| Total                 | 24,178 | 83,846 |

**4. Operating profit / (loss)**

This is stated after charging / (crediting):

|  | 2020  | 2019  |
|--|-------|-------|
|  | €000  | €000  |
| Operating lease payments:                        |       |       |
| Plant & machinery                                | 12    | 8     |
| Net foreign exchange loss / (gains)              | 2,515 | (411) |
| Depreciation of tangible assets <sup>a</sup>     | 168   | 166   |
| Depreciation of right-of-use assets <sup>a</sup> | 742   | 741   |
| Loss on disposal of fixed assets                 | —     | 1     |

<sup>a</sup> Amount is included in Administrative expenses.

**5. Auditor's remuneration**

|                                   | 2020 | 2019 |
|-----------------------------------|------|------|
|                                   | €000 | €000 |
| Fees for the audit of the company | 47   | 48   |

Fees paid to the company's auditor, Deloitte LLP and its associates for services other than the statutory audit of the company are not disclosed in these financial statements since the consolidated financial statements of BP Eastern Mediterranean Limited's ultimate parent, BP p.l.c., are required to disclose non-audit fees on a consolidated basis.

A portion of the fees were borne by another group company.



**NOTES TO THE FINANCIAL STATEMENTS****6. Interest receivable and similar income**

|   | 2020       | 2019       |
|---|------------|------------|
|   | €000       | €000       |
| Bank interest receivable                                | 1          | —          |
| Interest income from amounts owed by group undertakings | 111        | 623        |
|   | <u>112</u> | <u>623</u> |

**7. Interest payable and similar expenses**

|   | 2020      | 2019       |
|---|-----------|------------|
|   | €000      | €000       |
| Interest expense on:                        |           |            |
| Bank loans and overdrafts                   | 37        | 73         |
| Lease liabilities                           | 29        | 54         |
| Total interest payable and similar expenses | <u>66</u> | <u>127</u> |

**8. Other finance expenses**

|  | 2020      | 2019      |
|--|-----------|-----------|
|  | €000      | €000      |
| Net interest on pension and other post-retirement benefit plan liabilities | <u>29</u> | <u>50</u> |

**9. Taxation**

The company is a member of a group for the purposes of relief within Part 5, Corporation Tax Act 2010.

The taxation charge in the profit and loss account is made up as follows:

|   | 2020        | 2019       |
|---|-------------|------------|
|   | €000        | €000       |
| <b><u>Current tax</u></b>                         |             |            |
| Overseas tax on income for the year               | —           | 359        |
| Overseas tax underprovided in prior years         | 99          | —          |
| Total current tax charged                         | <u>99</u>   | <u>359</u> |
| <b><u>Deferred tax</u></b>                        |             |            |
| Origination and reversal of temporary differences | 72          | 10         |
| Effect of increased tax rate on opening asset     | (83)        | —          |
| Adjustments in prior year temporary differences   | —           | (8)        |
| Total deferred tax (credit) / charged             | <u>(11)</u> | <u>2</u>   |
| Tax charged on profit                             | <u>88</u>   | <u>361</u> |

In 2020 the total tax charge recognised within other comprehensive income was €55,000 (2019 tax credit of €31,000). This tax charge is in relation to the remeasurements of the net pension and other post-retirement benefit liability or asset.

**NOTES TO THE FINANCIAL STATEMENTS****9. Taxation (continued)****(a) Reconciliation of the effective tax rate**

The tax assessed on the (loss) / profit for the year is lower than the standard rate of corporation tax in the UK of 19% for the year ended 31 December 2020 (2019 19%). The differences are reconciled below:

|                            | 2020    | 2019  |
|----------------------------|---------|-------|
|                            | UK      | UK    |
|                            | €000    | €000  |
| (Loss) / profit before tax | (5,888) | 3,491 |
| Tax charge                 | 88      | 361   |
| Effective tax rate         | (1)%    | 10 %  |

|  | 2020 | 2019 |
|--|------|------|
|  | UK   | UK   |
|  | %    | %    |
| UK corporation tax rate:                               | 19   | 19   |
| Overseas corporation tax rate:                         | —    | —    |
| Increase / (decrease) resulting from:                  |      |      |
| Non-deductible expenditure                             | —    | 1    |
| Free group relief                                      | (19) | (9)  |
| Adjustments to tax charge in respect of previous years | (1)  | (1)  |
| Effective tax rate                                     | (1)  | 10   |

The reconciling items shown above are those that arise for UK corporation tax purposes, rather than overseas tax purposes.

**Change in corporation tax rate**

A UK corporation rate of 19% (effective 1 April 2020) was substantively enacted on 17 March 2020, reversing the previously enacted reduction in the rate from 19% to 17%. Deferred tax assets at 31 December 2020 have been calculated at 19% (2019: 17%).

**(b) Provision for deferred tax**

The deferred tax included in the profit and loss account and balance sheet is as follows:

|   | Profit and loss account |      | Balance sheet |      |
|---|-------------------------|------|---------------|------|
| <u>Deferred tax asset</u>                     | 2020                    | 2019 | 2020          | 2019 |
|   | €000                    | €000 | €000          | €000 |
| Capital allowances in excess of depreciation  | (67)                    | (37) | 165           | 187  |
| Short term temporary differences              | 56                      | 38   | 501           | 523  |
| Net (credit) / charge for deferred tax assets | (11)                    | 1    | 666           | 710  |

**NOTES TO THE FINANCIAL STATEMENTS****9. Taxation (continued)****(b) Provision for deferred tax**

Analysis of movements during the year:

|  | 2020 |
|--|------|
|  | €000 |
| At 31 December 2019                                | 710  |
| Deferred tax credit in the profit and loss account | 11   |
| Deferred tax charge in other comprehensive income  | (55) |
| At 31 December 2020                                | 666  |

Deferred tax has been recognised on all the fixed assets and short term timing differences on the basis that they are expected to give rise to future profit.

The UK deferred tax asset as at 31 December 2020 was calculated at 19% (2019 17%). An increase in the UK corporation rate from 19% to 25% (effective 1 April 2023) was substantively enacted on 24 May 2021. This will increase the company's future current tax charge accordingly and would increase the deferred tax asset disclosed above by €210,000.

**10. Directors and employees****(a) Remuneration of directors**

A number of directors are senior executives of the BP p.l.c. Group and received no remuneration for qualifying services to this company.

The following details relate to the directors who received remuneration for their qualifying services to the company and so are in scope for this disclosure.

The total remuneration for these qualifying directors for their period of directorship to the company amounted to €135,722 (2019: €123,685). None of these directors received non-cash benefits in relation to qualifying services.

One of these qualifying directors was a member of the defined benefit section of the BP Pensioenfonds OFP at 31 December 2020 (2019: One).

None of the qualifying directors exercised share options over BP p.l.c. shares during the year (2019 None).

**(b) Employee costs**

|                                      | 2020  | 2019  |
|--------------------------------------|-------|-------|
|                                      | €000  | €000  |
| Wages and salaries                   | 1,467 | 1,708 |
| Social security costs                | 216   | 237   |
| Other pension costs                  | 239   | 230   |
| Share-based payment charge (Note 18) | 57    | 63    |
| Other benefits and contributions     | 77    | 88    |
| Redundancies                         | 396   | —     |
|                                      | 2,452 | 2,326 |

**NOTES TO THE FINANCIAL STATEMENTS****10. Directors and employees (continued)**

(c) The average monthly number of downstream and non-UK employees during the year was 27 (2019 31).

Included in other pension costs are €184,302 (2019 €177,097) in respect of defined benefit schemes and €55,184 (2019 €53,373) in respect of defined contribution schemes.

**11. Tangible assets**

|                             | Buildings on<br>leasehold land |                         | Computer<br>software<br>&<br>hardware | Plant & machinery           |                         | Total  | Of which<br>AUC* |
|-----------------------------|--------------------------------|-------------------------|---------------------------------------|-----------------------------|-------------------------|--------|------------------|
|                             | Owned<br>tangible<br>assets    | Right-of-<br>use assets |                                       | Owned<br>tangible<br>assets | Right-of-<br>use assets |        |                  |
|                             | €000                           | €000                    | €000                                  | €000                        | €000                    | €000   | €000             |
| <b>At Cost</b>              |                                |                         |                                       |                             |                         |        |                  |
| At 1 January 2020           | 62                             | 78                      | 901                                   | 5,936                       | 3,294                   | 10,271 | 505              |
| Additions                   | —                              | 39                      | —                                     | 488                         | 38                      | 565    | 443              |
| Disposals                   | —                              | —                       | —                                     | —                           | (179)                   | (179)  | —                |
| 31 December 2020            | 62                             | 117                     | 901                                   | 6,424                       | 3,153                   | 10,657 | 948              |
| <b>Depreciation</b>         |                                |                         |                                       |                             |                         |        |                  |
| 1 January 2020              | 62                             | 39                      | 879                                   | 4,461                       | 702                     | 6,143  | —                |
| Charge for the year         | —                              | 40                      | 6                                     | 162                         | 702                     | 910    | —                |
| Impairment                  | —                              | —                       | —                                     | 154                         | —                       | 154    | —                |
| Disposals                   | —                              | —                       | —                                     | —                           | (86)                    | (86)   | —                |
| At 31 December 2020         | 62                             | 79                      | 885                                   | 4,777                       | 1,318                   | 7,121  | —                |
| <b>Total net book value</b> |                                |                         |                                       |                             |                         |        |                  |
| At 31 December 2020         | —                              | 38                      | 16                                    | 1,647                       | 1,835                   | 3,536  | 948              |
| <b>Total net book value</b> |                                |                         |                                       |                             |                         |        |                  |
| At 31 December 2019         | —                              | 39                      | 22                                    | 1,475                       | 2,592                   | 4,128  | 505              |

\*AUC = assets under construction. Assets under construction are not depreciated.

**NOTES TO THE FINANCIAL STATEMENTS****12. Stocks**

|  | 2020  | 2019  |
|--|-------|-------|
|  | €000  | €000  |
| Refined petroleum and petrochemical products | 3,802 | 5,851 |

**13. Debtors**

Amounts falling due within one year:

|                                       | 2020   | 2019   |
|---------------------------------------|--------|--------|
|                                       | €000   | €000   |
| Trade debtors                         | 2,570  | 3,587  |
| Amounts owed from fellow subsidiaries | 12,504 | 18,933 |
| Prepayments and accrued income        | 108    | 139    |
| Taxation                              | 121    | 61     |
| VAT recoverable                       | 214    | 391    |
|                                       | 15,517 | 23,111 |

Amounts falling due after one year:

|                                | 2020   | 2019   |
|--------------------------------|--------|--------|
|                                | €000   | €000   |
| Prepayments and accrued income | 26     | 81     |
| Total debtors                  | 15,543 | 23,192 |

The amounts owed from fellow subsidiaries comprise a variable rate Internal Financing Account (IFA) of €23,294,167 (2019 €26,212,000). Interest is accrued on a monthly basis based on USD daily overnight LIBOR. The interest rate at year end was LIBOR minus 14 basis points (2019 LIBOR minus 11 basis points). Whilst IFA balances are legally repayable on demand, in practice they have no termination date.

Included within amounts owed from fellow subsidiaries is an interest-bearing IFA of €11,126,850 (2019 €8,620,000) with BP International Limited, with interest being charged based on 1-month EUR LIBOR plus 26 basis points (2019 1-month EUR LIBOR plus 25 basis points), callable on demand. Whilst IFA credit balances are legally repayable on demand, in practice they have no termination date.

These amounts are presented net as the company has met the offsetting criteria.

Trade and other receivables are predominantly non-interest bearing.

**14. Creditors**

Amounts falling due within one year:

|                                     | 2020  | 2019  |
|-------------------------------------|-------|-------|
|                                     | €000  | €000  |
| Trade creditors                     | 17    | 156   |
| Amounts owed to fellow subsidiaries | 573   | 4,635 |
| Other creditors                     | 1,072 | 843   |
| Accruals and deferred income        | 840   | 461   |
|                                     | 2,502 | 6,095 |

Materially all of the company's trade payables have payment terms in the range of 30 to 60 days and give rise to operating cash flows.

**NOTES TO THE FINANCIAL STATEMENTS****15. Obligations under leases**

Obligations under leases are analysed as follows:

Within 5 years

Not wholly repayable

| 2020              | 2019              |
|-------------------|-------------------|
| Lease liabilities | Lease liabilities |
| €000              | €000              |
| 1,971             | 2,684             |

**16. Leases**

The company leases a number of assets as part of its activities. This primarily includes oil depots and storage tanks in the Downstream segment as well as office accommodation. The weighted average remaining lease term for the total lease portfolio is around 3 years. Some leases will have payments that vary with market interest or inflation rates.

Certain leases, in particular for office accommodation, contain options to extend the lease period at the company's discretion. The payments for these future periods are only included in the measurement of the lease liability and right-of-use asset if the company is reasonably certain to exercise the option. The total undiscounted amounts payable for periods subject to extension options not currently reasonably certain to be exercised and therefore not in the reported lease liability at 31 December 2020 is €39,000 (2019 €39,000).

The company may enter into lease arrangements a number of years before taking control of the underlying asset due to construction lead times or to secure future operational requirements. The total undiscounted amount for future commitments for leases not yet commenced as at 31 December 2020 is Nil (2019 Nil).

|  | 2020 | 2019 |
|--|------|------|
|  | €000 | €000 |
| Additions to right-of-use assets in the period               | 77   | 40   |
| Total cash outflow for amounts included in lease liabilities | 726  | 743  |

An analysis of right-of-use assets and depreciation is provided in Note 11. An analysis of lease interest expense is provided in Note 7.

**17. Other provisions**

|                     | Environmental |
|---------------------|---------------|
|                     | €000          |
| At 1 January 2020   | 35            |
| At 31 December 2020 | 35            |

Following the transfer of aviation operations from the old Larnaca airport fuel terminal to the new fuel depot operated by Larnaca Fuelling System Ltd (LAFS) in October 2017, the old terminal site has been under demolition and all the terminal assets will be demolished and decommissioned. An environmental provision of €40,000 was originally recognized, which is related to a possible groundwater and / or soil contamination at the old Larnaca airport site. The exact amount of the environmental remediation cost will be determined in year 2021 when the demolition and decommissioning of the terminal assets will be completed and an Environmental Impact Assessment study will be conducted by an independent surveyor.

For information on significant judgements and estimates made in relation to provisions, see Provisions within Note 2.

**18. Share-based payments****Effect of share-based payment transactions on the company's result and financial position:**

|  | 2020      | 2019      |
|--|-----------|-----------|
|  | €000      | €000      |
| Total expense recognised for equity-settled share-based payment transactions | 57        | 63        |
| <b>Total expense recognised for share-based payment transactions</b>         | <b>57</b> | <b>63</b> |

All share-based payments transactions relate to employee compensation.

The share-based payment plans that operated during the year are detailed below:

**Share Value Plan (SVP)**

The number of units granted is related to the level of seniority of employees and country of operation. The number of units converted to shares is determined by reference to performance measures over the three-year performance period. Performance measures used include bp's total shareholder return (TSR) compared with the other oil majors, balanced scorecard and individual rating. The relative weighting of these different measures is related to the level of seniority of the employee.

**Savings and matching plans:****BP ShareMatch Plan**

These matching share plans give employees the opportunity to buy ordinary shares in BP p.l.c. and receive free matching shares in BP p.l.c., up to a predetermined limit. The plans are run in the UK and in more than 50 other countries. They are known as ShareMatch UK in the UK, and as ShareMatch Global in other countries.

**19. Called up share capital**

|  | 2020  | 2019  |
|--|-------|-------|
|  | €000  | €000  |
| Issued and fully paid:   |       |       |
| 5,220,002 ordinary shares of £1 each for a total nominal value of £5,220,002 | 6,378 | 6,378 |

**20. Reserves***Called up share capital*

The balance on the called up share capital account represents the aggregate nominal value of all ordinary shares in issue.

*Profit and loss account*

The balance held on this reserve is the retained profits of the company.

*Other reserves*

This reserve records share-based payment transactions.

**21. Guarantees and other financial commitments****(i) Legal cases against the company**

In 2007, the company received a claim by Customs & Excise Department for the amount of €869,049 plus penalty of €86,905 and interest at a rate of 9% p.a., regarding the supply of Jet-A1 fuel to Joannou & Paraskevaides (Overseas) Limited, on which no VAT and Excise duty was charged during the period from 1 May 2004 to 30 September 2007.

**NOTES TO THE FINANCIAL STATEMENTS****21. Guarantees and other financial commitments (continued)****(i) Legal cases against the company (continued)**

On 25 October 2010, the Court decided that VAT should be charged but Excise Duty should not be charged. Both the Customs & Excise Department and the customer appealed to this decision. On 12 September 2016, on recourse 197/2010 the appeal court decided against the customer and the customer had agreed to a repayment schedule of the claim.

On 7 February 2019, the company was notified by the Liquidator (Grant Thornton) that Joannou & Paraskevaides (Aviation) Limited (the holding company of Joannou & Paraskevaides (Overseas) Limited) entered into compulsory winding up and the company declared again all outstanding balances, justifying and verifying these with the relevant evidence, as requested by the Liquidator. There has been no further updates throughout 2020.

**(ii) Guarantees**

The company is contingently liable in respect of guarantees and indemnities provided to third parties of €1,651,610 (2019 €1,463,051) entered into as part of the ordinary course of the company's business.

**(iii) Other contingent liabilities****(a) Relocation to Vassiliko Industrial Area**

On 19 June 2018 a non-binding MoU with actions to be done by Government and oil companies together with a timeline for relocation was signed. In the MoU the Government proposes to the oil companies two options: either to enter into a transitional agreement with one of the two companies already having a terminal at Vassilikos, or take all necessary actions to develop their own terminal within the specified timeline. Either way, the oil companies are requested to terminate operations at the Larnaca coastal area by 31 December 2019, a date which was later recently extended to 31 July 2021.

On 19 December 2018, further to the above and as required by the MoU, the company has proceeded to a transitional solution by entering into an agreement with PPT Aviation Services Limited ("PPT") for the storage of aviation fuel at PPT's storage terminal at Vassilikos industrial area as well as to receive certain storage and handling services.

On 15 March 2020, the company completed its relocation of its storage and distribution operations from its Larnaca Terminal to PPT's storage and distribution terminal at Vassilikos and closed all Larnaca Terminal operations by the end of June 2020 (see also (b) below for demolishment and decommissioning).

**(b) Demolishment and decommissioning of Larnaca terminal**

The demolishment and decommissioning of all the Larnaca terminal assets will most probably be executed by the operator of the terminal, Hellenic Petroleum (Cyprus) Limited (HPC), in an effort to keep the cost at the minimum due to economies of scale. The split of the cost will be discussed and agreed between the two parties, namely the company and HPC, based on the assets that each party owns at the terminal. Although the works are expected to be completed in the second half of the year 2020, at this stage it is not possible to accurately and reliably estimate this cost, as the entire work will be executed by Hellenic Petroleum and the company will only be charged for works relating to the bp assets.

Furthermore, it should be noted that the land on which the Larnaca terminal is built is owned by HPC, with whom the company has entered into a long-term lease agreement for part of the land in order to perform its operations. The company owns part of terminal assets related to its operations. According to the lease and other divestment agreements, any environmental liabilities that could potentially arise during the contractual lease period of 20 years and any associated remediation cost arising directly as a result of any act or omission of the company after (but not before) the start of the lease period, will be borne by the company.



**NOTES TO THE FINANCIAL STATEMENTS****21. Guarantees and other financial commitments (continued)****(iii) Other contingent liabilities (continued)****(b) Demolishment and decommissioning of Larnaca terminal (continued)**

Again, at this stage, it is not possible to accurately and reliably estimate the cost that could possibly arise for the remediation of the land on which the Larnaca terminal is built. This is something that is expected to be more reliably estimated towards the end of 2021, when the demolishment of the terminal and the relevant environmental study will be completed.

**(c) Customs claims for private flights excise duty not charged**

On 3 January 2017, the company received seven claims by Customs & Excise Department for the total amount of €6,531,687 plus penalty of €653,169 and interest at the prevailing interest rate during the period of reference, regarding the supply of Jet-A1 fuel to its General Aviation customers executing private business flights for the period from 2 January 2011 to 31 August 2016, without charging Excise Duty.

Following a Supreme Court decision on 12 September 2016, in the appeal case No. 197/2010 Republic of Cyprus via the Customs Department vs Joannou & Paraskevaides (Overseas) Limited (the Decision) referred to in Note 21(i)(a) above, the Customs Department of the Republic of Cyprus issued a revised tax circular on 4 November 2016 essentially clarifying that only outbound flights conducted for the purposes of the State Authorities or involving the “for consideration” transfer of persons or merchandise or provision of services, may be exempted from Excise Duty, whereas prior to the Decision those outbound flights conducted for the purposes of the State Authorities or not constituting private pleasure flights were considered as meriting the exemption.

In the Decision, the Supreme Court, based its ruling inter alia on the judgment of the Court of Justice of the European Union (CJEU) in the case C-79/10 Systeme Helmholtz GmbH against Hauptzollamt Nurnberg. In this case the ECJ ruled that air transportation activities made by a company for the transfer of its own staff to clients or to trade fairs using its own aircraft for the purpose of performing its own business activities, cannot be equated with the use of aircraft for commercial purposes within the meaning and for the purposes of Article 14 (1) (b) of the Directive 2003/96 and are not, therefore, included within the specific provision of the tax exemption for aviation fuel, since they relate to air navigation activities not directly serving the provision of air navigation services for a consideration.

Prima facie, Cypriot Customs are allowed by statute to go back 6 years and claim due taxes. In view of this and the Decision, Cypriot Customs have made claims for Excise Duty (plus VAT thereon) in connection with the refuelling of aircraft which took place at Larnaca and Paphos airports from 1 January 2011 onwards.

It should be noted that this is an industry wide issue in Cyprus and all fuel suppliers operating at the airports, face the same issue. Total exposure for the period 2 January 2011 - 31 August 2016 for the industry is estimated around €12m excluding penalties and interest. Accordingly, legal and other steps were undertaken by the affected fuel companies to meet the challenge facing them. At this early stage, it is difficult to make an assessment of the outcome of this case, but management believes that it is more likely than not to succeed in setting aside this claim in its entirety.

On 28 February 2017, the company objected to the Director of Customs & Excise Department for all seven claims, providing all legal and tax argumentations supporting its case and requesting the Customs & Excise Department to re-examine and withdraw the claims. On 16 March 2017, the company filed seven recourses, one for each claim, before the District Court of Cyprus.

On 15 January 2018, the Customs & Excise Department replied negatively to the company’s objections by rejecting almost all of its argumentations.

**NOTES TO THE FINANCIAL STATEMENTS****21. Guarantees and other financial commitments (continued)****(iii) Other contingent liabilities (continued)****(c) Customs claims for private flights excise duty not charged (continued)**

On 20 March 2018, the company has filed seven new recourses, one for each claim, in response to the negative reply received from Customs & Excise Department. At a later stage, following the Court's instructions, the older recourses filed in 2017 were withdrawn, whereas the new recourses filed in 2018 were maintained.

On 19 November 2020, the Republic of Cyprus files a request for joint hearing of the above recourses, so that all recourses for all oil companies are heard together at Court. The company filed an objection against the joint hearing.

On June 2021, an interim judgement of the Administrative Court of Cyprus was published on the above request. The request of the Republic of Cyprus was accepted and an order for the joint hearing was issued.

The joint recourses are still pending and after a few postponements they have been set for instructions on 8 October 2021.

**(d) Other**

Further to the above, there are a number of claims made against the company arising from the ordinary course of its business from which no material losses are likely to arise.

**22. Related party transactions**

The company has taken advantage of the exemption contained within paragraphs 8(k) and (j) of FRS 101, and has not disclosed transactions entered into with wholly-owned group companies or key management personnel. There were no other related party transactions in the year.

**23. Pensions****(i) Description of the retirement benefits plans**

The retirement benefit plans comprise of one plan of a defined contribution type and three plans of an overall defined benefit type. All plans are operated under the BP Pensioenfonds OFP plan, a BP Pan-European Cross Border plan registered and domiciled in Belgium.

The charge to the profit and loss account during the year for the defined contribution plan amounted to €55,184 (2019 €53,373).

"The Non Contributory Pension Fund" is the main retirement defined benefit plan and provides benefits based on final pensionable pay. The assets of the plan are held separately from those of the company, the majority of which are being invested with financial institutions.

**(ii) Actuarial valuation assumptions**

The company has commissioned an actuary valuation of its plan liabilities as at 31 December 2020. The valuation was carried out by a qualified independent actuary on an on-going valuation basis using the projected unit credit valuation method.

The pension assumptions are set out below. The assumptions used to evaluate accrued pension benefits at 31 December are used to determine pension expense for the following year, that is, the assumptions at 31 December 2020 are used to determine the pension liabilities at that date and the pension cost for 2021.

**NOTES TO THE FINANCIAL STATEMENTS****23. Pensions (continued)****(ii) Actuarial valuation assumptions (continued)**

|                               | 2020   | 2019   |
|-------------------------------|--------|--------|
|                               | % p.a. | % p.a. |
| Price inflation               | 1.45   | 1.70   |
| Total salary increases        | 3.50   | 4.00   |
| Discount rate                 | 0.70   | 1.00   |
| Expected return on assets     | 0.70   | 1.00   |
| Pension increases             | 0.73   | 0.85   |
| SIS Pension increases         | 0.73   | 0.85   |
| Increase in insurable earning | 2.45   | 2.70   |
| Normal Retirement Age         | 61.00  | 61.00  |
| Average future working life   | 12.30  | 13.20  |

Under the current plan rules, there is no obligation to grant increases to pensions. Although the company had previously decided to provide for the pension increases based on the discretionary practice for previous years, due to a 2013 legislation voted in by the Parliament, in order to comply with the Cyprus 'bail-out' programme signed by the Cyprus Government and the European Commission (EC), the European Central Bank (ECB) and the International Monetary Fund (IMF) (the Troika) - which put into suspension any Cost of Living Allowance (COLA) increases on salaries and pensions in the public sector and the broader public sector for the years 2013 -2016, the company had also decided not to provide any pension increases for the years 2013-2016, in line with the above mentioned legislation and the Social Insurance Department decision on state pensions.

According to the terms of the Memorandum agreed between the Cyprus Government and the Troika, from 2017 onwards, increases to the Social Insurance Supplementary State pensions will be assumed to be in line with 50% of the prevailing inflation rate. Therefore, for years 2020 and 2019, a 50% of the assumed inflation rates of 1.45% and 1.7% respectively were assumed, that is, a pension increase of 0.73% and 0.85% respectively.

On 28 July 2017, a transitional agreement was endorsed and signed between the Cyprus Government and the social partners that would enable the reactivation of COLA as from 1 January 2018. The transitional agreement provides for the following:

- the calculation and disbursement of COLA once a year (on 1 January);
- the disbursement of COLA at a reduced rate of 50%;
- the incorporation of the accumulative COLA rate into basic salaries on 31 December 2017 and a new start of COLA rate accumulation from zero; and
- the suspension of COLA in the event of economic contraction in both the second and third quarters of the preceding year.

The agreement is due to apply for a transitional period of 3 years, covering the years 2018, 2019 and 2020. The transitional period will be used to negotiate an agreement for a permanent reform of COLA and the social partners are committed to engage in social dialogue towards this end. The agreement applies only in the private sector. However, a similar agreement is also in place for the public sector.

From 1 January 2020, in compliance to what has been agreed between the Cyprus Government and the social partners in the transitional agreement as referred to above, the company provided pension increases of 0.23% (2019 0.76%).

**NOTES TO THE FINANCIAL STATEMENTS****23. Pensions (continued)****(iii) Actuarial valuation results**

The valuation showed that the value of the company's plan liabilities as at 31 December 2020 was €8,350,562 (2019 €8,684,843). The deficit in the company's plan as at 31 December 2020, recognised in the balance sheet, as measured in accordance with requirements of FRS101, is estimated at €240,153 (2019 €412,286), as follows:

|  | 2020             | 2019             |
|--|------------------|------------------|
|  | €                | €                |
| <b><i>Amounts recognised in the balance sheet</i></b>  |                  |                  |
| Total market value of assets                           | 8,110,409        | 8,272,557        |
| Present value of plan liabilities                      | (8,350,562)      | (8,684,843)      |
| <b>Gross liability recognised in the balance sheet</b> | (240,153)        | (412,286)        |
| Related deferred tax asset                             | 30,019           | 51,536           |
| <b>Liability net of deferred tax asset</b>             | <u>(210,134)</u> | <u>(360,750)</u> |

The various categories of plan assets are:

|          | 2020             | 2019             |
|----------|------------------|------------------|
|          | €                | €                |
| Property | 835,000          | 835,000          |
| Equities | 4,145,528        | 4,136,025        |
| Bonds    | 3,129,153        | 3,300,044        |
| Cash     | 728              | 1,488            |
|          | <u>8,110,409</u> | <u>8,272,557</u> |

According to the 2020 actuarial valuation, the total funding contribution rate for the future years is estimated at 14.5% of pensionable pay (2019 14.9%), assuming that discretionary pension increases of 0.73% (2019 0.85%) will be payable.

During 2020, the company paid an additional funding contribution to the defined benefit plan of €160,000 (2019 €234,000), being additional deficit funding contribution of €70,000 (2019 €143,000) and death and disability reinsurance costs contribution of €90,000 (2019 €91,000). This has been a requirement of the Financial Services and Markets Authority (FSMA) in Belgium, which is the Belgian Regulatory Authority for Occupational Retirement Plans.

The additional funding represents the funding deficit as calculated by an independent actuary, AON Hewitt Cyprus, using previous year's data (for 2020 funding valuation used 31 December 2019 data and for 2019 funding valuation used 31 December 2018 data) and applying FSMA required assumptions. This was calculated based on an Long-Term Provision/Short Term Provisions (LTP/STP) methodology using a discount rate of 0.27% (2019 0.73%), as required by FSMA. The difference between LTP/STP methodology to the Projected Benefit Obligation (PBO) methodology used for IFRS purposes is that LTP/STP does not allow any future salary increases.

|   | 2020           | 2019           |
|---|----------------|----------------|
|   | €              | €              |
| <b><i>Amounts recognised in the profit and loss account</i></b> |                |                |
| Current service cost  | 186,077        | 176,383        |
| Net interest charge   | 3,202          | 9,235          |
| <b>Total profit and loss charge</b>                             | <u>189,279</u> | <u>185,618</u> |

**NOTES TO THE FINANCIAL STATEMENTS****23. Pensions (continued)****(iii) Actuarial valuation results (continued)**

|   | 2020               | 2019               |
|---|--------------------|--------------------|
|   | €                  | €                  |
| <i>Amounts recognised in statement of comprehensive income (CI)</i>     |                    |                    |
| Return on plan assets above the amount included in the income statement | 110,666            | 848,282            |
| Actuarial loss arising from experience adjustments                      | (54,718)           | (276,129)          |
| Actuarial loss arising from changes in assumptions                      | (38,838)           | (570,466)          |
| <b>Actuarial gain recognised in the statement of CI</b>                 | <b>17,110</b>      | <b>1,687</b>       |
|   | 2020               | 2019               |
|   | €                  | €                  |
| <i>Movement in the fair value of plan assets during the year</i>        |                    |                    |
| Fair value of plan assets at 1 January                                  | 8,272,557          | 7,873,408          |
| Expected return on plan assets  | 80,094             | 129,421            |
| Regular contributions by employer                                       | 184,302            | 177,097            |
| Deficit contributions by employer                                       | 70,000             | 143,000            |
| Death and disability reinsurance costs contributions by employer        | 90,000             | 91,000             |
| Benefit payments  | (697,210)          | (989,651)          |
| Actuarial gain on plan assets   | 110,666            | 848,282            |
| <b>Fair value of plan assets at 31 December</b>                         | <b>8,110,409</b>   | <b>8,272,557</b>   |
| <i>Movement in defined benefit plan liabilities during the year</i>     |                    |                    |
| Benefit obligation at 1 January   | (8,684,843)        | (8,512,860)        |
| Current service cost  | (186,077)          | (176,383)          |
| Interest charge   | (83,296)           | (138,656)          |
| Benefit payments  | 697,210            | 989,651            |
| Actuarial loss on benefit obligation - financial assumptions            | (38,838)           | (570,466)          |
| Actuarial loss on benefit obligation - experience adjustments           | (54,718)           | (276,129)          |
| <b>Defined benefit obligation at 31 December</b>                        | <b>(8,350,562)</b> | <b>(8,684,843)</b> |
| <i>Movement in gross liability in the balance sheet</i>                 |                    |                    |
| Gross liability at 1 January  | (412,286)          | (639,452)          |
| Actual contributions paid by employer                                   | 344,302            | 411,097            |
| Total expense recognised in the income statement                        | (189,279)          | (185,618)          |
| Gross liability in the balance sheet before adjustment                  | (257,263)          | (413,973)          |
| Amount recognised in the statement of CI                                | 17,110             | 1,687              |
| <b>Gross liability at 31 December</b>                                   | <b>(240,153)</b>   | <b>(412,286)</b>   |

**NOTES TO THE FINANCIAL STATEMENTS****23. Pensions (continued)****(iv) Sensitivity analysis**

The discount rate and inflation rate have a significant effect on the amounts reported. A sensitivity analysis of the impact of changes in these assumptions on the benefit expense and obligation, is provided below.

|  | Central<br>Assumptions<br>€ | Discount<br>rate + 0.5%<br>€ | Salary<br>inflation rate<br>+ 0.5%<br>€ |
|--|-----------------------------|------------------------------|---|
| <b><i>Amounts recognised in the profit and loss for 2021</i></b> |                             |                              |   |
| Current service cost   | 180,307                     | 164,950                      | 202,850                                 |
| Net interest charge / (income)                                   | 1,013                       | (3,075)                      | 3,015                                   |
| <b>Total profit and loss charge</b>                              | <b>181,320</b>              | <b>161,875</b>               | <b>205,865</b>                          |
| <b>Impact %</b>  | <b>—</b>                    | <b>-10.7%</b>                | <b>+13.5%</b>                           |
| <b><i>Amounts recognised in the balance sheet</i></b>            |                             |                              |   |
| Present value of plan liabilities                                | 8,350,562                   | 7,949,474                    | 8,637,000                               |
| <b>Impact %</b>  | <b>—</b>                    | <b>-4.8%</b>                 | <b>+3.4%</b>                            |

**24. Other post-retirement benefits****(i) Actuarial valuation assumptions**

The company provides post-retirement medical benefits to its retired employees and dependants. The cost of providing post-retirement benefits is assessed by independent actuaries using the projected unit method. The date of the latest actuarial valuation was 31 December 2020.

The key financial assumptions used for the medical fund are set out below. The assumptions used to evaluate medical fund benefits at 31 December in the year are used to determine medical fund expense for the following year, that is, the assumptions at 31 December 2020 are used to determine the medical fund liabilities at that date and the medical fund cost for 2021.

|                                  | 2020<br>% p.a. | 2019<br>% p.a. |
|----------------------------------|----------------|----------------|
| Discount rate                    | 0.70           | 1.00           |
| Medical inflation rate           | 2.65           | 2.80           |
| Medical incidence claim increase | 1.50           | 1.50           |
| Price inflation                  | 1.45           | 1.70           |

**NOTES TO THE FINANCIAL STATEMENTS****24. Other post-retirement benefits (continued)****(ii) Actuarial valuation results**

The valuation showed that the value of the company's plan liabilities as at 31 December 2020 was €2,360,728 (2019 €2,630,916). The deficit in the company's plan as at 31 December 2020, recognised in the balance sheet, as measured in accordance with requirements of FRS 101, is estimated at €2,360,728 (2019 €2,630,916), as follows:

|  | 2020               | 2019               |
|--|--------------------|--------------------|
|  | €                  | €                  |
| <b><i>Amounts recognised in the balance sheet</i></b>                      |                    |                    |
| Present value of plan liabilities  | (2,360,728)        | (2,630,916)        |
| <b>Gross liability recognised in the balance sheet</b>                     | (2,360,728)        | (2,630,916)        |
| Related deferred tax asset   | 295,091            | 328,864            |
| <b>Liability net of deferred tax asset</b>                                 | <u>(2,065,637)</u> | <u>(2,302,052)</u> |
| <b><i>Amounts recognised in the profit and loss</i></b>                    |                    |                    |
| Current service cost   | 47,203             | 47,071             |
| Net interest cost  | 25,701             | 40,500             |
| <b>Total operating charge</b>  | <u>72,904</u>      | <u>87,571</u>      |
| <b><i>Amounts recognised in statement of comprehensive income (CI)</i></b> |                    |                    |
| Experience gains arising on the scheme liabilities                         | 48,712             | 22,969             |
| Changes in assumptions underlying the present value of scheme liabilities  | 226,485            | (209,665)          |
| <b>Actuarial gain / (loss) recognised in the statement of CI</b>           | <u>275,197</u>     | <u>(186,696)</u>   |
| <b><i>Movement in defined benefit plan liabilities during the year</i></b> |                    |                    |
| Benefit obligation at 1 January  | (2,630,916)        | (2,441,451)        |
| Current service cost   | (47,203)           | (47,071)           |
| Benefit payments   | 67,895             | 84,802             |
| Net interest charge  | (25,701)           | (40,500)           |
| Actuarial gain / (loss) on obligation                                      | 275,197            | (186,696)          |
| <b>Defined benefit plan liability at 31 December</b>                       | <u>(2,360,728)</u> | <u>(2,630,916)</u> |
| <b><i>Movement in gross liability in the balance sheet</i></b>             |                    |                    |
| Gross liability at 1 January   | (2,630,916)        | (2,441,451)        |
| Actual contributions paid by employer                                      | 67,895             | 84,802             |
| Total expense recognised in the income statement                           | (72,904)           | (87,571)           |
| <b>Gross liability in the balance sheet before adjustment</b>              | (2,635,925)        | (2,444,220)        |
| Amount recognised in the statement of CI                                   | 275,197            | (186,696)          |
| <b>Gross liability at 31 December</b>                                      | <u>(2,360,728)</u> | <u>(2,630,916)</u> |

**NOTES TO THE FINANCIAL STATEMENTS****24. Other post-retirement benefits (continued)****(iii) Sensitivity analysis**

The discount rate and inflation rate have a significant effect on the amounts reported. A sensitivity analysis of the impact of changes in these assumptions on the benefit expense and obligation, is provided below.

|  | Central<br>Assumptions<br>€ | Discount<br>rate + 0.5%<br>€ | Medical<br>inflation rate<br>+ 0.5% *<br>€ |
|--|-----------------------------|------------------------------|--|
| <b><i>Amounts recognised in the profit and loss for 2021</i></b> |                             |                              |  |
| Current service cost   | 43,373                      | 37,598                       | 50,201                                     |
| Net interest charge  | 16,142                      | 25,552                       | 17,489                                     |
| <b>Total profit and loss charge</b>                              | <b>59,515</b>               | <b>63,150</b>                | <b>67,690</b>                              |
| <b>Impact %</b>  | <b>—</b>                    | <b>+6.1%</b>                 | <b>+13.7%</b>                              |
| <b><i>Amounts recognised in the balance sheet</i></b>            |                             |                              |  |
| Present value of plan liabilities                                | 2,360,728                   | 2,184,054                    | 2,553,242                                  |
| <b>Impact %</b>  | <b>—</b>                    | <b>-7.5%</b>                 | <b>+8.2%</b>                               |

\* the healthcare cost trend rate is embedded in the medical inflation rate

**25. Immediate and ultimate controlling parent undertaking**

The immediate parent undertaking is BP Global Investments Limited, a company registered in England and Wales. The ultimate controlling parent undertaking is BP p.l.c., a company registered in England and Wales, which is the parent undertaking of the smallest and largest group to consolidate these financial statements. Copies of the consolidated financial statements of BP p.l.c. can be obtained from its registered address: 1 St James's Square, London, SW1Y 4PD.