


REGISTERED NUMBER: 01632091 (England and Wales)

**Group Strategic Report,
Report of the Directors and
Consolidated Financial Statements
for the Year Ended
30 April 2015
for
Thomas Ramsden (Holdings) Limited**

TUESDAY



A4ZFFENE

A09

26/01/2016

#318

COMPANIES HOUSE

**Contents of the Consolidated Financial Statements
for the Year Ended 30 April 2015**

	Page
Company Information	1
Group Strategic Report	2
Report of the Directors	4
Report of the Independent Auditors	5
Consolidated Profit and Loss Account	7
Consolidated Statement of Total Recognised Gains and Losses	8
Consolidated Balance Sheet	9
Company Balance Sheet	10
Consolidated Cash Flow Statement	11
Notes to the Consolidated Cash Flow Statement	12
Notes to the Consolidated Financial Statements	13

Thomas Ramsden (Holdings) Limited

**Company Information
for the Year Ended 30 April 2015**

DIRECTORS:	Col. R A B Ramsden T B Ramsden
REGISTERED OFFICE:	Netherfield Road Guiseley West Yorkshire LS20 9PD
REGISTERED NUMBER:	01632091 (England and Wales)
AUDITORS:	Kirk Newsholme Chartered Accountants and Statutory Auditors 4315 Park Approach Thorpe Park Leeds West Yorkshire LS15 8GB
BANKERS:	Lloyds TSB PO Box 96 6/7 Park Row Leeds West Yorkshire LS1 1NX
SOLICITORS:	The Beaumont Partnership PO Box 32 67 Westgate Wakefield WF1 1BP

**Group Strategic Report
for the Year Ended 30 April 2015**

The directors present their strategic report of the company and the group for the year ended 30 April 2015.

REVIEW OF BUSINESS

The group operates in a market that is significantly affected by global supply and demand. The group is also affected by changes in fashion.

Due to the difficult worldwide economic situation and continuing strong competition from low cost and low wage economies, the group saw turnover decrease by 11%. This has led to a decreased in the group's profit before taxation from £293,458 to a small loss of £28,152.

The valuations of the defined benefit pension scheme using FRS17 have seen the deficit remain at a consistent level this year. Valuations under FRS17 show a very high degree of volatility from year to year and the Directors of the company do not regard the FRS17 valuations as a reliable measure of the true state of the schemes. They will continue to use the triennial scheme specific valuations prepared by the scheme Actuaries for this purpose.

Key Performance Indicators

Key Performance Indicator	2015	2014
Return on Capital Employed (1)	-0.6%	6.1%
Gross Margin (2)	28.2%	29.3%

Notes to KPIs

(1) Return on Capital Employed (ROCE) = Profit before taxation as a percentage of shareholders funds.

The group aims to increase shareholders funds over time and measures performance against this objective by measuring ROCE. Source data is taken from the audited financial statements.

(2) Gross Margin = Gross Profit as a percentage of Turnover.

The group aims to maximise the profit available to shareholders. The level of gross margin reflects operational and buying efficiency and selling prices achieved. Accordingly the directors believe that this is a key indicator of the operation of the business. Source data is taken from the audited financial statements.

PRINCIPAL RISKS AND UNCERTAINTIES FACING THE GROUP

The supply of knitting yarn and craft products is a global marketplace. The supply has increasingly moved to low-cost and low-wage economies. The group faces strong competition from suppliers in these countries. The group's products are also affected by changes in fashion. The group seeks to resist this competition by improving the costs of products and investing in the group's internationally recognised brand names Wendy, Robin and Twilleys of Stamford.

The changes to the manufacturing operations undertaken in previous financial years have significantly reduced the costs carried by the group and improved the group's flexibility and its ability to react to changes in the level of demand. The group's brand names are supported by advertising and by direct support to individual retailers and consumers.

Financial uncertainties associated with currency exchange rate fluctuations have increased following the recent global financial turmoil. The group seeks to moderate these risks by the use of forward currency contracts with major banks. All bank deposits are with major banks.

The group does not have any material credit risks due to the very wide customer base.

**Group Strategic Report
for the Year Ended 30 April 2015**

PENSION SCHEMES

The group has two Defined Benefit Pension Schemes, both of which are closed to future accrual. Both of these schemes are currently in deficit as disclosed by the triennial scheme specific valuation, but Recovery Plans have been agreed with the Trustees and the Scheme Actuaries.

The results of the FRS17 valuations are shown in note 18 to the accounts. During the year ended 30th April 2015 the changes in financial and actuarial assumptions have led to only a small decrease in the overall deficit. The group is committed to maintaining its contributions to ensure the future viability of the funds.

DISABLED EMPLOYEES


The group gives every consideration to applications for employment from disabled persons where the requirements of the job may be adequately covered by a handicapped or disabled person.

With regard to existing disabled employees and those who have become disabled during the year, the group has continued to examine ways and means of providing continuing employment under normal terms and conditions and to provide training and career development and promotion wherever appropriate.

EMPLOYEES

The groups policy of providing employees with information about the group has continued.

ON BEHALF OF THE BOARD:

A handwritten signature in black ink, appearing to be 'Col. R A B Ramsden', written over a horizontal line.

Col. R A B Ramsden - Director

6 January 2016

Thomas Ramsden (Holdings) Limited (Registered number: 01632091)

**Report of the Directors
for the Year Ended 30 April 2015**

The directors present their report with the financial statements of the company and the group for the year ended 30 April 2015.

PRINCIPAL ACTIVITIES

The principal activities of the group in the year under review were those of the purchase, manufacture and sale of hand and machine knitting yarns and craft products.

DIVIDENDS

No dividends will be distributed for the year ended 30 April 2015.

DIRECTORS

The directors shown below have held office during the whole of the period from 1 May 2014 to the date of this report.

Col. R A B Ramsden
T B Ramsden

STATEMENT OF DIRECTORS' RESPONSIBILITIES

The directors are responsible for preparing the Report of the Directors and the financial statements in accordance with applicable law and regulations.

Company law requires the directors to prepare financial statements for each financial year. Under that law the directors have elected to prepare the financial statements in accordance with United Kingdom Generally Accepted Accounting Practice (United Kingdom Accounting Standards and applicable law). Under company law the directors must not approve the financial statements unless they are satisfied that they give a true and fair view of the state of affairs of the company and the group and of the profit or loss of the group for that period. In preparing these financial statements, the directors are required to:

- select suitable accounting policies and then apply them consistently;
- make judgements and accounting estimates that are reasonable and prudent;
- prepare the financial statements on the going concern basis unless it is inappropriate to presume that the company will continue in business.

The directors are responsible for keeping adequate accounting records that are sufficient to show and explain the company's and the group's transactions and disclose with reasonable accuracy at any time the financial position of the company and the group and enable them to ensure that the financial statements comply with the Companies Act 2006. They are also responsible for safeguarding the assets of the company and the group and hence for taking reasonable steps for the prevention and detection of fraud and other irregularities.


STATEMENT AS TO DISCLOSURE OF INFORMATION TO AUDITORS

So far as the directors are aware, there is no relevant audit information (as defined by Section 418 of the Companies Act 2006) of which the group's auditors are unaware, and each director has taken all the steps that he ought to have taken as a director in order to make himself aware of any relevant audit information and to establish that the group's auditors are aware of that information.

AUDITORS

The auditors, Kirk Newsholme, will be proposed for re-appointment at the forthcoming Annual General Meeting.

ON BEHALF OF THE BOARD:



Col. R A B Ramsden - Director

6 January 2016

**Report of the Independent Auditors to the Members of
Thomas Ramsden (Holdings) Limited (Registered number: 01632091)**

We have audited the financial statements of Thomas Ramsden (Holdings) Limited for the year ended 30 April 2015 on pages seven to twenty four. The financial reporting framework that has been applied in their preparation is applicable law and United Kingdom Accounting Standards (United Kingdom Generally Accepted Accounting Practice).

This report is made solely to the company's members, as a body, in accordance with Chapter 3 of Part 16 of the Companies Act 2006. Our audit work has been undertaken so that we might state to the company's members those matters we are required to state to them in a Report of the Auditors and for no other purpose. To the fullest extent permitted by law, we do not accept or assume responsibility to anyone other than the company and the company's members as a body, for our audit work, for this report, or for the opinions we have formed.

Respective responsibilities of directors and auditors

As explained more fully in the Statement of Directors' Responsibilities set out on page four, the directors are responsible for the preparation of the financial statements and for being satisfied that they give a true and fair view. Our responsibility is to audit and express an opinion on the financial statements in accordance with applicable law and International Standards on Auditing (UK and Ireland). Those standards require us to comply with the Auditing Practices Board's Ethical Standards for Auditors.

Scope of the audit of the financial statements

An audit involves obtaining evidence about the amounts and disclosures in the financial statements sufficient to give reasonable assurance that the financial statements are free from material misstatement, whether caused by fraud or error. This includes an assessment of: whether the accounting policies are appropriate to the group's and the parent company's circumstances and have been consistently applied and adequately disclosed; the reasonableness of significant accounting estimates made by the directors; and the overall presentation of the financial statements. In addition, we read all the financial and non-financial information in the Group Strategic Report and the Report of the Directors to identify material inconsistencies with the audited financial statements and to identify any information that is apparently materially incorrect based on, or materially inconsistent with, the knowledge acquired by us in the course of performing the audit. If we become aware of any apparent material misstatements or inconsistencies we consider the implications for our report.

Opinion on financial statements

In our opinion the financial statements:

- give a true and fair view of the state of the group's and of the parent company's affairs as at 30 April 2015 and of the group's loss for the year then ended;
- have been properly prepared in accordance with United Kingdom Generally Accepted Accounting Practice; and
- have been prepared in accordance with the requirements of the Companies Act 2006.

Opinion on other matter prescribed by the Companies Act 2006

In our opinion the information given in the Group Strategic Report and the Report of the Directors for the financial year for which the financial statements are prepared is consistent with the financial statements.

**Report of the Independent Auditors to the Members of
Thomas Ramsden (Holdings) Limited (Registered number: 01632091)**

Matters on which we are required to report by exception

We have nothing to report in respect of the following matters where the Companies Act 2006 requires us to report to you if, in our opinion:

- adequate accounting records have not been kept by the parent company, or returns adequate for our audit have not been received from branches not visited by us; or
- the parent company financial statements are not in agreement with the accounting records and returns; or
- certain disclosures of directors' remuneration specified by law are not made; or
- we have not received all the information and explanations we require for our audit.

Mark Templeton BSc FCA (Senior Statutory Auditor)
for and on behalf of Kirk Newsholme
Chartered Accountants and Statutory Auditors
4315 Park Approach
Thorpe Park
Leeds
West Yorkshire
LS15 8GB

Date: 22 January 2016

Thomas Ramsden (Holdings) Limited (Registered number: 01632091)

**Consolidated Profit and Loss Account
for the Year Ended 30 April 2015**

	Notes	2015 £	2014 £
TURNOVER	2	6,123,829	6,844,746
Cost of sales		4,395,855	4,837,997
GROSS PROFIT		1,727,974	2,006,749
Distribution costs		530,796	523,814
Administrative expenses		1,368,483	1,345,167
		1,899,279	1,868,981
		(171,305)	137,768
Other operating income		182,886	206,328
OPERATING PROFIT	4	11,581	344,096
Interest receivable and similar income		1,329	1,975
		12,910	346,071
Interest payable and similar charges	5	14,962	20,213
Other finance costs	18	26,100	32,400
		41,062	52,613
(LOSS)/PROFIT ON ORDINARY ACTIVITIES BEFORE TAXATION		(28,152)	293,458
Tax on (loss)/profit on ordinary activities	6	-	-
(LOSS)/PROFIT FOR THE FINANCIAL YEAR FOR THE GROUP		(28,152)	293,458

CONTINUING OPERATIONS

None of the group's activities were acquired or discontinued during the current year or previous year.

Thomas Ramsden (Holdings) Limited (Registered number: 01632091)

**Consolidated Statement of Total Recognised Gains and Losses
for the Year Ended 30 April 2015**

	2015 £	2014 £
(LOSS)/PROFIT FOR THE FINANCIAL YEAR	(28,152)	293,458
Actuarial loss (note 18)	(71,000)	214,000
	<hr/>	<hr/>
TOTAL RECOGNISED GAINS AND LOSSES RELATING TO THE YEAR	(99,152)	507,458
	<hr/>	<hr/>

The notes form part of these financial statements

Thomas Ramsden (Holdings) Limited (Registered number: 01632091)

**Consolidated Balance Sheet
30 April 2015**

	Notes	2015		2014	
		£	£	£	£
FIXED ASSETS					
Intangible assets	8		-		-
Tangible assets	9		355,245		371,385
Investments	10		-		-
			<u>355,245</u>		<u>371,385</u>
CURRENT ASSETS					
Stocks	11	3,479,450		3,566,618	
Debtors	12	1,423,627		1,362,129	
Cash at bank and in hand		1,077,266		1,311,294	
		<u>5,980,343</u>		<u>6,240,041</u>	
CREDITORS					
Amounts falling due within one year	13	749,244		924,330	
		<u>749,244</u>		<u>924,330</u>	
NET CURRENT ASSETS			<u>5,231,099</u>		<u>5,315,711</u>
TOTAL ASSETS LESS CURRENT LIABILITIES			<u>5,586,344</u>		<u>5,687,096</u>
PENSION LIABILITY	18		(887,200)		(888,800)
NET ASSETS			<u><u>4,699,144</u></u>		<u><u>4,798,296</u></u>
CAPITAL AND RESERVES					
Called up share capital	16		95,000		95,000
Capital redemption reserve	17		5,000		5,000
Profit and loss account	17		4,599,144		4,698,296
SHAREHOLDERS' FUNDS	22		<u><u>4,699,144</u></u>		<u><u>4,798,296</u></u>

The financial statements were approved by the Board of Directors on 6 January 2016 and were signed on its behalf by:




Col. R A B Ramsden - Director

Thomas Ramsden (Holdings) Limited (Registered number: 01632091)

**Company Balance Sheet
30 April 2015**

	Notes	2015 £	2014 £
FIXED ASSETS			
Intangible assets	8	-	-
Tangible assets	9	-	-
Investments	10	242,117	242,117
		<u>242,117</u>	<u>242,117</u>
TOTAL ASSETS LESS CURRENT LIABILITIES		242,117	242,117
CREDITORS			
Amounts falling due after more than one year	14	142,117	142,117
		<u>100,000</u>	<u>100,000</u>
NET ASSETS			
		<u>100,000</u>	<u>100,000</u>
CAPITAL AND RESERVES			
Called up share capital	16	95,000	95,000
Capital redemption reserve	17	5,000	5,000
		<u>100,000</u>	<u>100,000</u>
SHAREHOLDERS' FUNDS	22	<u>100,000</u>	<u>100,000</u>

The financial statements were approved by the Board of Directors on 6 January 2016 and were signed on its behalf by:



Col. R A B Ramsden - Director

Thomas Ramsden (Holdings) Limited (Registered number: 01632091)

**Consolidated Cash Flow Statement
for the Year Ended 30 April 2015**

	Notes	2015 £	2014 £
Net cash outflow from operating activities	1	(159,527)	(623,609)
Returns on investments and servicing of finance	2	(13,633)	(18,238)
Capital expenditure	2	(61,846)	(62,543)
		(235,006)	(704,390)
Financing	2	978	(79,393)
Decrease in cash in the period		(234,028)	(783,783)
<hr/>			
Reconciliation of net cash flow to movement in net funds	3		
Decrease in cash in the period		(234,028)	(783,783)
Change in net funds resulting from cash flows		(234,028)	(783,783)
Movement in net funds in the period		(234,028)	(783,783)
Net funds at 1 May		1,311,294	2,095,077
Net funds at 30 April		1,077,266	1,311,294

The notes form part of these financial statements

**Notes to the Consolidated Cash Flow Statement
for the Year Ended 30 April 2015**

1. RECONCILIATION OF OPERATING PROFIT TO NET CASH OUTFLOW FROM OPERATING ACTIVITIES

	2015 £	2014 £
Operating profit	11,581	344,096
Depreciation charges	80,055	72,421
Profit on disposal of fixed assets	(2,069)	(3,984)
Decrease/(increase) in stocks	87,168	(668,965)
Increase in debtors	(61,498)	(91,752)
Decrease in creditors	(176,064)	(181,825)
Difference between pension charge and cash contributions	(98,700)	(93,600)
Net cash outflow from operating activities	(159,527)	(623,609)

2. ANALYSIS OF CASH FLOWS FOR HEADINGS NETTED IN THE CASH FLOW STATEMENT

	2015 £	2014 £
Returns on investments and servicing of finance		
Interest received	1,329	1,975
Interest paid	(14,962)	(20,213)
Net cash outflow for returns on investments and servicing of finance	(13,633)	(18,238)
Capital expenditure		
Purchase of tangible fixed assets	(63,923)	(68,621)
Sale of tangible fixed assets	2,077	6,078
Net cash outflow for capital expenditure	(61,846)	(62,543)
Financing		
Net amount repaid by directors	978	-
Net amount withdrawn by directors	-	(79,393)
Net cash inflow/(outflow) from financing	978	(79,393)

3. ANALYSIS OF CHANGES IN NET FUNDS

	At 1.5.14 £	Cash flow £	At 30.4.15 £
Net cash:			
Cash at bank and in hand	1,311,294	(234,028)	1,077,266
	<u>1,311,294</u>	<u>(234,028)</u>	<u>1,077,266</u>
Total	<u>1,311,294</u>	<u>(234,028)</u>	<u>1,077,266</u>

**Notes to the Consolidated Financial Statements
for the Year Ended 30 April 2015**

1. ACCOUNTING POLICIES

Accounting convention

The financial statements are prepared under the historical cost convention and in accordance with applicable accounting standards.

Basis of consolidation

The group accounts consolidate the accounts of Thomas Ramsden (Holdings) Limited and its subsidiaries made up to a date within 7 days of 30 April each year. Results of companies acquired during the year are included from the effective date of acquisition. No profit and loss account is presented for Thomas Ramsden (Holdings) Limited as provided by S.408(3) of the Companies Act 2006.

Turnover

Turnover represents the net invoiced value of the sale of goods, excluding value added tax.

Tangible fixed assets

Depreciation is provided at the following annual rates in order to write off each asset over its estimated useful life.

Short leasehold	- Over the duration of the lease
Plant and machinery	- 10%-33% on reducing balance, and straight line over 3-4 years

Stocks

Stocks are stated at the lower of cost and net realisable value as follows:

Cost incurred in bringing each product to its present location and condition:

Raw Materials	- purchase cost on a first in, first out basis
Work-in-progress and finished goods	- cost of direct materials and labour plus attributable overheads and certain administrative costs based on the normal level of activity.

Net realisable value is based on the estimated selling price less further costs expected to be incurred to completion and disposal.

Deferred tax

Deferred tax is recognised in respect of all timing differences that have originated but not reversed at the balance sheet date where transactions or events have occurred at that date that will result in obligation to pay more, or a right to pay less or to receive more tax.

Deferred tax is measured on an undiscounted basis at the tax rates that are expected to apply in the periods in which timing differences reverse, based on tax rates and laws enacted or substantively enacted at the balance sheet date.

Deferred tax assets are only recognised to the extent that there is sufficient evidence available to confirm that the group will make sufficient taxable profits in the future to absorb the reversal of underlying timing differences.

Foreign currencies

Assets and liabilities in foreign currencies are translated into sterling at the rates of exchange ruling at the balance sheet date.

Transactions in foreign currencies are translated into sterling at the rate of exchange ruling at the date of transaction. Exchange differences are taken into account in arriving at the operating result.

Leased assets

Rentals paid under operating leases are charged to the profit and loss account on a straight line basis over the period of the lease.

**Notes to the Consolidated Financial Statements - continued
for the Year Ended 30 April 2015**

1. ACCOUNTING POLICIES - continued

Pension costs and other post-retirement benefits

The group operates defined benefit and defined contribution pension schemes for its employees. A defined benefit plan is a pension plan which defines an amount of pension benefit which an employee will receive on retirement. A defined contribution plan is a pension plan under which the group usually pays fixed contributions into a separate entity. For each of these schemes a separate fund is being accumulated to meet the accruing liabilities. The assets of each of these funds are either held under trusts or managed by insurance companies and are entirely separate from the group's assets.

The liability recognised in the balance sheet in respect of defined benefit pension plans is the present value of the defined benefit obligation at the balance sheet date less the fair value of plan assets, together with adjustments for actuarial gains or losses and past service costs. The defined benefit obligation is calculated annually by independent actuaries using the projected unit credit method. The present value of the defined benefit obligation is determined by discounting the estimated future cash outflows using interest rates of corporate bonds.

Actuarial gains and losses arising from experience adjustments and changes in actuarial assumptions are charged or credited to the Statement of Recognised Income and Expenditure as they arise.

Past service costs are recognised immediately in the income statement, unless the changes to the pension plan are conditional on the employees remaining in service for a specified period of time (the vesting period). In this case, the past-service costs are amortised on a straight line basis over the vesting period.

Contributions paid in respect of defined contribution schemes are charged to the profit and loss account as they become payable in accordance with the rules of the schemes.

Investments

Investments are stated at cost less provisions to reflect any permanent diminution in value.

Rental income

Rents receivable under operating leases are credited to the profit and loss account on a straight line basis over the period of the lease.

2. TURNOVER

The turnover and loss (2014 - profit) before taxation are attributable to the principal activities of the group.

An analysis of turnover by geographical market is given below:

	2015 £	2014 £
United Kingdom	5,582,167	6,269,035
Overseas Markets	541,662	575,711
	<u>6,123,829</u>	<u>6,844,746</u>

Turnover is attributable to one continuing activity, the manufacturing and sale of machine and hand knitting yarns and craft products.

**Notes to the Consolidated Financial Statements - continued
for the Year Ended 30 April 2015**

3. STAFF COSTS

	2015 £	2014 £
Wages and salaries	1,424,455	1,382,258
Social security costs	108,196	125,886
Health insurance	18,028	18,842
Defined benefit scheme costs	50,797	47,324
Other pension costs	75,585	71,209
	<u>1,677,061</u>	<u>1,645,519</u>

The average monthly number of employees during the year was as follows:

	2015	2014
Office and management	41	40
Manufacturing	37	38
	<u>78</u>	<u>78</u>

4. OPERATING PROFIT

The operating profit is stated after charging/(crediting):

	2015 £	2014 £
Other operating leases	220,700	217,500
Operating lease income	(182,886)	(206,328)
Depreciation - owned assets	80,055	72,421
Profit on disposal of fixed assets	(2,069)	(3,984)
Auditors' remuneration	12,900	12,000
Foreign exchange differences	(56,697)	(147,567)
	<u>94,151</u>	<u>94,169</u>
Directors' remuneration	22,000	21,035
Directors' pension contributions to money purchase schemes	<u>22,000</u>	<u>21,035</u>

The number of directors to whom retirement benefits were accruing was as follows:

Money purchase schemes	<u>2</u>	<u>2</u>
------------------------	----------	----------

5. INTEREST PAYABLE AND SIMILAR CHARGES

	2015 £	2014 £
Other interest	<u>14,962</u>	<u>20,213</u>

6. TAXATION

Analysis of the tax charge

No liability to UK corporation tax arose on ordinary activities for the year ended 30 April 2015 nor for the year ended 30 April 2014.

**Notes to the Consolidated Financial Statements - continued
for the Year Ended 30 April 2015**

6. TAXATION - continued

Factors affecting the tax charge

The tax assessed for the year is higher than the standard rate of corporation tax in the UK. The difference is explained below:

	2015 £	2014 £
(Loss)/profit on ordinary activities before tax	(28,152)	293,458
(Loss)/profit on ordinary activities multiplied by the standard rate of corporation tax in the UK of 20% (2014 - 20%)	(5,630)	58,692
Effects of:		
Expenses not deductible for tax purposes	138	368
Depreciation in excess of capital allowances	8,104	3,710
Utilisation of tax losses	11,899	(50,792)
Pension adjustments	(14,511)	(11,978)
Current tax charge	-	-

Factors that may affect future tax charges

The following deferred tax asset (calculated at the standard rate of corporation tax in the UK of 20% (2014 - 20%)) has not been recognised on the grounds that there is insufficient evidence that the asset will be recoverable:

	2015 £	2014 £
Capital allowances in advance of depreciation	(15,081)	(17,325)
Unused tax losses for taxation purposes	593,721	577,189
Deferred tax asset on pension liabilities	178,541	179,086
	757,181	738,950

7. PROFIT OF PARENT COMPANY

As permitted by Section 408 of the Companies Act 2006, the Profit and Loss Account of the parent company is not presented as part of these financial statements. The parent company's profit for the financial year was £0 (2014 - £0).

Notes to the Consolidated Financial Statements - continued
for the Year Ended 30 April 2015

8. INTANGIBLE FIXED ASSETS

Group	Patents and licences £
COST	
At 1 May 2014 and 30 April 2015	14,751
AMORTISATION	
At 1 May 2014 and 30 April 2015	14,751
NET BOOK VALUE	
At 30 April 2015	-
At 30 April 2014	-

9. TANGIBLE FIXED ASSETS

Group	Short leasehold £	Plant and machinery £	Totals £
COST			
At 1 May 2014	112,264	2,999,359	3,111,623
Additions	-	63,923	63,923
Disposals	-	(64,701)	(64,701)
At 30 April 2015	112,264	2,998,581	3,110,845
DEPRECIATION			
At 1 May 2014	34,684	2,705,554	2,740,238
Charge for year	6,972	73,083	80,055
Eliminated on disposal	-	(64,693)	(64,693)
At 30 April 2015	41,656	2,713,944	2,755,600
NET BOOK VALUE			
At 30 April 2015	70,608	284,637	355,245
At 30 April 2014	77,580	293,805	371,385

Included within fixed assets are leasehold improvements which are held for use in operating leases. The gross amount of these assets is £86,545 (2014: £86,845) and the accumulated depreciation is £37,116 (2014: £29,916).

Notes to the Consolidated Financial Statements - continued
for the Year Ended 30 April 2015

10. FIXED ASSET INVESTMENTS

Company	Shares in group undertakings £
COST	
At 1 May 2014 and 30 April 2015	242,117
NET BOOK VALUE	
At 30 April 2015	242,117
At 30 April 2014	242,117

It is the opinion of the directors that the value of the investments is not less than the amount at which they are stated in the accounts.

All subsidiary undertakings are wholly owned and registered in England and Wales. Details of the investments of the group or the company are as follows:

Name of company	Nature of business
Thomas B Ramsden & Co (Bradford) Limited	Manufacture and sale of hand knitting and industrial yarns and craft products.
Erika Knight with Ramsden Limited	Purchase and sale of high quality hand knitting and industrial yarns and craft products.
Alfred Haley & Co Limited	Non trading
Carter & Parker Limited*	Non trading
Waterwheel Yarns Limited	Non trading
The Wool Fashion Bureau Limited*	Non trading
Charles Fox & Co (Dyers) Limited	Non trading
Itemdawn Limited	Non trading
Richard Poppleton & Sons Limited*	Non trading
Thomas B Ramsden & Co (Export) Limited*	Non trading
Yarn Works Limited*	Non trading
Wendy Wools Limited*	Non trading
Wendy Handknits Limited*	Non trading
* Held by a subsidiary company.	

11. STOCKS

	Group	
	2015 £	2014 £
Raw materials	528,972	625,535
Work-in-progress	791,955	740,696
Finished goods	2,158,523	2,200,387
	<u>3,479,450</u>	<u>3,566,618</u>

Notes to the Consolidated Financial Statements - continued
for the Year Ended 30 April 2015

12. DEBTORS: AMOUNTS FALLING DUE WITHIN ONE YEAR

	Group	
	2015	2014
	£	£
Trade debtors	1,151,877	1,062,553
Other debtors	577	-
Prepayments and accrued income	271,173	299,576
	<u>1,423,627</u>	<u>1,362,129</u>

13. CREDITORS: AMOUNTS FALLING DUE WITHIN ONE YEAR

	Group	
	2015	2014
	£	£
Trade creditors	237,849	415,769
Social security and other taxes	162,890	155,259
Other creditors	17,735	14,022
Directors' current accounts	146,574	145,596
Accruals and deferred income	184,196	193,684
	<u>749,244</u>	<u>924,330</u>

14. CREDITORS: AMOUNTS FALLING DUE AFTER MORE THAN ONE YEAR

	Company	
	2015	2014
	£	£
Amounts owed to group undertakings	<u>142,117</u>	<u>142,117</u>

15. OPERATING LEASE COMMITMENTS

The following operating lease payments are committed to be paid within one year:

Group	Land and buildings		Other operating leases	
	2015	2014	2015	2014
	£	£	£	£
Expiring:				
Within one year	175,000	-	2,008	-
Between one and five years	-	210,000	-	4,818
	<u>175,000</u>	<u>210,000</u>	<u>2,008</u>	<u>4,818</u>

16. CALLED UP SHARE CAPITAL

Allotted, issued and fully paid:		Nominal value:	2015	2014
Number:	Class:		£	£
95,000	Ordinary	£1	<u>95,000</u>	<u>95,000</u>

Notes to the Consolidated Financial Statements - continued
for the Year Ended 30 April 2015

17. RESERVES

Group

	Profit and loss account £	Capital redemption reserve £	Totals £
At 1 May 2014	4,698,296	5,000	4,703,296
Deficit for the year	(28,152)		(28,152)
Actuarial gain/(loss)	(71,000)	-	(71,000)
At 30 April 2015	<u>4,599,144</u>	<u>5,000</u>	<u>4,604,144</u>
Profit and loss account excluding pension liability	5,486,344		
Pension deficit	<u>(887,200)</u>		
Profit and loss account	<u>4,599,144</u>		

Company

	Profit and loss account £	Capital redemption reserve £	Totals £
At 1 May 2014	-	5,000	5,000
Profit for the year	-		-
At 30 April 2015	<u>-</u>	<u>5,000</u>	<u>5,000</u>

18. EMPLOYEE BENEFIT OBLIGATIONS

The group operates two schemes, Carter & Parker Limited Staff Retirement Benefits Plan (1975), and Alfred Haley & Co Ltd Pension & Life Assurance Scheme. The schemes provide benefits based on final pensionable pay in respect to current and past companies of the Thomas Ramsden (Holdings) Limited group. The assets of the schemes are held separately from those of the group, predominantly invested in corporate bonds.

The amounts recognised in the balance sheet are as follows:

	Defined benefit pension plans	
	2015 £	2014 £
Present value of funded obligations	(11,964,800)	(11,125,800)
Fair value of plan assets	<u>11,077,600</u>	<u>10,237,000</u>
	(887,200)	(888,800)
Present value of unfunded obligations	-	-
Deficit	<u>(887,200)</u>	<u>(888,800)</u>
Net liability	<u>(887,200)</u>	<u>(888,800)</u>

Notes to the Consolidated Financial Statements - continued
for the Year Ended 30 April 2015

18. EMPLOYEE BENEFIT OBLIGATIONS - continued

The amounts recognised in profit or loss are as follows:

	Defined benefit pension plans	
	2015	2014
	£	£
Current service cost	5,000	6,000
Interest cost	450,800	437,800
Expected return	(424,700)	(405,400)
Past service cost	-	-
Administrative expenses included in service cost	22,000	22,000
Benefits paid	7,300	8,400
	<u>60,400</u>	<u>68,800</u>
Actual return on plan assets	<u>1,531,000</u>	<u>87,100</u>

Changes in the present value of the defined benefit obligation are as follows:

	Defined benefit pension plans	
	2015	2014
	£	£
Opening defined benefit obligation	11,125,800	11,203,000
Current service cost	27,000	28,000
Interest cost	450,800	437,800
Charges paid	(27,000)	(28,000)
Actuarial losses/(gains)	1,177,300	(516,300)
Benefits paid	(789,100)	(624,000)
Re-recognition / (de-recognition) of scheme liabilities	-	625,300
	<u>11,964,800</u>	<u>11,125,800</u>

Changes in the fair value of scheme assets are as follows:

	Defined benefit pension plans	
	2015	2014
	£	£
Opening fair value of scheme assets	10,237,000	10,039,000
Contributions by employer	133,000	130,000
Charges paid	(27,000)	(28,000)
Expected return	424,700	405,400
Actuarial gains/(losses)	1,106,300	(318,300)
Benefits paid	(796,400)	(632,400)
Re-recognition / (de-recognition) of scheme assets	-	641,300
	<u>11,077,600</u>	<u>10,237,000</u>

Notes to the Consolidated Financial Statements - continued
for the Year Ended 30 April 2015

18. **EMPLOYEE BENEFIT OBLIGATIONS - continued**

The amounts recognised in the statement of recognised gains and losses are as follows:

	Defined benefit pension plans	
	2015	2014
	£	£
Actuarial gains / (losses)	(71,000)	198,000
Re-recognition / (de-recognition) of scheme liabilities	-	16,000
	<u>(71,000)</u>	<u>214,000</u>
Cumulative amount of actuarial gains	<u>311,100</u>	<u>382,100</u>

The major categories of scheme assets as a percentage of total scheme assets are as follows:

	Defined benefit pension plans	
	2015	2014
Equities	26%	27%
Bonds	56%	54%
Insured annuities	15%	16%
Other	3%	3%
	<u>100%</u>	<u>100%</u>

Principal actuarial assumptions at the balance sheet date (expressed as weighted averages):

	2015	2014
Discount rate	3.20%	4.20%
Expected return on scheme assets	3.49%	4.28%
Future pension increases	3.19%	3.25%

The expected return on scheme assets is calculated using the assumed rate of return applied to the year-end asset mix, excluding investment and administrative expenses.

This includes an expected rate of return on equities of 6.5%, bonds 2.5%, insured annuities of 3.2% and other assets 2%.

Amounts for the current and previous four periods are as follows:

	2015	2014	2013	2012	2011
	£	£	£	£	£
Defined benefit pension plans					
Defined benefit obligation	(11,964,800)	(11,125,800)	(11,203,000)	(10,622,500)	(10,097,000)
Fair value of scheme assets	11,077,600	10,237,000	10,039,000	9,888,200	9,573,500
Deficit	(887,200)	(888,800)	(1,164,000)	(734,300)	(523,500)
Experience adjustments on scheme liabilities	115,200	28,400	(141,000)	(174,500)	89,500
Experience adjustments on scheme assets	1,106,300	(318,300)	805,000	430,600	138,600

The best estimate of contributions expected to be paid to the plans during the annual period beginning after the balance sheet date is £153,000.

**Notes to the Consolidated Financial Statements - continued
for the Year Ended 30 April 2015**

19. OTHER FINANCIAL COMMITMENTS

The group had entered into forward purchase contracts in respect of foreign currency at the year end. The group has committed to purchase \$950,000 in various denominations until 10 December 2015 at an average rate of \$1.58.

20. RELATED PARTY DISCLOSURES

The group pays the administration and investment management costs of Carter & Parker Limited 1988 Retirement Savings Plan and Alfred Haley & Co Ltd Pension & Life Assurance Scheme. The schemes do not reimburse the group for these costs.

The company has taken advantage of the exemptions under FRS 8 "Related Party Disclosures" not to disclose transactions with members of the group headed by Thomas Ramsden (Holdings) Limited on the grounds that 100% of the voting rights in the companies are controlled within the group and the results are included in publicly available group consolidated financial statements.

Col. R A B Ramsden

Rent totalling £210,000 (2014: £210,000) was charged to the company by its director, Col. R A B Ramsden and his wife, Mrs G A Ramsden, who own the freehold land and buildings.

Interest was charged to the company in the year on the directors current account totalling £13,611 (2014: £19,481).

	2015 £	2014 £
Amount due to related party at the balance sheet date	<u>146,574</u>	<u>145,596</u>

Chequered Flag Karting Limited

A company in which Col. R A B Ramsden is a shareholder

During the year the company charged rent of £17,326 (2014: £17,326) to Chequered Flag Karting Limited for sub-letting a unit of the property. The company also recharged electricity and other costs during the year totalling £3,300 (2014: £3,378) to Chequered Flag Karting Limited.

Chequered Flag Karting Limited also provided services to the company for the repair of motor vehicles during the year ended 30 April 2015 totalling £5,935 (2014: £3,612).

	2015 £	2014 £
Amount due from related party at the balance sheet date	<u>174,021</u>	<u>122,498</u>

Mrs G A Ramsden

The wife of Col. R A B Ramsden

Interest was paid in the year of £1,352 (2014: £946) to Mrs G A Ramsden.

The amounts owed to Mrs G A Ramsden as at 30 April 2015 and 30 April 2014 are included in other creditors in note 12 to the accounts.

	2015 £	2014 £
Amount due to related party at the balance sheet date	<u>17,735</u>	<u>14,022</u>

**Notes to the Consolidated Financial Statements - continued
for the Year Ended 30 April 2015**

21. ULTIMATE CONTROLLING PARTY

The company is controlled by Col. R A B Ramsden.

22. RECONCILIATION OF MOVEMENTS IN SHAREHOLDERS' FUNDS

Group

	2015 £	2014 £
(Loss)/profit for the financial year	(28,152)	293,458
Other recognised gains and losses relating to the year (net)	(71,000)	214,000
Net (reduction)/addition to shareholders' funds	(99,152)	507,458
Opening shareholders' funds	4,798,296	4,290,838
Closing shareholders' funds	4,699,144	4,798,296

Company

	2015 £	2014 £
Profit for the financial year	-	-
Opening shareholders' funds	100,000	100,000
Closing shareholders' funds	100,000	100,000