

**Report of the Directors and  
Consolidated Financial Statements  
for the year ended  
30 April 2010  
for  
Thomas Ramsden (Holdings) Limited**

WEDNESDAY



A24 \*AFOCDN1Q\* 257  
01/09/2010  
COMPANIES HOUSE

**Contents of the Consolidated Financial Statements  
for the year ended 30 April 2010**

	<b>Page</b>
<b>Company Information</b>	<b>1</b>
<b>Report of the Directors</b>	<b>2</b>
<b>Report of the Independent Auditors</b>	<b>5</b>
<b>Consolidated Profit and Loss Account</b>	<b>6</b>
<b>Consolidated Statement of Total Recognised Gains and Losses</b>	<b>7</b>
<b>Consolidated Balance Sheet</b>	<b>8</b>
<b>Company Balance Sheet</b>	<b>9</b>
<b>Consolidated Cash Flow Statement</b>	<b>10</b>
<b>Notes to the Consolidated Cash Flow Statement</b>	<b>11</b>
<b>Notes to the Consolidated Financial Statements</b>	<b>12</b>

**Thomas Ramsden (Holdings) Limited**

**Company Information  
for the year ended 30 April 2010**

<b>DIRECTORS:</b>	Col R A B Ramsden T B Ramsden R S Wright
<b>SECRETARY:</b>	R S Wright
<b>REGISTERED OFFICE</b>	Netherfield Road Guiseley West Yorkshire LS20 9PD
<b>REGISTERED NUMBER</b>	1632091 (England and Wales)
<b>AUDITORS:</b>	Kirk Newsholme Statutory Auditors 16 Blenheim Terrace Leeds West Yorkshire LS2 9HN
<b>BANKERS:</b>	Lloyds TSB PO Box 96 6/7 Park Row Leeds West Yorkshire LS1 1NX
<b>SOLICITORS:</b>	The Beaumont Partnership PO Box 32 67 Westgate Wakefield WF1 1BP

**Report of the Directors  
for the year ended 30 April 2010**

The directors present their report with the financial statements of the company and the group for the year ended 30 April 2010

**PRINCIPAL ACTIVITIES**

The principal activities of the group in the year under review were those of the purchase, manufacture and sale of hand and machine knitting yarns and craft products

**REVIEW OF BUSINESS**

The group operates in a market that is significantly affected by global supply and demand. The group is also affected by changes in fashion.

The Directors are pleased to confirm that the year ended 30th April 2010 has continued the progress seen in the previous year and has now returned to profitable trading.

Despite the worldwide recession and continuing strong competition from low cost and low wage economies, the group saw turnover growth of 15%. Reductions in overheads and increases in other operating income have been achieved.

The Directors can confirm that an Operating Profit of £151,716 was achieved compared to a loss last year of (£232,338). The group also shows a profit before taxation of £12,041 compared to a loss last year of (£304,862).

The worldwide turmoil in the financial markets has led to a significant increase in the pension scheme deficits and associated finance costs as measured under FRS17. The Directors of the group do not regard the FRS17 valuations as a reliable measure of the true state of the pension schemes. They will continue to rely on the triennial scheme specific valuations carried out by the scheme actuaries for this purpose. Full details of the FRS17 valuations are shown at note 18 to the accounts.

**Key Performance Indicators**

Key Performance Indicator	2010	2009
Return on Capital Employed (1)	0%	-7%
Gross Margin (2)	29%	28%

**Notes to KPIs**

(1) Return on Capital Employed (ROCE) = Operating Profit after interest as a percentage of shareholders funds

The group aims to increase shareholders funds over time and measures performance against this objective by measuring ROCE. Source data is taken from the audited financial statements.

(2) Gross Margin = Gross Profit as a percentage of Turnover measuring ROCE. Source data is taken from the audited financial statements.

(2) Gross Margin = Gross Profit as a percentage of Turnover

The group aims to maximise the profit available to shareholders. The level of gross margin reflects operational and buying efficiency and selling prices achieved. Accordingly the directors believe that this is a key indicator of the operation of the business. Source data is taken from the audited financial statements.

**Pension Schemes**

The group has two Defined Benefit Pension Schemes, both of which are closed to future accrual. One of these schemes currently has a deficit, but a Recovery Plan has been agreed with the Trustees and the Scheme Actuaries.

**Report of the Directors  
for the year ended 30 April 2010**

The results of the FRS17 valuations are shown in note 18 to the accounts. Following the severe changes in the global financial markets it has been necessary to significantly reduce the discount rate used to value the liabilities and to increase the inflation assumption. The effect of these changes is to significantly increase the liabilities as valued under FRS 17 rules. It is important to remember that the FRS 17 valuation does not show the true position of the schemes. The group is committed to maintaining its contributions to ensure the future viability of the funds.

**Principal Risks and Uncertainties facing the Group**

The supply of knitting yarn and craft products is a global marketplace. The supply has increasingly moved to low-cost and low-wage economies. The group faces strong competition from suppliers in these countries. The group's products are also affected by changes in fashion. The group seeks to resist this competition by improving the costs of products and investing in the group's internationally recognised brand names Wendy, Robin and Twilleys of Stamford.

The changes to the manufacturing operations undertaken in previous financial years have significantly reduced the costs carried by the group and improved the group's flexibility and its ability to react to changes in the level of demand. The group's brand names are supported by advertising and by direct support to individual retailers and consumers.

Financial uncertainties associated with currency exchange rate fluctuations have increased following the recent global financial turmoil. The group seeks to moderate these risks by the use of forward currency contracts with major banks. All bank deposits are with major banks.

The group does not have any material credit risks due to the very wide customer base.

**DIVIDENDS**

No dividends will be distributed for the year ended 30 April 2010.

**EVENTS SINCE THE END OF THE YEAR**

Information relating to events since the end of the year is given in the notes to the financial statements.

**DIRECTORS**

The directors shown below have held office during the whole of the period from 1 May 2009 to the date of this report.

Col R A B Ramsden  
T B Ramsden  
R S Wright

**DISABLED EMPLOYEES**

The group gives every consideration to applications for employment from disabled persons where the requirements of the job may be adequately covered by a handicapped or disabled person.

With regard to existing disabled employees and those who have become disabled during the year, the group has continued to examine ways and means of providing continuing employment under normal terms and conditions and to provide training and career development and promotion wherever appropriate.

**EMPLOYEES**

The group's policy of providing employees with information about the group has continued.

**Report of the Directors  
for the year ended 30 April 2010**

**STATEMENT OF DIRECTORS' RESPONSIBILITIES**

The directors are responsible for preparing the Report of the Directors and the financial statements in accordance with applicable law and regulations

Company law requires the directors to prepare financial statements for each financial year. Under that law the directors have elected to prepare the financial statements in accordance with United Kingdom Generally Accepted Accounting Practice (United Kingdom Accounting Standards and applicable law). Under company law the directors must not approve the financial statements unless they are satisfied that they give a true and fair view of the state of affairs of the company and the group and of the profit or loss of the group for that period. In preparing these financial statements, the directors are required to

- select suitable accounting policies and then apply them consistently,
- make judgements and accounting estimates that are reasonable and prudent,
- prepare the financial statements on the going concern basis unless it is inappropriate to presume that the company will continue in business

The directors are responsible for keeping adequate accounting records that are sufficient to show and explain the company's and the group's transactions and disclose with reasonable accuracy at any time the financial position of the company and the group and enable them to ensure that the financial statements comply with the Companies Act 2006. They are also responsible for safeguarding the assets of the company and the group and hence for taking reasonable steps for the prevention and detection of fraud and other irregularities.

**STATEMENT AS TO DISCLOSURE OF INFORMATION TO AUDITORS**

So far as the directors are aware, there is no relevant audit information (as defined by Section 418 of the Companies Act 2006) of which the group's auditors are unaware, and each director has taken all the steps that he ought to have taken as a director in order to make himself aware of any relevant audit information and to establish that the group's auditors are aware of that information.

**AUDITORS**

The auditors, Kirk Newsholme, will be proposed for re-appointment at the forthcoming Annual General Meeting.

**ON BEHALF OF THE BOARD.**



R S Wright - Secretary

26 August 2010

**Report of the Independent Auditors to the Members of  
Thomas Ramsden (Holdings) Limited**

We have audited the financial statements of Thomas Ramsden (Holdings) Limited for the year ended 30 April 2010 on pages six to twenty three. The financial reporting framework that has been applied in their preparation is applicable law and United Kingdom Accounting Standards (United Kingdom Generally Accepted Accounting Practice).

This report is made solely to the company's members, as a body, in accordance with Chapter 3 of Part 16 of the Companies Act 2006. Our audit work has been undertaken so that we might state to the company's members those matters we are required to state to them in a Report of the Auditors and for no other purpose. To the fullest extent permitted by law, we do not accept or assume responsibility to anyone other than the company and the company's members as a body, for our audit work, for this report, or for the opinions we have formed.

**Respective responsibilities of directors and auditors**

As explained more fully in the Statement of Directors' Responsibilities set out on page four, the directors are responsible for the preparation of the financial statements and for being satisfied that they give a true and fair view. Our responsibility is to audit the financial statements in accordance with applicable law and International Standards on Auditing (UK and Ireland). Those standards require us to comply with the Auditing Practices Board's Ethical Standards for Auditors.

**Scope of the audit of the financial statements**

An audit involves obtaining evidence about the amounts and disclosures in the financial statements sufficient to give reasonable assurance that the financial statements are free from material misstatement, whether caused by fraud or error. This includes an assessment of whether the accounting policies are appropriate to the group's and the parent company's circumstances and have been consistently applied and adequately disclosed, the reasonableness of significant accounting estimates made by the directors, and the overall presentation of the financial statements.

**Opinion on financial statements**

In our opinion:

- the financial statements give a true and fair view of the state of the group's and of the parent company's affairs as at 30 April 2010 and of the group's profit for the year then ended,
- the group financial statements have been properly prepared in accordance with United Kingdom Generally Accepted Accounting Practice, and
- have been prepared in accordance with the requirements of the Companies Act 2006.


**Opinion on other matter prescribed by the Companies Act 2006**

In our opinion the information given in the Report of the Directors for the financial year for which the financial statements are prepared is consistent with the financial statements.

**Matters on which we are required to report by exception**

We have nothing to report in respect of the following matters where the Companies Act 2006 requires us to report to you if, in our opinion:

- adequate accounting records have not been kept by the parent company, or returns adequate for our audit have not been received from branches not visited by us, or
- the parent company financial statements are not in agreement with the accounting records and returns, or
- certain disclosures of directors' remuneration specified by law are not made, or
- we have not received all the information and explanations we require for our audit.



Mark Templeton (Senior Statutory Auditor)  
for and on behalf of Kirk Newsholme  
Statutory Auditors  
16 Blenheim Terrace  
Leeds  
West Yorkshire  
LS2 9HN

Date 31 August 2010

**Thomas Ramsden (Holdings) Limited (Registered number 1632091)**

**Consolidated Profit and Loss Account  
for the year ended 30 April 2010**

	Notes	30 4 10 £	£	30 4 09 £	£
<b>TURNOVER</b>	2		6,543,653		5,701,455
Cost of sales			4,632,600		4,096,638
<b>GROSS PROFIT</b>			1,911,053		1,604,817
Distribution costs		572,970		548,310	
Administrative expenses		1,312,799		1,398,188	
			1,885,769		1,946,498
			25,284		(341,681)
Other operating income			126,432		109,343
<b>OPERATING PROFIT/(LOSS)</b>	4		151,716		(232,338)
Interest receivable and similar income			3,682		23,345
			155,398		(208,993)
Interest payable and similar charges	5	6,357		9,569	
Other finance costs	18	137,000		86,300	
			143,357		95,869
<b>PROFIT/(LOSS) ON ORDINARY ACTIVITIES BEFORE TAXATION</b>			12,041		(304,862)
Tax on profit/(loss) on ordinary activities	6		(77)		-
<b>PROFIT/(LOSS) FOR THE FINANCIAL YEAR AFTER TAXATION</b>			12,118		(304,862)

**CONTINUING OPERATIONS**

None of the group's activities were acquired or discontinued during the current year or previous year

The notes form part of these financial statements

**Thomas Ramsden (Holdings) Limited (Registered number 1632091)**

**Consolidated Statement of Total Recognised Gains and Losses  
for the year ended 30 April 2010**

	30 4 10 £	30 4 09 £
<b>PROFIT/(LOSS) FOR THE FINANCIAL YEAR</b>	12,118	(304,862)
Actuarial (Loss)/Gain (note 18)	<u>(675,100)</u>	<u>304,000</u>
<b>TOTAL RECOGNISED GAINS AND LOSSES RELATING TO THE YEAR</b>	<u><u>(662,982)</u></u>	<u><u>(862)</u></u>


The notes form part of these financial statements

**Thomas Ramsden (Holdings) Limited (Registered number 1632091)**

**Consolidated Balance Sheet  
30 April 2010**

	Notes	30 4 10 £	£	30 4 09 £	£
<b>FIXED ASSETS</b>					
Intangible assets	8		-		-
Tangible assets	9		384,684		333,412
Investments	10		-		-
			<u>384,684</u>		<u>333,412</u>
<b>CURRENT ASSETS</b>					
Stocks	11	3,463,392		3,434,436	
Debtors	12	1,302,453		1,221,635	
Cash at bank and in hand		657,072		795,902	
		<u>5,422,917</u>		<u>5,451,973</u>	
<b>CREDITORS</b>					
Amounts falling due within one year	13	744,462		790,664	
<b>NET CURRENT ASSETS</b>			<u>4,678,455</u>		<u>4,661,309</u>
<b>TOTAL ASSETS LESS CURRENT LIABILITIES</b>			5,063,139		4,994,721
<b>PENSION LIABILITY</b>	18		(1,047,800)		(316,400)
<b>NET ASSETS</b>			<u>4,015,339</u>		<u>4,678,321</u>
<b>CAPITAL AND RESERVES</b>					
Called up share capital	16		95,000		95,000
Capital redemption reserve	17		5,000		5,000
Profit and loss account	17		3,915,339		4,578,321
<b>SHAREHOLDERS' FUNDS</b>	23		<u>4,015,339</u>		<u>4,678,321</u>

The financial statements were approved by the Board of Directors on 26 August 2010 and were signed on its behalf by



Col B A B Ramsden - Director


The notes form part of these financial statements

**Thomas Ramsden (Holdings) Limited (Registered number 1632091)**

**Company Balance Sheet  
30 April 2010**

	Notes	30 4 10 £	£	30 4 09 £	£
<b>FIXED ASSETS</b>					
Intangible assets	8		-		-
Tangible assets	9		-		-
Investments	10		242,117		242,117
			<u>242,117</u>		<u>242,117</u>
<b>CREDITORS</b>					
Amounts falling due within one year	13	-		142,117	
<b>NET CURRENT LIABILITIES</b>			-		(142,117)
<b>TOTAL ASSETS LESS CURRENT LIABILITIES</b>			242,117		100,000
<b>CREDITORS</b>					
Amounts falling due after more than one year	14		142,117		-
<b>NET ASSETS</b>			<u>100,000</u>		<u>100,000</u>
<b>CAPITAL AND RESERVES</b>					
Called up share capital	16		95,000		95,000
Capital redemption reserve	17		5,000		5,000
<b>SHAREHOLDERS' FUNDS</b>	23		<u>100,000</u>		<u>100,000</u>

The financial statements were approved by the Board of Directors on 26 August 2010 and were signed on its behalf by



Col R A B Ramsden - Director

The notes form part of these financial statements

**Thomas Ramsden (Holdings) Limited (Registered number 1632091)**

**Consolidated Cash Flow Statement  
for the year ended 30 April 2010**

	Notes	30 4 10 £	30 4 09 £
<b>Net cash outflow from operating activities</b>	1	(108,224)	(169,929)
<b>Returns on investments and servicing of finance</b>	2	(2,675)	13,776
<b>Taxation</b>		77	-
<b>Capital expenditure</b>	2	(106,419)	27,308
		(217,241)	(128,845)
<b>Financing</b>	2	78,411	(105,083)
<b>Decrease in cash in the period</b>		(138,830)	(233,928)
<hr/>			
<b>Reconciliation of net cash flow to movement in net funds</b>	3		
Decrease in cash in the period		(138,830)	(233,928)
Change in net funds resulting from cash flows		(138,830)	(233,928)
<b>Movement in net funds in the period</b>		(138,830)	(233,928)
<b>Net funds at 1 May</b>		795,902	1,029,830
<b>Net funds at 30 April</b>		657,072	795,902

The notes form part of these financial statements

Notes to the Consolidated Cash Flow Statement  
for the year ended 30 April 2010

1 RECONCILIATION OF OPERATING PROFIT/(LOSS) TO NET CASH OUTFLOW FROM OPERATING ACTIVITIES

	30 4 10 £	30 4 09 £
Operating profit/(loss)	151,716	(232,338)
Depreciation charges	73,239	77,515
(Profit)/Loss on disposal of fixed assets	(18,093)	1,706
Increase in stocks	(28,956)	(40,873)
(Increase)/Decrease in debtors	(80,817)	104,611
(Decrease)/Increase in creditors	(124,613)	7,050
Difference between pension charge and cash contributions	(80,700)	(87,600)
<b>Net cash outflow from operating activities</b>	<b>(108,224)</b>	<b>(169,929)</b>

2 ANALYSIS OF CASH FLOWS FOR HEADINGS NETTED IN THE CASH FLOW STATEMENT

	30 4 10 £	30 4 09 £
<b>Returns on investments and servicing of finance</b>		
Interest received	3,682	23,345
Interest paid	(6,357)	(9,569)
<b>Net cash (outflow)/inflow for returns on investments and servicing of finance</b>	<b>(2,675)</b>	<b>13,776</b>
<b>Capital expenditure</b>		
Purchase of tangible fixed assets	(134,779)	(29,723)
Sale of tangible fixed assets	28,360	57,031
<b>Net cash (outflow)/inflow for capital expenditure</b>	<b>(106,419)</b>	<b>27,308</b>
<b>Financing</b>		
Net amount introduced by directors	78,411	-
Net amount withdrawn by	-	(105,083)
<b>Net cash inflow/(outflow) from financing</b>	<b>78,411</b>	<b>(105,083)</b>

3 ANALYSIS OF CHANGES IN NET FUNDS

	At 1 5 09 £	Cash flow £	At 30 4 10 £
Net cash			
Cash at bank and in hand	795,902	(138,830)	657,072
	795,902	(138,830)	657,072
<b>Total</b>	<b>795,902</b>	<b>(138,830)</b>	<b>657,072</b>

**Notes to the Consolidated Financial Statements  
for the year ended 30 April 2010**

**1 ACCOUNTING POLICIES**

**Accounting convention**

The financial statements are prepared under the historical cost convention and in accordance with applicable accounting standards (as modified by the revaluation of certain fixed assets)

**Basis of consolidation**

The group accounts consolidate the accounts of Thomas Ramsden (Holdings) Limited and its subsidiaries made up to a date within 7 days of 30 April each year. Results of companies acquired during the year are included from the effective date of acquisition. No profit and loss account is presented for Thomas Ramsden (Holdings) Limited as provided by S 408(3) of the Companies Act 2006.

**Turnover**

Turnover represents the net invoiced value of the sale of goods, excluding value added tax.

**Tangible fixed assets**

Depreciation is provided at the following annual rates in order to write off each asset over its estimated useful life:

Leasehold improvements	- Over the duration of the lease
Plant and machinery	- 15%-33% on reducing balance, and straight line over 3-4 years

**Stocks**

Stocks are stated at the lower of cost and net realisable value as follows:

Cost incurred in bringing each product to its present location and condition:

Raw Materials	- purchase cost on a first in, first out basis
Work-in-progress and finished goods	- cost of direct materials and labour plus attributable overheads and certain administrative costs based on the normal level of activity

Net realisable value is based on the estimated selling price less further costs expected to be incurred to completion and disposal.

**Deferred tax**

Deferred tax is recognised in respect of all timing differences that have originated but not reversed at the balance sheet date where transactions or events have occurred at that date that will result in obligation to pay more, or a right to pay less or to receive more tax.

Deferred tax is measured on an undiscounted basis at the tax rates that are expected to apply in the periods in which timing differences reverse, based on tax rates and laws enacted or substantively enacted at the balance sheet date.

**Foreign currencies**

Assets and liabilities in foreign currencies are translated into sterling at the rates of exchange ruling at the balance sheet date.

Transactions in foreign currencies are translated into sterling at the rate of exchange ruling at the date of transaction. Exchange differences are taken into account in arriving at the operating result.

**Leased assets**

Rentals paid under operating leases are charged to the profit and loss account on a straight line basis over the period of the lease.

Notes to the Consolidated Financial Statements - continued  
for the year ended 30 April 2010

1 ACCOUNTING POLICIES - continued

**Pension costs and other post-retirement benefits**

The group operates defined benefit and defined contribution pension schemes for its employees. A defined benefit plan is a pension plan which defines an amount of pension benefit which an employee will receive on retirement. A defined contribution plan is a pension plan under which the group usually pays fixed contributions into a separate entity. For each of these schemes a separate fund is being accumulated to meet the accruing liabilities. The assets of each of these funds are either held under trusts or managed by insurance companies and are entirely separate from the group's assets.

The liability recognised in the balance sheet in respect of defined benefit pension plans is the present value of the defined benefit obligation at the balance sheet date less the fair value of plan assets, together with adjustments for actuarial gains or losses and past service costs. The defined benefit obligation is calculated annually by independent actuaries using the projected unit credit method. The present value of the defined benefit obligation is determined by discounting the estimated future cash outflows using interest rates of corporate bonds.

Actuarial gains and losses arising from experience adjustments and changes in actuarial assumptions are charged or credited to the Statement of Recognised Income and Expenditure as they arise.

Past service costs are recognised immediately in the income statement, unless the changes to the pension plan are conditional on the employees remaining in service for a specified period of time (the vesting period). In this case, the past-service costs are amortised on a straight line basis over the vesting period.

Contributions paid in respect of defined contribution schemes are charged to the profit and loss account as they become payable in accordance with the rules of the schemes.

**Investments**

Investments are stated at cost less provisions to reflect any permanent diminution in value.

2 TURNOVER

The turnover and profit (2009 - loss) before taxation are attributable to the principal activities of the group.

An analysis of turnover by geographical market is given below.

	30 4 10	30 4 09
	£	£
United Kingdom	4,983,543	4,423,916
Overseas Markets	1,560,110	1,277,539
	<u>6,543,653</u>	<u>5,701,455</u>

Turnover is attributable to one continuing activity, the manufacturing and sale of machine and hand knitting yarns and craft products.

**Notes to the Consolidated Financial Statements - continued  
for the year ended 30 April 2010**

**3 STAFF COSTS**

	30 4 10	30 4 09
	£	£
Wages and salaries	1,170,929	1,106,240
Social security costs	127,002	118,898
Health insurance	19,006	29,045
Defined benefit scheme costs	55,030	56,964
Other pension costs	30,004	28,363
	<u>1,401,971</u>	<u>1,339,510</u>

The average monthly number of employees during the year was as follows

	30 4 10	30 4 09
Office and management	36	35
Manufacturing	40	44
	<u>76</u>	<u>79</u>

**4 OPERATING PROFIT/(LOSS)**

The operating profit (2009 - operating loss) is stated after charging/(crediting)

	30 4 10	30 4 09
	£	£
Other operating leases	215,673	149,423
Depreciation - owned assets	73,240	77,515
(Profit)/Loss on disposal of fixed assets	(18,093)	1,706
Auditors' remuneration	12,000	12,000
Foreign exchange differences	(97,542)	64,366
Operating lease income	<u>(126,432)</u>	<u>(109,343)</u>
Directors' remuneration	<u>223,532</u>	<u>234,923</u>

The number of directors to whom retirement benefits were accruing was as follows

	30 4 10	30 4 09
Money purchase schemes	<u>1</u>	<u>1</u>

Information regarding the highest paid director is as follows

	30 4 10	30 4 09
	£	£
Emoluments etc	<u>93,964</u>	<u>103,116</u>

**5 INTEREST PAYABLE AND SIMILAR CHARGES**

	30 4 10	30 4 09
	£	£
Bank loan and overdraft	<u>6,357</u>	<u>9,569</u>

Notes to the Consolidated Financial Statements - continued  
for the year ended 30 April 2010

6 TAXATION

**Analysis of the tax credit**

The tax credit on the profit on ordinary activities for the year was as follows

	30 4 10 £	30 4 09 £
Current tax		
Under/(over) provision	(77)	-
Tax on profit/(loss) on ordinary activities	<u>(77)</u>	<u>-</u>

**Factors affecting the tax credit**

The tax assessed for the year is lower than the standard rate of corporation tax in the UK. The difference is explained below

	30 4 10 £	30 4 09 £
Profit/(loss) on ordinary activities before tax	<u>12,041</u>	<u>(304,862)</u>
Profit/(loss) on ordinary activities multiplied by the standard rate of corporation tax in the UK of 28% (2009 - 28%)	3,371	(85,361)
Effects of		
Expenses not deductible for tax purposes	1,501	1,196
Depreciation in excess of capital allowances	-	297
Other timing differences	979	612
Pension adjustments	18,781	(3,381)
Movement in losses carried forward	(15,309)	86,637
Prior year corporation tax refund	(77)	-
Capital allowances in excess of depreciation	<u>(9,323)</u>	<u>-</u>
Current tax credit	<u>(77)</u>	<u>-</u>

**Factors that may affect future tax charges**

The following deferred tax asset (calculated at the standard rate of corporation tax in the UK of 27% (2009 - 28%)) has not been recognised on the grounds that there is insufficient evidence that the asset will be recoverable

	30 4 10 £	30 4 09 £
Depreciation in advance of capital allowances	(11,507)	(4,005)
Unused tax losses for taxation purposes	943,873	994,209
Deferred tax asset on pension liabilities	<u>282,906</u>	<u>85,575</u>
	<u>1,215,272</u>	<u>1,075,779</u>

7 PROFIT OF PARENT COMPANY

As permitted by Section 408 of the Companies Act 2006, the profit and loss account of the parent company is not presented as part of these financial statements. The parent company's profit for the financial year was £0 (2009 - £0)

Notes to the Consolidated Financial Statements - continued  
for the year ended 30 April 2010

8 INTANGIBLE FIXED ASSETS

Group

	Patents and licences £
<b>COST</b>	
At 1 May 2009 and 30 April 2010	14,751
<b>AMORTISATION</b>	
At 1 May 2009 and 30 April 2010	14,751
<b>NET BOOK VALUE</b>	
At 30 April 2010	-
At 30 April 2009	-

9 TANGIBLE FIXED ASSETS

Group

	Short leasehold £	Plant and machinery £	Totals £
<b>COST</b>			
At 1 May 2009	47,797	3,622,379	3,670,176
Additions	32,176	102,603	134,779
Disposals	-	(291,111)	(291,111)
At 30 April 2010	79,973	3,433,871	3,513,844
<b>DEPRECIATION</b>			
At 1 May 2009	3,674	3,333,090	3,336,764
Charge for year	3,497	69,743	73,240
Eliminated on disposal	-	(280,844)	(280,844)
At 30 April 2010	7,171	3,121,989	3,129,160
<b>NET BOOK VALUE</b>			
At 30 April 2010	72,802	311,882	384,684
At 30 April 2009	44,123	289,289	333,412

Included within fixed assets are leasehold improvements which are held for use in operating leases. The gross amount of these assets is £79,325 (2009 £17,223) and the accumulated depreciation is £5,654 (2009 £1,558).

**Notes to the Consolidated Financial Statements - continued  
for the year ended 30 April 2010**

**10 FIXED ASSET INVESTMENTS**

**Company**

	Shares in group undertakings £
<b>COST</b>	
At 1 May 2009 and 30 April 2010	242,117
<b>NET BOOK VALUE</b>	
At 30 April 2010	242,117
At 30 April 2009	242,117

It is the opinion of the directors that the value of the investments is not less than the amount at which they are stated in the accounts

All subsidiary undertakings are wholly owned and registered in England and Wales. Details of the investments of the group or the company are as follows

Name of company	Nature of business
Thomas B Ramsden & Co (Bradford) Limited	Manufacture and sale of hand knitting and industrial yarns and craft products
Alfred Haley & Co Limited	Non trading
Carter & Parker Limited*	Non trading
Waterwheel Yarns Limited	Non trading
The Wool Fashion Bureau Limited*	Non trading
Charles Fox & Co (Dyers) Limited	Non trading
Itemdawn Limited	Non trading
Richard Poppleton & Sons Limited*	Non trading
Thomas B Ramsden & Co (Export) Limited*	Sale of hand knitting and industrial yarns and craft products
Yarn Works Limited*	Non trading
Wendy Wools Limited*	Non trading
Wendy Handknits Limited*	Non trading

\* Held by a subsidiary company

Notes to the Consolidated Financial Statements - continued  
for the year ended 30 April 2010

11 STOCKS

	Group	
	30 4 10	30 4 09
	£	£
Raw materials	924,066	729,637
Work-in-progress	730,304	839,430
Finished goods	1,809,022	1,865,369
	<u>3,463,392</u>	<u>3,434,436</u>

12 DEBTORS: AMOUNTS FALLING DUE WITHIN ONE YEAR

	Group	
	30 4 10	30 4 09
	£	£
Trade debtors	1,152,747	1,044,115
Other debtors	17,665	8,998
Prepayments and accrued income	132,041	168,522
	<u>1,302,453</u>	<u>1,221,635</u>

13 CREDITORS: AMOUNTS FALLING DUE WITHIN ONE YEAR

	Group		Company	
	30 4 10	30 4 09	30 4 10	30 4 09
	£	£	£	£
Trade creditors	271,544	511,249	-	-
Amounts owed to group undertakings	-	-	-	142,117
Social security and other taxes	146,872	111,572	-	-
Other creditors	14,875	-	-	-
Directors' current accounts	127,279	48,868	-	-
Accruals and deferred income	183,892	118,975	-	-
	<u>744,462</u>	<u>790,664</u>	<u>-</u>	<u>142,117</u>

14 CREDITORS: AMOUNTS FALLING DUE AFTER MORE THAN ONE YEAR

	Company	
	30 4 10	30 4 09
	£	£
Amounts owed to group undertakings	142,117	-
	<u>142,117</u>	<u>-</u>

Notes to the Consolidated Financial Statements - continued  
for the year ended 30 April 2010

15 OPERATING LEASE COMMITMENTS

The following operating lease payments are committed to be paid within one year

Group

	Land and buildings		Other operating leases	
	30 4 10 £	30 4 09 £	30 4 10 £	30 4 09 £
Expiring				
Between one and five years	-	-	4,347	-
In more than five years	210,000	210,000	-	-
	<u>210,000</u>	<u>210,000</u>	<u>4,347</u>	<u>-</u>

16 CALLED UP SHARE CAPITAL

Allotted, issued and fully paid Number	Class	Nominal value £1	30 4 10 £	30 4 09 £
95,000	Ordinary		<u>95,000</u>	<u>95,000</u>

17 RESERVES

Group

	Profit and loss account £	Capital redemption reserve £	Totals £
At 1 May 2009	4,578,321	5,000	4,583,321
Profit for the year	12,118		12,118
Actuarial gain/(loss)	(675,100)	-	(675,100)
At 30 April 2010	<u>3,915,339</u>	<u>5,000</u>	<u>3,920,339</u>
Profit and loss account excluding pension liability	4,963,139		
Pension deficit	(1,047,800)		
Profit and loss account	<u>3,915,339</u>		

Company

	Profit and loss account £	Capital redemption reserve £	Totals £
At 1 May 2009	-	5,000	5,000
Profit for the year	-		-
At 30 April 2010	<u>-</u>	<u>5,000</u>	<u>5,000</u>

Notes to the Consolidated Financial Statements - continued  
for the year ended 30 April 2010

18 EMPLOYEE BENEFIT OBLIGATIONS

The group operates two schemes, Carter & Parker Limited Staff Retirement Benefits Plan (1975), and Alfred Haley & Co Ltd Pension & Life Assurance Scheme. The schemes provide benefits based on final pensionable pay in respect to current and past companies of the Thomas Ramsden (Holdings) Limited group. The assets of the schemes are held separately from those of the group, predominantly invested in corporate bonds for the Carter & Parker scheme and in insured annuities for the Alfred Haley scheme.

Both schemes are funded to cover future pension liabilities.

The amounts recognised in the balance sheet are as follows:

	Defined benefit pension plans	
	30 4 10	30 4 09
	£	£
Present value of funded obligations	(12,332,900)	(10,528,500)
Fair value of plan assets	11,285,100	10,212,100
	<u>(1,047,800)</u>	<u>(316,400)</u>
Present value of unfunded obligations	-	-
Deficit	<u>(1,047,800)</u>	<u>(316,400)</u>
Net liability	<u><u>(1,047,800)</u></u>	<u><u>(316,400)</u></u>

The amounts recognised in profit or loss are as follows:

	Defined benefit pension plans	
	30 4 10	30 4 09
	£	£
Current service cost	19,100	20,400
Interest cost	696,300	706,000
Expected return	(559,300)	(619,700)
Past service cost	-	-
Administrative expenses included in service cost	28,000	25,000
	<u>184,100</u>	<u>131,700</u>
Actual return on plan assets	<u><u>1,698,400</u></u>	<u><u>(154,500)</u></u>

Notes to the Consolidated Financial Statements - continued  
for the year ended 30 April 2010

18 EMPLOYEE BENEFIT OBLIGATIONS - continued

Changes in the present value of the defined benefit obligation are as follows

	Defined benefit pension plans	
	30 4 10	30 4 09
	£	£
Opening defined benefit obligation	10,528,500	11,520,900
Current service cost	47,100	20,400
Interest cost	696,300	706,000
Charges paid	(47,100)	(20,400)
Actuarial losses/(gains)	1,814,200	(1,078,200)
Benefits paid	(706,100)	(620,200)
	<u>12,332,900</u>	<u>10,528,500</u>

Changes in the fair value of scheme assets are as follows

	Defined benefit pension plans	
	30 4 10	30 4 09
	£	£
Opening fair value of scheme assets	10,212,100	10,899,200
Contributions by employer	127,800	133,000
Charges paid	(47,100)	(45,400)
Expected return	559,300	619,700
Actuarial gains/(losses)	1,139,100	(774,200)
Benefits paid	(706,100)	(620,200)
	<u>11,285,100</u>	<u>10,212,100</u>

The amounts recognised in the statement of recognised gains and losses are as follows

	Defined benefit pension plans	
	30 4 10	30 4 09
	£	£
Actuarial (losses)/gains	(675,100)	304,000
	<u>(675,100)</u>	<u>304,000</u>
Cumulative amount of actuarial gains	<u>344,100</u>	<u>1,019,200</u>

The major categories of scheme assets as a percentage of total scheme assets are as follows

	Defined benefit pension plans	
	30 4 10	30 4 09
Equities	28%	21%
Bonds	50%	54%
Insured annuities	20%	22%
Other	2%	3%
	<u>100%</u>	<u>100%</u>

**Notes to the Consolidated Financial Statements - continued  
for the year ended 30 April 2010**

**18 EMPLOYEE BENEFIT OBLIGATIONS - continued**

Principal actuarial assumptions at the balance sheet date (expressed as weighted averages)

	30 4 10	30 4 09
Discount rate	5.50%	6.81%
Expected return on scheme assets	5.40%	5.41%
Future pension increases	3.50%	3.26%

The expected return on scheme assets is calculated using the assumed rate of return applied to the year-end asset mix, excluding investment and administrative expenses

This includes an expected rate of return on equities of 7.50%, bonds 4.52% and insured annuities of 5.50%

Amounts for the current and previous four periods are as follows

	30 4 10	30 4 09	30 4 08	30 4 07	30 4 06
<b>Defined benefit pension plans</b>					
Defined benefit obligation	(12,332,900)	(10,528,500)	(11,520,900)	(12,561,000)	(11,493,200)
Fair value of scheme assets	11,285,100	10,212,100	10,899,200	11,607,200	10,208,100
Deficit	(1,047,800)	(316,400)	(621,700)	(953,800)	(1,285,100)
Experience adjustments on scheme liabilities	(160,200)	80,600	147,800	479,500	229,100
Experience adjustments on scheme assets	707,000	(772,300)	(639,900)	(147,100)	587,100

The best estimate of contributions expected to be paid to the plans during the annual period beginning after the balance sheet date is £113,000

**19 OTHER FINANCIAL COMMITMENTS**

At the period end the group had entered into irrevocable letters of credit amounting to £48,567 in respect of goods delivered after the period end

**20 RELATED PARTY DISCLOSURES**

Rent totalling £214,423 (2009 £149,423) was charged to the group by its director, Col R A B Ramsden who owns the freehold land and buildings

Col R A B Ramsden also has a controlling interest in Chequered Flag Karting Limited. During the year the group charged rent of £43,531 (2009 £63,641) to Chequered Flag Karting Limited for sub-letting a unit of the property. At 30 April 2010 £12,593 (2009 £6,102) was due by Chequered Flag Karting Limited to the group.

**21 POST BALANCE SHEET EVENTS**

After the year end the group has entered into a forward purchase contract in respect of foreign currency. The group is to purchase \$1,970,000 in various denominations until 24 February 2011.

**22 ULTIMATE CONTROLLING PARTY**

The company is controlled by Col R A B Ramsden.

Notes to the Consolidated Financial Statements - continued  
for the year ended 30 April 2010

23 RECONCILIATION OF MOVEMENTS IN SHAREHOLDERS' FUNDS

**Group**

	30 4 10	30 4 09
Profit/(Loss) for the financial year	12,118	(304,862)
Other recognised gains and losses relating to the year (net)	(675,100)	304,000
<b>Net reduction of shareholders' funds</b>	<b>(662,982)</b>	<b>(862)</b>
Opening shareholders' funds	4,678,321	4,679,183
<b>Closing shareholders' funds</b>	<b>4,015,339</b>	<b>4,678,321</b>

**Company**

	30 4 10	30 4 09
Profit for the financial year	-	-
<b>Opening shareholders' funds</b>	<b>100,000</b>	<b>100,000</b>
<b>Closing shareholders' funds</b>	<b>100,000</b>	<b>100,000</b>