


Company Registration No. 00963578

AMENDED. Document replaces the original statutory accounts of 31 March 2021 and filed on 05 May 2022, and represents the audited signed statutory financial statements, prepared as they were at the date of the original accounts

CSC Computer Sciences Limited

Annual report and financial statements

For the financial year from 1 April 2020 to 31 March 2021



CSC Computer Sciences Limited

Contents	Pages
Officers and professional advisers	1
Strategic report	2
Directors' report	7
Directors' responsibilities statement	10
Energy and Carbon Report	11
Independent auditor's report	16
Statement of profit and loss	19
Statement of comprehensive income	20
Balance sheet	21
Statement of changes in equity	23
Notes to the financial statements	24

CSC Computer Sciences Limited

Strategic report

Officers and professional advisers

Directors

C N Halbard	Appointed on 7 April 2020
H M Eales	Appointed on 21 January 2022
S J Turpie	
M C Woodfine	

Company secretary

M C Woodfine

Registered office

Royal Pavilion
Wellesley Road
Aldershot
Hampshire
GU11 1PZ
United Kingdom

Principal bankers

Royal Bank of Scotland
97 New Bond Street
London
W1S 1EU

Principal legal adviser

Vistra Corporate Law Limited
First Floor
10, Temple Back
Bristol
United Kingdom
BS1 6FL

Auditor

Deloitte LLP
Statutory Auditor
1 Station Square
Cambridge
CB1 2GA
United Kingdom

CSC Computer Sciences Limited

Strategic report

The directors present their Strategic report on the Company for the financial year ended 31 March 2021. In preparing the Strategic report, the directors have complied with section 414c of the Companies Act 2006.

CSC Computer Sciences Limited ("the Company") is a private company incorporated in the United Kingdom under the Companies Act 2006, limited by shares and registered in England and Wales. The Company's registered and principal address is Royal Pavilion, Wellesley Road, Aldershot, Hampshire, GU11 1PZ, United Kingdom.

The Company is an indirect subsidiary of DXC Technology Company (DXC) ("the Ultimate parent company"), a public listed Company incorporated in the United States of America and listed on the New York Stock Exchange. The entities controlled directly or indirectly by the Ultimate parent company are referred as the Group companies ("Group").

The financial statements for the year 1 April 2020 to 31 March 2021 are set out on pages 19 to 60.

Review of business

The Company is a next-generation global provider of information technology (IT) services and solutions. We help lead clients through their digital transformations to meet new business demands and customer expectations in a market of escalating complexity, interconnectivity, mobility and opportunity.

Many of our clients are responsible for the country's infrastructure, defence and security while others are global leaders in banking, communications, manufacturing, retail, energy and utilities. These clients trust DXC's technology-based solutions and services to run and transform their businesses.

The Company's mission is to enable superior returns on our client's technology investments through best-in-class vertical industry solutions, domain expertise, strategic partnerships with key technology leaders and global scale. We generally do not operate through exclusive agreements with hardware or software providers and believe this independence enables us to better identify and manage solutions specifically tailored to each client's needs.

On March 31, 2021, the Company transferred its healthcare assets to DXC Luxembourg Holding S.a.r.l

On April 01, 2021, DXC completed the sale of its healthcare business to Dedalus Holding S.p.A. The sale of the healthcare business to Dedalus is consistent with DXC's strategy and focus on the Enterprise Technology Stack.

Results and key performance indicators

A loss for the financial year of £60,566,000 (2020: profit of £18,405,000) has been transferred from reserves.

Details of the financial business results for the period are:

	1 April 2020 to 31 March 2021	1 April 2019 to 31 March 2020	Change
	£'m	£'m	%
Revenue	552.3	635.4	(13)
Gross profit	63.9	84.8	(25)
Gross profit margin	11.6%	13.3%	(1.8 pts)
(Loss) before tax from continuing operations	(208.8)	(19.0)	998
Profit before tax from discontinued operations	148.3	37.4	296

Revenue from continuing operations declined by 13% from £635.4 million in the previous year to £552.3 million in the current year due to reduction in customer contracts. Despite a challenging economic environment and trading activity, the results for the year were broadly in line with management's expectations with known contract expirations taken into consideration.

Gross profit margin for the year has decreased in comparison to prior year and is reported at 11.6% (2020: 13.3%).

CSC Computer Sciences Limited

Strategic report (continued)

Results and key performance indicators (continued)

After overhead costs the operations results showed a decrease in profitability of the Company before exceptional items. During the financial year ended 31 March 2021 restructuring actions were initiated in certain areas to realign our cost structure and resources to take advantage of operational efficiencies. The restructuring costs were largely the result of implementing workforce reductions. The costs of such reductions for the financial year were £9.4 million (2020: £14.9 million). The company is constantly striving to reduce cost to respond to decreased demand and profitability. The Company has provided for impairment of its investments in the current year £17.0 million (2020: £8.7 million) and write back of the impairment provided for receivables in the current year £16.4 million (2020: write back of impairment loss of £6.9 million). The Company reports an operating loss of £51.0 million (2020: loss £31.7 million).

The Company's administrative expenses for the current financial year had increased marginally due to the intercompany overhead costs.

The Loss before tax from operations for the year is £52.2 million (2020: loss £38.1 million).

Risk management, objectives and policies

Performance and financial risk management is an integral part of the Company's management processes. Policies designed to identify, manage and limit both existing and possible risks are applied at various management levels. The principal and financial risks and uncertainties of the Company are:

- Foreign currency risk

As a global business, the Company faces exposure to adverse movements in foreign currency exchange rates. In the normal course of business, the Company enters into certain sales and supply/service contracts denominated in foreign currency. Potential foreign currency exposures arising from these contracts are analysed during the bidding process. The Company generally manages these contracts by incurring costs in the same currency in which the revenue is received, and any related short-term contract financing requirements are met by borrowing in the same currency. At 31 March 2021, the Company had nil forward foreign exchange contracts in place. The director's policy on hedging is to hedge all financial risks where it is feasible and cost effective to do so.

- Credit risk

The scale of some of the Company's projects mean that credit exposure to individual clients can at times be significant. It has a wide spread of clients across countries and across the public and private sectors, although most of the group's operations are undertaken in the UK on behalf of UK based organisations. Policies are in place to ensure that contracts are only undertaken with clients having an appropriate financial standing and, on a basis, that gives rise to a commercially appropriate cash flow profile.

- Liquidity risk

The Company manages liquidity risk by maintaining adequate cash resources through cash flow structuring of contracts. Funds are also made available to the Company from the parent undertaking and it also has access to wider group funds within DXC if required.

Cash flow forecasting is performed at the DXC UK Group level by the treasury team, which monitors the rolling forecasts of the liquidity requirement to ensure it has sufficient cash to meet operational needs, while maintaining sufficient headroom on its cash pool facilities at all times so that the Company does not breach the borrowing limits.

- Market risk

As a global business, the Company faces the risk of being outmanoeuvred by competitors resulting in declining revenues and narrowing profit margins. The Company aims to ensure that contracts are only undertaken with clients that have an appropriate financial standing. Even though the Company has a wide spread of clients across countries and across the public and private sectors, revenue and profits are declining due to competitive pressures.

Brexit

DXC Technology ran a detailed programme to prepare itself and its clients for the end of the EU / UK transition period at the start of the year. A cross disciplinary team across nine workstreams worked to ensure over 200 actions were managed effectively and an escalation process was created to ensure the resources and focus required to deal with any unanticipated eventuality were available. These detailed preparations were independently assessed by global law firm, Eversheds Sutherland, who provided feedback to DXC's leadership team independent of the internal Brexit Readiness team. Their feedback, alongside reports from key public and private sector clients, show that DXC was highly successful in its preparations.

This is demonstrated by the fact that the end of the transition period resulted in no material increases in costs, no service or supply disruption and no significant commercial issues. Some measures taken in response to the end of the transition period have had wider application in other areas of the business – particularly as regards global trade policy – to such an extent that costs are now lower than they were prior to 1 January 2021.

CSC Computer Sciences Limited

Strategic report (continued)

Risk management, objectives and policies (continued)

Brexit (continued)

Lessons learned, including newly improved processes such as engaging subject matter expertise, information sharing between region, clearly communicated expectations, prioritizing work, collaboration are now being shared outside of the UKIIMEA (UK, Ireland, Israel, Middle East and Africa) and NCE regions so that these benefits can be realised globally.

COVID-19

In relation to COVID-19, management constantly monitors the effects of the outbreak globally and the potential impact on the business. The outbreak increases uncertainty about the future prospects of the company with key risk areas identified as liquidity, customer's ability to pay and possible operational disruption. As the company is part of the DXC group this has to be considered as a group level.

The DXC Group has a strong liquidity position that means it will be able to sustain the business throughout this crisis and works to meet all expected and any unexpected cash requirements by taking steps to minimise short term debt and maximise cash.

Customer ability to pay has not had a material impact up to date of signing the financial statements and is constantly monitored in case action is required.

Senior leadership in DXC is actively managing response through a COVID-19 Response Team that meets on a regular basis to deal with all operational issues as and when they arise.

There has been minimal operational disruption as IT infrastructure already in place has enabled nearly all office staff to quickly switch to a "working from home" model. Where this has not been possible to meet our customer's requirements steps have been implemented to provide COVID-19 safe workplaces meaning business continues.

Management is actively taking steps to ensure the protection and retention of staff and the associated corporate memory that are crucial to the company's ability to weather this crisis and to rebuild when the opportunity arises.

- **Other risk**

Impairment and valuation risk of investments is dependent on the performance of the underlying group. The directors therefore perform annual impairment assessments on investment balances.

Further details on other business risks and uncertainties can be found in Section 1A of the DXC's consolidated financial statements for the year ended 31 March 2021, which are available to the public and may be obtained from www.dxc.technology

Future developments

The Company will continue to provide computer consultancy, systems integration and computer outsourcing services. The business has been able to diagnose those areas in which efficiencies and improvements can be made and implement plans to reduce costs. The Company aims to further execute cost reduction strategies within the organisation to continue to stabilise, if not improve, profitability for the next financial year. It also focuses on reskilling employees with advanced digital capabilities, expanding the DXC Partner Network to support clients in their digital transformations.

CSC Computer Sciences Limited

Strategic report (continued)

Section 172(1) statement

The success of the Company's business is dependent on the support of all of its stakeholders. Building positive relationships with stakeholders that share our values is important to the directors, and working together towards shared goals assists us in delivering long-term sustainable success. This culture is reinforced by the directors' attention to their obligations under s172 of the Companies Act 2006. Section 172 requires that "a director of a company must act in the way he considers, in good faith, would be most likely to promote the success of the company for the benefit of its members as a whole, and in doing so have regard (amongst other matters) to:

- the likely consequences of any decision in the long term;
- the interests of the company's employees;
- the need to foster the company's business relationships with suppliers, customers and others;
- the impact of the company's operations on the community and the environment;
- the desirability of the company maintaining a reputation for high standards of business conduct; and
- the need to act fairly as between members of the company.

Feedback from stakeholders at an operational level is consistently considered by the directors when making decisions. This is often provided by way of reporting and meetings which focus on the business strategy, performance and the impact of key decisions on stakeholder interests in the short and long term. Where possible, decisions that affect certain stakeholders are carefully discussed with the affected groups beforehand and are therefore fully understood and supported when taken. All decisions are made with the highest standards of conduct in mind, and in line with Group policies.

Details of the key stakeholders and how the Company engages with them are set out below.

Business Values:

- As part of DXC's recent strategic transformation, the Company has adopted a 'people first' strategy in relation to both its employees and customers. Such an approach is unprecedented in the technology sector, and the Company is proud to lead the way in inspiring, engaging, and taking care of its employees, so that they can in turn continue to focus on the Company's customers and helping the wider DXC group to seize the market;
- Linking to this 'people first' strategy, the Company also recently introduced a new set of values which foster a culture of inclusion, belonging and corporate citizenship. These are: Deliver, Collaborate, Community, Care, and 'Do the Right Thing';
- The Company has fortnightly board meetings to ensure that any short-term gains, such as the receipt of loans or the Company's involvement in other inter-company transactions or projects, are given the appropriate time to be considered, and a conclusion reached as to whether such action is in the best interests of the Company, as well as for its shareholders and other stakeholders; and
- Any inter-company transactions, or those with inter-company impact, must first be reviewed and approved by the Corporate Finance Executive Committee to ensure the Company's compliance with the DXC group policies and procedures on such.
- The Company does not follow a specific policy on dividends which are instead declared and paid on an ad hoc basis subject to the financial position of the Company and future forecasting.

Employees:

- Over the financial year in question, the Company repeated its all employee engagement survey comprising the original twenty-two questions issued in FY20, as well as an additional six questions on covid response and inclusion and belonging;
- Participation in survey was up from 59% in FY20 to 71% this year, and engagement showed a nine-point increase;
- Results have been shared at a global, regional and company level, and the directors will work alongside HR and managers to continue to drive improved engagement; and
- The Company has also taken a number of steps to ensure a safe working environment for its employees during the unprecedented COVID-19 Pandemic. Such measures include conducting regular communications to keep employees informed of the health and safety measures in place at company facilities, creating a dedicated COVID-19 and Health & Safety site to keep employees informed of relevant updates in real-time, and establishing a Mental Health Matters program, with the aim of increasing awareness around the impact of COVID-19 on mental health, and providing practical and educational advice to support with these challenges.

Customers & Business:

- To ensure that the Company's business is conducted in a morally appropriate and ethical manner, the Company's code of conduct is reviewed on an annual basis to refresh and reinforce the importance of compliance with DXC policy and applicable laws;
- The Company has account and delivery teams for its largest customers to ensure that it can continuously engage with customers and drive the Company's services and the customer's business forward;

CSC Computer Sciences Limited

Strategic report (continued)

Section 172(1) statement (continued)

Customers & Business: (continued)

- The Company develops and maintains a comprehensive governance regime which includes structured open contact at multiple levels including operational, commercial, and finance forums, and also executive level interaction up to and including the Customer and DXC CEOs. As a result of this structure, any issues that do arise can be dealt with at the appropriate level and with subject matter experts; and
- In addition, the Company has established a "Voice of the Customer" programme, the purpose of which is to interview and survey the Company's key customers in order to capture their views on what the Company could do better. By collecting feedback throughout the customer journey, the Company can deliver superior business impact, promoting customer satisfaction and building long-standing partnerships. This fiscal year, the Company focused on improvements in programme management (i.e. training, process documentation, target feedback and pilots), innovation and proactiveness, and resource management - as directed by its customers.

Suppliers:

- The Company actively manages its suppliers through its Supplier Relationship Management Programme which gives suppliers contact and feedback at all layers of the business in an effort to maintain a reputation for efficient communication and transfer of information;
- The Company holds regular reviews with its supplier's account or operational, finance and sales teams, with overall governance from the Company's Supply Chain organisation and in compliance with DXC policies.
- This process allows both the supplier and the Company to feedback on performance and further commercial opportunities, and also address any issues; and
- During FY21, the Company submitted a Responsible Supply Chain survey to some of its suppliers, in order to ensure that they are meeting, and better exceeding, environmental standards. Those identified as high-risk were passed on to DXC's supply chain management to undertake a more in-depth review with the supplier and to work to resolve the issues identified within three months.

Communities and Environment:

- At a Corporate level, DXC has set a number of environmental targets to reduce the carbon, waste and water impacts the organisation has. These goals are embedded into the company strategy and the approaches being taken;
- The Company has implemented a Virtual First programme, which allows employees to embrace a more flexible and agile work experience and move to a largely virtual-first workforce. These programmes will reduce DXC's GHG emissions, overall energy consumption, and the dependence on employee daily work commutes and business travel;
- Electricity purchased by the Company, where in direct control, is 100% from verified renewable electricity sources, including across all data centre operations; and
- IT asset disposal, including servers, computers, laptops and screens from Company and customer operations are reused where possible for a second life. Some of these items are distributed to schools and charities.
- The Company is proud to support the DXC Dandelion programme which was introduced in February 2021 within the UK to support and celebrate the talents and skills of individuals on the autistic spectrum. The programme aims to help such individuals build valuable skills to pursue a career in information technology.

Approved by the board and signed on its behalf by:


H M Eales
Director
29 April 2022

Registered Office:

Royal Pavilion
Wellesley Road
Aldershot
Hampshire
GU11 1PZ

CSC Computer Sciences Limited

Directors' report

The directors present the Annual report on the affairs of the Company, together with the audited financial statements for the year 1 April 2020 to 31 March 2021.

Principal activity

The Company continues to provide computer consultancy, systems integration and computer outsourcing services.

Future developments

Future developments have been detailed in the Strategic report on page 4 and form part of this report by cross reference.

Events since the reporting date

Details of the significant events after the reporting date are contained in note 28 to the financial statements.

Research and development

The Company continues to invest in research and development to extend its product offerings and improve the efficiency of its existing products. During the financial year, the Company incurred costs totalling £2,097,000 (2020: £5,682,000).

Branches outside the UK

The Company has no branches outside the UK as defined in section 1046 (3) of the Companies Act 2006.

Financial risk management objectives and policies

Performance and finance risk management is an integral part of the Company's management processes. Details of the Company's risk management are set out in the Strategic report on page 3 and form part of this report by cross reference.

Dividends

No dividend was declared or paid during the financial year. A dividend of £169,750,000 was paid after the year ended 31 March 2021 up to the date of approval of this report (2020: £nil).

Directors

The following were directors of the Company during the financial year and up to the date of this report, except as noted:

C N Halbard	Appointed on 7 April 2020
H M Eales	Appointed on 21 January 2022
S J Turpie	
M C Woodfine	
T A Gough	Resigned on 7 April 2020

No qualifying third-party indemnity provisions were made by the Company during the financial year for the benefit of its directors.

Political contributions

No political donations were made during the financial year (2020: £nil).

Going concern

The Company is loss making however reports net assets, has positive working capital. The directors have a reasonable expectation that the Company has adequate resources to continue in operational existence for the foreseeable future for a period of at least twelve months from when the financial statements are authorised for issue. Confirmation and letter of support has been provided by the parent company that it will continue to support the operations going forward. Accordingly, the directors continue to adopt the going concern basis in preparing the financial statements.

In relation to COVID-19, Management is continuously monitoring the position and taking all necessary steps to protect its employees, customers and stakeholders. A going concern impact assessment has been completed that analysed DXC's current and future cash resources, access to existing and new financing facilities, including revolving facilities and the customer base of the Group.

As a result, Management have a reasonable expectation of the Company's and DXC's viability over the period of assessment and obtained letter of support from the ultimate parent company, thus concluded that there are currently no impediments of identifying the Company other than as a going concern.

The impact of the war in Ukraine and related events are considered to be non-adjusting events, they do not affect amounts recognised as of 31 March 2021. The directors consider that the war will not have any material impact in 2022 and beyond since the Company does not have any customers/suppliers in Ukraine or Russia.

Further details regarding the adoption of the going concern basis can be found in the statement of accounting policies in note 2.

CSC Computer Sciences Limited

Directors' report (continued)

Employees

Details of the number of employees and related costs can be found in note 8 to the financial statements.

At DXC all aspects of diversity are valued among its employees. The Company understands that a variety of employee perspectives enables it to thrive, to innovate and to be creative bringing better solutions and services to their clients. Therefore, the Company ensures the recognition and contribution all employees regardless of gender, race and ethnicity, mental or physical abilities or religious and LGBTQ+ cultures. This is supported by an Equal Opportunities Policy and the UKI Diversity Steering Group.

The Company's investment in employees is fundamental to a successful workplace and feedback is encouraged. Our DXC colleagues are represented by both employee representatives and social stakeholders such as recognised Trade Unions. This enables the Company to properly inform and involve employees in decision making and problem solving, increasing collaboration, creativity and innovation through dialogue and exchange of views.

The Company recognises the importance of providing a safe working environment for all employees and others who may be affected by the Company's activities. DXC will protect the health and safety of its employees and all other stakeholders through; implementing robust risk management processes, maintaining a safe work environment, reducing occupational injury and illness risks and promoting employee health and well-being, developing appropriate emergency preparedness and response plans, and providing appropriate health and safety training, information and supervision. This is supported by the DXC Environment, Health & Safety Policy.

Disabled employees

Applications for employment by disabled persons are always fully considered, bearing in mind the abilities of the applicant concerned. In the event of members of staff becoming disabled every effort is made to ensure that their employment with the group continues and that appropriate training is arranged. It is the policy of the group and the Company that the training, career development and promotion of disabled persons should, as far as possible, be identical to that of other employees.

Employee consultation

The Group places considerable value on the involvement of its employees and has continued to keep them informed on matters affecting them as employees and on the various factors affecting the performance of the group and the Company. This is achieved through formal and informal meetings, the Company magazine and a special edition for employees of the annual financial statements. Employee representatives are consulted regularly on a wide range of matters affecting their current and future interests. The employee share scheme has been running successfully since its inception. Eligible employees may receive awards under the plan, which primarily include time-based restricted share units (RSUs) and performance-based restricted share units (PSUs). In addition, eligible employees participate in an annual cash bonus plan, with pay-out based on achievement of financial and customer satisfaction metrics.

Engagement with suppliers, customers and others

Engagement with suppliers, customers and others have been detailed in the Section 172(1) statement under the Strategic report on pages 4 to 6 and forms part of this report by cross reference.

Energy and Carbon Report

As per The Companies (Directors' Report) and Limited Liability Partnerships (Energy and Carbon Report) Regulations 2018, information on the company's energy consumption and carbon emissions are included at the end of this report on pages 11 to 15.

The report included has been drawn up for the UK CSC subsidiaries (CSC group and XIS group) of the DXC Technology Group. The report contains combined energy for this subgroup of companies. It has been impractical to present this data on an entity basis and so a combined report is presented.

Corporate governance

As a subsidiary company of the DXC Technology company group which is listed on the New York Stock Exchange, the Company has development governance practices and processes that are fit for purpose.

The directors have applied an undocumented system of governance by:

- Promoting the purpose of the Company to deliver information technology services and solutions;
- Regularly reviewing board composition to ensure that it has an appropriately diverse balance of skills, background, experience and knowledge and that individual directors have sufficient capacity to make a valuable contribution;
- To support effective decision making directors consider the System of Internal Control and the Code of Conduct when acting in their capacity as a director of the Company;
- In accordance with the governance practices and processes that it adopts the board is supported by System of Internal Control to identify opportunities to create and preserve value and
- Having regard to and fostering good stakeholder relationships.

CSC Computer Sciences Limited

Directors' report (continued)

Stakeholder Engagement

The Company aims to build enduring relationships with governments, regulators, customers, partners, suppliers and communities in the United Kingdom. The Company works with its business partners in an honest respectful and responsible way and seeks to work with others who share the Company's commitments to safety, ethics and compliance.

The Company's activity effect a wide variety of individuals and organisations. The company engages with these stakeholders and listens to their differing needs and priorities as an everyday part of its business and used the input and feedback to inform its decision making.

On behalf of the Company, the DXC group participates in industry associations that offer opportunities to share good practise and collaborate on issues of importance. Additionally, it works with governments on a range of issues that are relevant to its business, from regulatory compliance, to collaborating on community initiatives.

The group seeks to engage with customers through social media, focus groups and in-depth interviews with customers to better understand customer's needs and seek their feedback.

Employee Engagement

Employees of the Company are informed of information on matter of concern to them as employees through the employee intranet and local sites, e-mails, social media channels, town halls, site visits and webinars including topics such as quarterly results, strategy, business updates and diversity.

There are a number of employee share plans in place at group level. The group operates share save and share reward plans. The group also operates group wide discretionary share plans, which allow employee participation at different levels globally and is linked to the group's performance.

Auditor

Deloitte LLP have indicated their willingness to be reappointed for another term. The Company has elected to dispense with the obligation to appoint an auditor annually under the provisions of sections 485 to 488 of the Companies Act 2006 and appropriate arrangements have been put in place for them to be deemed reappointed in the absence of an Annual General Meeting.

Disclosure of information to auditor

Each director at the date of approval of this report confirms that:

- so far as the director is aware, there is no relevant audit information of which the Company's auditor is unaware; and
- he/she has taken all steps that he/she ought to have taken as a director to make himself/herself aware of any relevant audit information and to establish that the Company's auditor is aware of that information.

This confirmation is given and should be interpreted in accordance with the provisions of section 418(2) of the Companies Act 2006.

Approved by the board and signed on its behalf by:


H M Eales
Director
29 April 2022

Registered Office:

Royal Pavilion
Wellesley Road
Aldershot
Hampshire
GU11 1PZ

CSC Computer Sciences Limited

Directors' responsibilities statement

The directors are responsible for preparing the Annual Report and the financial statements in accordance with applicable law and regulations.

Company law requires the directors to prepare financial statements for each financial year. Under that law the directors have elected to prepare the financial statements in accordance with United Kingdom Generally Accepted Accounting Practice (United Kingdom Accounting Standards and applicable law), including FRS 101 "Reduced Disclosure Framework".

Under company law the directors must not approve the financial statements unless they are satisfied that they give a true and fair view of the state of affairs of the Company and of the profit or loss of the Company for that period. In preparing these financial statements, the directors are required to:

- select suitable accounting policies and then apply them consistently;
- make judgements and accounting estimates that are reasonable and prudent;
- state whether applicable UK Accounting Standards have been followed, subject to any material departures disclosed and explained in the financial statements; and
- prepare the financial statements on the going concern basis unless it is inappropriate to presume that the Company will continue in business.

The directors are responsible for keeping adequate accounting records that are sufficient to show and explain the Company's transactions and disclose with reasonable accuracy at any time the financial position of the Company and to enable them to ensure that the financial statements comply with the Companies Act 2006. They are also responsible for safeguarding the assets of the Company and hence for taking reasonable steps for the prevention and detection of fraud and other irregularities.

CSC Computer Sciences Limited

Energy and Carbon report

For the financial year 1 April 2020 to 31 March 2021

This Energy and Carbon report produced by CSC Computer Sciences Limited (CSC) provides an overview of the energy and carbon emissions under CSC's operational control of and the mechanisms being put in place to manage these impacts.

The UK Government's 2018 Regulations launched the Streamlined Energy and Carbon Report (SECR) which required all large UK companies to report their carbon emissions and energy usage on an annual basis. The regulations take effect from 1 April 2019 and cover financial reporting years starting after this date. CSC falls within scope of the SECR reporting obligations as a 'large' organisation (more than 250 people) and is required to report the following:

- UK energy use (to include as a minimum purchased electricity, gas and transport)
- Associated greenhouse gas emissions
- At least one intensity ratio
- Previous year's figures for energy use and GHG emissions
- Information about energy efficiency action taken in the organisation's financial year
- Methodologies used in calculation of disclosures.

CSC has voluntarily reported the comparative data in this report.

Reporting boundaries

Operational control

CSC is a legal entity under the US based parent company DXC Technology. DXC's UK property portfolio comprises a wide variety of both owned and leased sites, including Data Centers, Offices, and other uses. DXC report environmental impacts at a global level and CSC reflect the same approach in company reporting for the UK. An operational control approach is used to define the scope according to the GHG Protocol.

Reporting Units

The following sites are in scope for CSC:

Table 1: CSC sites in scope FY21

Site Name	Location
Maidstone Data Center	Pegasus place, Maidstone
Aylesford Data Center	Bellingham Way, Aylesford
Sevenoaks Data Center	North Downs Business Park, Sevenoaks
Tunbridge Wells Data Center	Spectrum House and Millennium House, Tunbridge Wells
Chesterfield Manor Offices	Old Road, Chesterfield
Aldershot Royal Pavilion	Wellesley Road, Aldershot
Maidstone	Bircholt Road, Maidstone
Chorley	Euxton Lane, Chorley
London Pancras Square	Pancras Square, London
Grace Street	West Gate, Leeds
Crossgate House	Cross Street, Sale
Endeavour Drive	Endeavour Drive, Basildon
Gosport	Grange Road, Gosport
Llantarnam Park	The Pavilions, Cwmbran
Walter Burke Way	Walter Burke Way, Chatham
Fulwood Park	Caxton Road, Preston
Enfield Street	Roundhay Road, Leeds
Tewkesbury	Alexandra Way, Tewkesbury

CSC operate a fleet of leased road vehicles which make up the Scope 1 transport energy and emissions included in this report. In addition this year, business travel conducted in personal vehicles (where the mileage is expensed to CSC) is included as Scope 3 transport.

CSC Computer Sciences Limited

Energy and Carbon report (continued)

For the financial year 1 April 2020 to 31 March 2021

Baseline and reporting periods

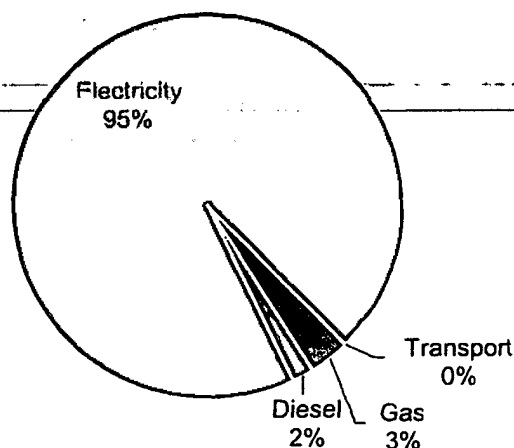
The Company's financial year runs from April to March. The current reporting period for SECR is April 2020 to March 2021, hereafter referred to as FY21. The previous year reported is April 2019 – March 2020 (FY20).

UK Energy use

Table 2: Energy use

Energy, kWh	FY20	FY21	% change
Natural gas	4,340,645	2,356,758	-46%
Diesel	1,322,251	1,278,447	-3%
Electricity	80,397,514	67,325,251	-16%
Transport (company vehicles)	154,440	5,983	-96%
Transport (personal vehicles)	518,835	24,079	-95%
Total energy use	86,733,685	70,990,518	-18%

Figure 1: Breakdown of CSC energy use (kWh) in FY21



95% of CSC's energy use is electricity and this is the primary focus of energy saving initiatives. Principal uses of electricity include IT load and cooling in data centres as well as lighting and power across all sites. Natural gas is used for heating in offices. Diesel generators act as the emergency power supply for data centers, and the primary use of diesel is for regular maintenance checks of these systems.

Mileage data is collected for CSC's fleet of leased vehicles and for business mileage taken in personal vehicles. Both of these elements have reduced significantly due to very limited travel during the COVID-19 pandemic.

Associated greenhouse gas emissions

Table 3: Location based GHG emissions

GHG emissions, tCO ₂ (e)	FY20	FY21	% change
Scope 1 – Gas	798	433	-46%
Scope 1 – Diesel	334	328	-2%
Scope 1 – Transport	37	1	-96%
Total Scope 1	1,169	763	-35%
Total Scope 2 Electricity	20,550	15,696	-24%
Total Scope 3 Personal vehicles	125	6	-95%
Total location-based emissions	21,844	16,465	-25%

Table 4: Market based GHG emissions

GHG emissions, tCO ₂ (e)	FY20	FY21	% change
Scope 1	1,169	763	-35%
Scope 2	2,048	1,380	-33%
Scope 3	125	6	-95%
Total market-based emissions	3,343	2,149	-36%

CSC Computer Sciences Limited

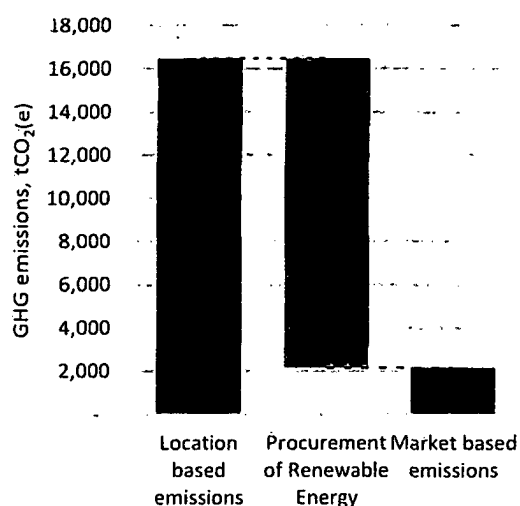
Energy and Carbon report (continued)

For the financial year 1 April 2020 to 31 March 2021

Associated greenhouse gas emissions (continued)

CSC procures renewable electricity backed by Guarantees of Origin. This reduces the total location based emissions by 87% to a small market based emissions footprint.

Figure 2: Comparison of location based and market based emissions FY21



Intensity ratio

Table 5: Location based GHG emissions per unit floor area

GHG emissions, kgCO ₂ (e) per m ² floor area	FY20	FY21	% change
Scope 1	15	11	-26%
Scope 2	257	221	-14%
Scope 3	2	0	-95%
Total scopes 1 & 2	273	232	-15%

CSC's energy use is predominantly in buildings and the site portfolio is variable year on year. Floor area is therefore used as the intensity metric to evaluate efficiency of CSC's space. From FY20 to FY21, floor area reduced by 11.2% reflecting the company's move to a "Virtual First" approach.

Energy efficiency action

The CSC portfolio includes four Strategic Data Centres which make up 66% of CSC's electricity use. These sites are certified to ISO 50001 and have an active Energy Management System (EnMS) fully embedded within site operations. Energy efficiency activities take place as part of "business as usual" operation, with a focus on reducing energy used for cooling (one of the significant energy uses on site). Airflow management has been a focus area in FY21, include correct positioning and management of grilles and vents distributing cold air, and management of setpoint temperatures and volumes. In addition, a major chiller replacement programme has taken place at Maidstone DC, with installation of new, highly efficient equipment.

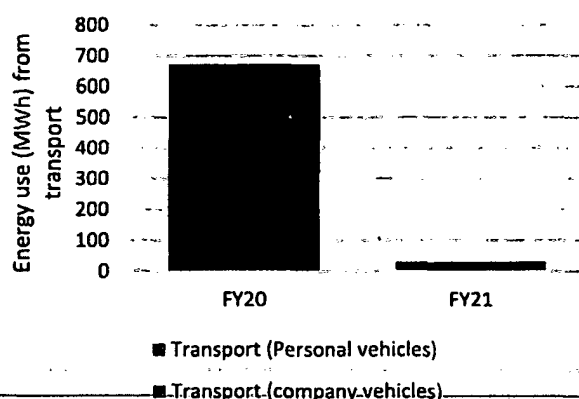
There has been a significant reduction in transport use between FY20 and FY21, as shown in figure 3. This is due to both a reduction in fleet vehicles across the operation, and reduced transport across the board due to COVID-19.

CSC Computer Sciences Limited

Energy and Carbon report (continued) For the financial year 1 April 2020 to 31 March 2021

Energy efficiency action (continued)

Figure 3: Transport in fleet and personal vehicles.



Methodologies used

Information in this report has been compiled in accordance with the **GHG Protocol Corporate Standard**.

DXC Technology implements a Global GHG Reporting Procedure which has been applied to UK locations in the development of this report.

An operational control approach is taken such that owned and leased assets are considered in scope where operated by DXC. All CSC UK sites recorded in DXC's Property Management Database are included in scope unless specifically excluded under criteria in accordance with the GHG Protocol. Reporting years align with the company's financial year:

Reporting years align with the Company's financial year:

Table 6: Base and reporting years

Target base year FY20	1 st April 2019 to 31 st March 2020
Reporting year FY21	1 st April 2020 to 31 st March 2021

Actual data is obtained as far as possible, with priority given to sites with the greatest impact on GHG emissions. This limits the need for estimation to smaller, lower impact sites. For CSC in FY21, 89% of the energy use reported in Table 2 is based on actual data, and 11% is estimated. Where actual data is not available for a site, consumption is estimated based on best available information.

Data collection

Energy data is collected at monthly resolution from the following sources:

Table 7: Data sources

Energy broker	Invoice data from energy suppliers Renewable energy certificates
DXC Fleet Operations team	Mileage for leased vehicles Vehicle information including fuel type, size, registration.
DXC Corporate Operations team	Expensed mileage for personal vehicles Fuel type

CSC Computer Sciences Limited

Energy and Carbon report (continued)

For the financial year 1 April 2020 to 31 March 2021

Data collection (continued)

Data provided undergoes a number of verification checks, including reconciliation between different sources reporting the same data, sampling of data back to supplier invoices, and identification and interrogation of anomalies.

Emissions factors

Location based emissions factors used are the UK Government conversion factors for company reporting. A single set of factors are applied to the reporting year, i.e. the 2020 conversion factors are applied to the full FY21 reporting year.

Market based factors take into account the fuel mix used. For many locations, electricity purchased by CSC is from 100% renewable energy. Where this is not possible, e.g. a leased site where electricity is procured through the landlord, UK residual emissions factors are used.

External verification

Limited assurance of DXC's global GHG inventory for FY21 and FY20 has been provided by Lloyd's Register (LRQA). This verification was conducted in accordance with ISO 14064-3. The CSC UK data reproduced in this report is a subset of DXC's global GHG inventory and is therefore covered by this verification.

Independent auditor's report to the members of CSC Computer Sciences Limited

For the financial year 1 April 2020 to 31 March 2021

Report on the audit of the financial statements

Opinion

In our opinion the financial statements of CSC Computer Sciences Limited (the 'company'):

- give a true and fair view of the state of the company's affairs as at 31 March 2021 and of its loss for the year then ended;
- have been properly prepared in accordance with United Kingdom Generally Accepted Accounting Practice, including Financial Reporting Standard 101 "Reduced Disclosure Framework"; and
- have been prepared in accordance with the requirements of the Companies Act 2006.

We have audited the financial statements which comprise:

- the statement of profit and loss;
- the statement of comprehensive income;
- the balance sheet;
- the statement of changes in equity; and
- the related notes 1 to 28.

The financial reporting framework that has been applied in their preparation is applicable law and United Kingdom Accounting Standards, including Financial Reporting Standard 101 "Reduced Disclosure Framework" (United Kingdom Generally Accepted Accounting Practice).

Basis for opinion

We conducted our audit in accordance with International Standards on Auditing (UK) (ISAs (UK)) and applicable law. Our responsibilities under those standards are further described in the auditor's responsibilities for the audit of the financial statements section of our report.

We are independent of the company in accordance with the ethical requirements that are relevant to our audit of the financial statements in the UK, including the Financial Reporting Council's (the 'FRC's') Ethical Standard, and we have fulfilled our other ethical responsibilities in accordance with these requirements. We believe that the audit evidence we have obtained is sufficient and appropriate to provide a basis for our opinion.

Conclusions relating to going concern

In auditing the financial statements, we have concluded that the directors' use of the going concern basis of accounting in the preparation of the financial statements is appropriate.

Based on the work we have performed, we have not identified any material uncertainties relating to events or conditions that, individually or collectively, may cast significant doubt on the company's ability to continue as a going concern for a period of at least twelve months from when the financial statements are authorised for issue.

Our responsibilities and the responsibilities of the directors with respect to going concern are described in the relevant sections of this report.

Other information

The other information comprises the information included in the annual report, other than the financial statements and our auditor's report thereon. The directors are responsible for the other information contained within the annual report. Our opinion on the financial statements does not cover the other information and, except to the extent otherwise explicitly stated in our report, we do not express any form of assurance conclusion thereon.

Our responsibility is to read the other information and, in doing so, consider whether the other information is materially inconsistent with the financial statements or our knowledge obtained in the course of the audit, or otherwise appears to be materially misstated. If we identify such material inconsistencies or apparent material misstatements, we are required to determine whether this gives rise to a material misstatement in the financial statements themselves. If, based on the work we have performed, we conclude that there is a material misstatement of this other information, we are required to report that fact.

We have nothing to report in this regard.

Independent auditor's report to the members of CSC Computer Sciences Limited (continued)

For the financial year 1 April 2020 to 31 March 2021

Responsibilities of directors

As explained more fully in the directors' responsibilities statement, the directors are responsible for the preparation of the financial statements and for being satisfied that they give a true and fair view, and for such internal control as the directors determine is necessary to enable the preparation of financial statements that are free from material misstatement, whether due to fraud or error.

In preparing the financial statements, the directors are responsible for assessing the company's ability to continue as a going concern, disclosing, as applicable, matters related to going concern and using the going concern basis of accounting unless the directors either intend to liquidate the company or to cease operations, or have no realistic alternative but to do so.

Auditor's responsibilities for the audit of the financial statements

Our objectives are to obtain reasonable assurance about whether the financial statements as a whole are free from material misstatement, whether due to fraud or error, and to issue an auditor's report that includes our opinion. Reasonable assurance is a high level of assurance, but is not a guarantee that an audit conducted in accordance with ISAs (UK) will always detect a material misstatement when it exists. Misstatements can arise from fraud or error and are considered material if, individually or in the aggregate, they could reasonably be expected to influence the economic decisions of users taken on the basis of these financial statements.

A further description of our responsibilities for the audit of the financial statements is located on the FRC's website at: www.frc.org.uk/auditorsresponsibilities. This description forms part of our auditor's report.

Extent to which the audit was considered capable of detecting irregularities, including fraud

Irregularities, including fraud, are instances of non-compliance with laws and regulations. We design procedures in line with our responsibilities, outlined above, to detect material misstatements in respect of irregularities, including fraud. The extent to which our procedures are capable of detecting irregularities, including fraud is detailed below.

- We considered the nature of the company's industry and its control environment, and reviewed the company's documentation of their policies and procedures relating to fraud and compliance with laws and regulations. We also enquired of management about their own identification and assessment of the risks of irregularities.
- We discussed among the audit engagement team including relevant internal specialists such as tax, pensions, IT specialists regarding the opportunities and incentives that may exist within the organisation for fraud and how and where fraud might occur in the financial statements.

We obtained an understanding of the legal and regulatory framework that the company operates in, and identified the key laws and regulations that:

- had a direct effect on the determination of material amounts and disclosures in the financial statements. These included UK Companies Act, pensions legislation, tax legislation; and
- do not have a direct effect on the financial statements but compliance with which may be fundamental to the company's ability to operate or to avoid a material penalty. These included health and safety regulations, data protection act and anti-corruption regulations.

We discussed among the audit engagement team including relevant internal specialists such as tax, pensions, IT specialists regarding the opportunities and incentives that may exist within the organisation for fraud and how and where fraud might occur in the financial statements.

As a result of performing the above, we identified the greatest potential for fraud in the following areas, and our specific procedures performed to address it are described below:

- Material pass through revenue recognised on contracts involving significant principal versus agent revenue considerations. In response to the risk we have identified controls to ensure accurate contract assessment and accounting treatment of pass through revenue are accurately set up.
We have tested design, implementation and operating effectiveness of relevant controls that are in place. Our substantive testing procedures include identifying new and complex contracts and assessing whether management have applied their judgment correctly on complex accounting considerations in relation to pass through revenue and concluding if it is in compliance with IFRS15.

Independent auditor's report to the members of CSC Computer Sciences Limited (continued)

For the financial year 1 April 2020 to 31 March 2021

Extent to which the audit was considered capable of detecting irregularities, including fraud (continued)

In common with all audits under ISAs (UK), we are also required to perform specific procedures to respond to the risk of management override. In addressing the risk of fraud through management override of controls, we tested the appropriateness of journal entries and other adjustments; assessed whether the judgements made in making accounting estimates are indicative of a potential bias; and evaluated the business rationale of any significant transactions that are unusual or outside the normal course of business.

In addition to the above, our procedures to respond to the risks identified included the following:

- reviewing financial statement disclosures by testing to supporting documentation to assess compliance with provisions of relevant laws and regulations described as having a direct effect on the financial statements;
- performing analytical procedures to identify any unusual or unexpected relationships that may indicate risks of material misstatement due to fraud;
- enquiring of management and in-house legal counsel concerning actual and potential litigation and claims, and instances of non-compliance with laws and regulations; and
- reading minutes of meetings of those charged with governance.

Report on other legal and regulatory requirements

Opinions on other matters prescribed by the Companies Act 2006

In our opinion, based on the work undertaken in the course of the audit:

- the information given in [the strategic report and] the directors' report for the financial year for which the financial statements are prepared is consistent with the financial statements; and
- the strategic report and the directors' report have been prepared in accordance with applicable legal requirements.

In the light of the knowledge and understanding of the company and its environment obtained in the course of the audit, we have not identified any material misstatements in the strategic report or the directors' report.

Matters on which we are required to report by exception


Under the Companies Act 2006 we are required to report in respect of the following matters if, in our opinion:

- adequate accounting records have not been kept, or returns adequate for our audit have not been received from branches not visited by us; or
- the financial statements are not in agreement with the accounting records and returns; or
- certain disclosures of directors' remuneration specified by law are not made; or
- we have not received all the information and explanations we require for our audit.

We have nothing to report in respect of these matters.

Use of our report

This report is made solely to the company's members, as a body, in accordance with Chapter 3 of Part 16 of the Companies Act 2006. Our audit work has been undertaken so that we might state to the company's members those matters we are required to state to them in an auditor's report and for no other purpose. To the fullest extent permitted by law, we do not accept or assume responsibility to anyone other than the company and the company's members as a body, for our audit work, for this report, or for the opinions we have formed.



Lee Welham, FCA (Senior Statutory Auditor)
for and on behalf of Deloitte LLP
Statutory Auditor
Cambridge, United Kingdom

3 May **2022**

CSC Computer Sciences Limited

Statement of profit and loss

For the financial year 1 April 2020 to 31 March 2021

	Notes	Financial year 1 April 2020 to 31 March 2021 £'000	Restated Financial year 1 April 2019 to 31 March 2020 £'000
Revenue	5	552,347	635,408
Cost of sales		(488,441)	(550,581)
Gross profit		63,906	84,827
Administrative expenses		(120,085)	(102,956)
Other operating income		15,251	3,073
Exceptional items	7&14	(10,087)	(16,667)
Operating loss	6	(51,015)	(31,723)
<i>Analysed between:</i>			
Operating loss before exceptional item		(40,928)	(15,056)
Exceptional item – restructuring expenses	7	(9,448)	(14,876)
Exceptional item – investment impairment	14	(16,986)	(8,735)
Exceptional item – reversal of impairment of receivables		16,347	6,944
Income from subsidiary		166	-
Finance income	9	52,632	52,922
Finance expense	9	(54,021)	(59,265)
Loss before taxation from continuing operations		(52,238)	(38,066)
Tax (charge)/credit for the year	10	(156,580)	19,041
Loss for the financial year from continuing operations		(208,818)	(19,025)
Profit for the financial year from discontinued operations	27	148,252	37,430
(Loss) / profit for the year		(60,566)	18,405

The notes on pages 24 to 60 form part of these financial statements.

CSC Computer Sciences Limited

Statement of comprehensive income For the financial year 1 April 2020 to 31 March 2021

		Financial year 1 April 2020 to 31 March 2021	Financial year 1 April 2019 to 31 March 2020
	Notes	£'000	£'000
(Loss) / profit for the financial year		(60,566)	18,405
Other comprehensive income/(expense); items that will not be reclassified to statement of profit and loss			
Difference between actual and expected return on pension scheme assets	22	172,886	20,298
Effects of changes in assumptions underlying the present value of pension scheme liabilities	22	(162,828)	83,404
Gain relating to retirement benefits obligations		10,058	103,702
Charge on deferred tax relating to pension asset		(1,429)	(19,892)
Unrealised loss on interest rate swap hedging		(224)	(1,351)
Total comprehensive (expense)/income for the financial year attributable to the owners of the Company		(52,161)	100,864

The notes on pages 24 to 60 form part of these financial statements.

CSC Computer Sciences Limited

Balance sheet As at 31 March 2021

	Notes	31 March 2021 £'000	31 March 2020 £'000
Assets			
Non-current assets			
Intangible assets	11	3,053	55,889
Tangible assets	12	111,979	124,587
Right-of-use assets	13	22,400	27,332
Investments	14	97,054	67,974
Trade and other receivables	17	40,000	40,000
Deferred taxation asset	10	-	157,630
Pension assets	22	239,960	228,598
Total non-current assets		514,446	702,010
Current assets			
Inventory	15	120,620	73,903
Trade and other receivables	16	598,598	476,073
Cash at bank and in hand		127,467	395,082
		846,685	945,058
Assets held for sale	27	7,532	-
Total current assets		854,217	945,058
Total assets		1,368,663	1,647,068
Liabilities			
Current liabilities			
Trade and other payables	18	(319,476)	(574,838)
Lease liabilities	23	(15,751)	(14,396)
Provisions	20	(2,387)	(10,132)
Total current liabilities		(337,614)	(599,366)
Net current assets		516,603	345,692
Non-current liabilities			
Trade and other payables	19	(473,410)	(464,608)
Lease liabilities	23	(68,751)	(76,761)
Total non-current liabilities		(542,161)	(541,369)
Total liabilities		(879,775)	(1,140,735)
Net assets		488,888	506,333

CSC Computer Sciences Limited

Balance sheet As at 31 March 2021

	Notes	31 March 2021 £'000	31 March 2020 £'000
Equity			
Share capital	24	19,560	19,560
Share premium		243,366	243,366
Other reserves		33,182	-
Share-based payment reserve		1,534	-
Profit and loss account		191,246	243,407
Total equity		488,888	506,333

The notes on pages 24 to 60 form part of these financial statements.

These financial statements of CSC Computer Sciences Limited (registered number 00963578) were approved and authorised for issue by the board of directors on 29 April 2022 and signed on its behalf by:


H. M. Eales
Director

CSC Computer Sciences Limited

Statement of changes in equity

For the financial year 1 April 2020 to 31 March 2021

		Share capital	Share premium account	Share based payments reserve	Other reserves	Profit and loss	Total
	Notes	£'000	£'000	£'000	£'000	£'000	£'000
Balance as at 1 April 2019		19,560	243,366	3,115	-	155,399	421,440
Profit for the financial year		-	-	-	-	18,405	18,405
Other comprehensive income / (expense) for the financial year							
Movements relating to retirement benefits obligations	22	-	-	-	-	103,702	103,702
Movement relating to unrealised gain on interest rate swap hedging		-	-	-	-	(1,351)	(1,351)
Movement on deferred tax relating to pension asset	10	-	-	-	-	(19,892)	(19,892)
Total comprehensive income for the financial year		-	-	-	-	100,864	100,864
Share-based payment capital contributions	21	-	-	(3,115)	-	(12,856)	(15,971)
Balance as at 31 March 2020		19,560	243,366	-	-	243,407	506,333
Loss for the financial year		-	-	-	-	(60,566)	(60,566)
Other comprehensive income / (expense) for the financial year							
Movements relating to retirement benefits obligations	22	-	-	-	-	10,058	10,058
Movement relating to unrealised gain on interest rate swap hedging		-	-	-	-	(224)	(224)
Movement on deferred tax relating to pension asset	10	-	-	-	-	(1,429)	(1,429)
Total comprehensive income for the financial year		-	-	-	-	8,405	8,405
Share-based payment capital contributions	21	-	-	1,534	-	-	1,534
Notional equity on inter-company payable written off		-	-	-	33,182	-	33,182
Balance as at 31 March 2021		19,560	243,366	1,534	33,182	191,246	488,888

The notes on pages 24 to 60 form part of these financial statements.

- Share premium account represents the excess of the issue price over the par value on shares issued less transaction costs arising on issue.
- Share-based payment reserve represents the equity-settled share-based payments to employees granted by ultimate parent company which is measured at the fair value of the equity instrument at the grant date.
- Profit and loss account reserve represents accumulated retained earnings net of dividends distributed to shareholders.
- Other reserve relates to the write off of intercompany payable which was treated as notional equity.

CSC Computer Sciences Limited

Notes to the financial statements

For the financial year 1 April 2020 to 31 March 2021

1) Basis of accounting and general information

CSC Computer Sciences Limited ("the Company") provides computer consultancy, systems integration and computer outsourcing activities. The Company provides its services mainly in the United Kingdom with a smaller proportion of its revenue generated by other European markets, the United States of America and rest of the world.

The Company is a private company incorporated in the United Kingdom under the Companies Act 2006, limited by shares and registered in England and Wales. The Company's registered and principal address is Royal Pavilion, Wellesley Road, Aldershot, Hampshire, GU11 1PZ.

2) Summary of significant accounting policies

The principal accounting policies applied in the preparation of these financial statements are set out below. These policies have been consistently applied to all the financial years presented, unless otherwise stated.

Basis of preparation

The Company meets the definition of a qualifying entity under FRS 100 'Application of Financial Reporting Requirements' issued by the FRC. The financial statements of the Company have been prepared in accordance with Financial Reporting Standard 101 "Reduced Disclosure Framework" ("FRS 101"). The financial statements have been prepared under the historical cost convention and in accordance with the Companies Act 2006.

The preparation of the financial statements in conformity with FRS 101 requires the use of certain critical accounting estimates. It also requires management to exercise its judgement in the process of applying the Company's accounting policies. The areas involving a higher degree of judgement or complexity, or areas where judgements and estimates are significant to the financial statements are disclosed in note 3.

The following exemptions from the requirements of IFRS have been applied in the preparation of these financial statements, in accordance with FRS 101. Where relevant, equivalent disclosures have been given in the consolidated financial statements of the ultimate parent company, DXC Technology Company ("DXC"), in relation to:

- the disclosure exemptions from IFRS 7 "Financial Instruments: Disclosures";
- the disclosure exemptions from IFRS 13 "Fair Value Measurement" to the extent that they apply to financial instruments;
- the disclosure exemptions from paragraph 110 and paragraphs 113(a), 114, 115, 118, 119(a) to (c), 120 to 127 and 129 of IFRS 15 Revenue from Contracts with Customers;
- the requirement in paragraph 38 of IAS 1 'Presentation of Financial Statements' to present comparative information in respect of:
 - (i) paragraph 79(a)(iv) of IAS 1;
 - (ii) paragraph 73(e) of IAS 16 Property, Plant and Equipment;
 - (iii) paragraph 118(e) of IAS 38 Intangible Assets;
- the requirements of the following paragraphs of IAS 1 Presentation of Financial Statements:
 - (i) 10(d) and 111 – a statement of cash flows for the period;
 - (ii) 10(f) – a Balance sheet as at the beginning of the preceding period when an entity applies an accounting policy retrospectively or makes a retrospective restatement of items in its financial statements;
 - (iii) 16 – a statement of compliance with IFRS, which is not applicable since we are adopting FRS101 rather than following IFRS in full;
 - (iv) 38A-D and 40A-D – a third Balance sheet, profit and loss and other comprehensive income, statement of changes in equity and other additional comparative information;
 - (v) 134 to 136 – disclosure of management of capital;
- the disclosure exemptions from paragraph 45(b) and 46 to 52 of IFRS 2 "Share-based payment";
- the disclosure exemptions of IFRS 3 "Business combinations";
- the requirements of IAS 7 "Statement of Cash Flows";
- the disclosure exemptions from paragraphs 30 and 31 of IAS 8 "Accounting policies, changes in accounting estimates and errors";

CSC Computer Sciences Limited

Notes to the financial statements (continued)

For the financial year 1 April 2020 to 31 March 2021

2) Summary of significant accounting policies (continued)

Basis of preparation (continued)

- the requirements of paragraphs 17 and 18A of IAS 24 "Related Party Disclosures";
- the requirements of IAS 24 "Related Party Disclosures" to disclose related party transactions entered into between two or more members of a group, provided that any subsidiary which is party to the transactions is wholly owned by such a member; and
- the requirements of IAS 36 "Impairment of Assets".

Going concern

The Company's business activities, together with the factors likely to affect its future development, principal risks and uncertainties, performance and position are set out within the Directors' report.

The Company is loss making however reports net assets, has positive working capital. The directors have a reasonable expectation that the Company has adequate resources to continue in operational existence for the foreseeable future for a period of at least twelve months from when the financial statements are authorised for issue. Confirmation and letter of support has been provided by the parent company that it will continue to support the operations going forward. Accordingly, the directors continue to adopt the going concern basis in preparing the financial statements.

In relation to COVID-19, Management is continuously monitoring the position and taking all necessary steps to protect its employees, customers and stakeholders. A going concern impact assessment has been completed that analysed DXC's current and future cash resources, access to existing and new financing facilities, including revolving facilities and the customer base of the Group.

The impact of the war in Ukraine and related events are considered to be non-adjusting events, they do not affect amounts recognised as of 31 March 2021. The directors consider that the war will not have any material impact in 2022 and beyond since the Company does not have any customers/suppliers in either Ukraine or Russia.

The directors have a reasonable expectation that the Company, and DXC, have adequate resources to continue in operational existence for the foreseeable future. Accordingly, the directors continue to adopt the going concern basis in preparing the financial statements.

New or amended Accounting Standards and Interpretations adopted

The Company has adopted all the new, revised or amending Accounting Standards and Interpretations issued by the Financial Reporting Council ('FRC') that are mandatory for the current reporting year. Their adoption has not had any material impact on the disclosures or on the amounts reported in these financial statements.

- Amendments to IAS 1 and IAS 8- Definition of material - effective for annual years beginning on or after 1 January 2020; and
- Conceptual Framework- Amendments to References to the Conceptual Framework in IFRS Standards- effective for annual years beginning on or after 1 January 2020.

There are no other amendments to accounting standards, or IFRIC interpretations that are effective for the year ended 31 March 2021 have had a material impact on the Company.

Consolidation

The Company has taken advantage of the exemption under section 401 to the Companies Act 2006 from the requirement to produce consolidated financial statements since the Company itself is a wholly owned subsidiary undertaking of DXC Technology Company, a company registered in the United States of America, which itself prepares consolidated financial statements. The financial statements therefore present information as an individual undertaking and not as a group. Copies of the Group financial statements of DXC Technology Company are available from the registered address: 20412 Bashan Drive, Suite 250, Ashburn, VA 20147, USA.

Foreign currency

Foreign currency transactions are translated into the functional currency of GBP using the exchange rates prevailing at the dates of the transactions or valuation where items are re-measured. These financial statements are presented in pounds sterling because that is the currency of the primary economic environment in which the Company operates. Foreign exchange gains and losses resulting from the settlement of such transactions and from the translation at year-end exchange rates of monetary assets and liabilities denominated in foreign currencies are recognised in the statement of profit and loss. All other foreign exchange gains and losses are presented in the statement of profit and loss within 'Other operating income/expenses'.

CSC Computer Sciences Limited

Notes to the financial statements (continued) For the financial year 1 April 2020 to 31 March 2021

2) Summary of significant accounting policies (continued)

Revenue recognition

Revenue, including intercompany revenue, is measured based on the consideration to which the Company expects to be entitled in a contract with a customer and excludes amounts collected on behalf of third parties. The Company recognises revenue when it transfers control of a product or service to a customer.

Revenue from contracts with customers

Revenue is recognised at an amount that reflects the consideration to which the Company is expected to be entitled in exchange for transferring goods or services to a customer. For each contract with a customer, the Company: identifies the contract with a customer; identifies the performance obligations in the contract; determines the transaction price which takes into account estimates of the time value of money; allocates the transaction price to the separate performance obligations on the basis of the relative stand-alone selling price of each distinct good or service to be delivered; and recognises revenue when or as each performance obligation is satisfied in a manner that depicts the transfer to the customer of the goods or services promised.

Intercompany

Revenue for work performed for fellow Group companies, where services provided, are recognised at cost plus an arm's length mark-up.

Services

The Company's primary services offerings include information technology (IT) data centre and business process transformation outsourcing, application management services, technology infrastructure and system maintenance, web hosting, and the design and development of complex IT systems to a client's specifications (design and build). These services are provided on a time and material basis, as a fixed price contract or as a fixed price per measure of output contract, and the contract terms generally range from less than one year to ten years. Revenue from IT data centre and business process transformation outsourcing contracts is recognised in the year the services are provided using either an objective measure of output or a straight-line basis over the term of the contract. Under the output method, the amount of revenue recognised is based on the services delivered in the year as stated in the contract.

Revenue from application management services, technology infrastructure and system maintenance, and web hosting contracts is recognised on a straight-line basis over the term of the contract.

Revenue from time and material contracts is recognised at the contractual rates as labour hours are delivered and direct expenses are incurred. Revenue related to extended warranty and product maintenance contracts is deferred and recognised on a straight-line basis over the delivery period.

Services (continued)

Revenue from fixed-price design and build contracts is recognised where the outcome of a contract can be reliably estimated, and revenue and costs are recognised under input method wherein revenue is recognised over time based on progress measured to satisfaction of performance obligation. This is consistent with provisions of IFRS 15 where performance obligation is satisfied over time. Under this method, revenue is either recognised based on the costs incurred to date as a percentage of the total estimated costs to fulfil the contract or on an output method upon customers' acceptance of the project's stage of delivery. If circumstances arise that may change the original estimates of revenues, costs, or extent of progress toward completion, then revisions to the estimates are made. These revisions may result in increases or decreases in estimated revenues or costs, and such revisions are reflected in the statement of profit and loss in the year in which the circumstances that give rise to the revision become known by management.

The Company performs ongoing profitability analysis of its services contracts in order to determine whether the latest estimates, such as revenue, costs of sales or profits, require updating. If, at any time, these estimates indicate that the contract will be unprofitable, the entire estimated loss for the remainder of the contract is recorded immediately.

In some of the Company's services contracts the Company bills the client prior to performing the services. These balances are held as contract liabilities in the balance sheet until the service is performed. In other services contracts the Company performs the services prior to billing the client. These balances are held as amounts recoverable on contracts in the balance sheet until the client is billed. Billings usually occur in the month after the Company performs the services or in accordance with specific contractual provisions.

Multiple-element arrangements

The Company enters into multiple-element software and non-software related revenue arrangements, which may include any combination of services, software and hardware. A multiple-element arrangement is separated into more than one unit of accounting if all of the following criteria are met:

CSC Computer Sciences Limited

Notes to the financial statements (continued) For the financial year 1 April 2020 to 31 March 2021

2) Summary of significant accounting policies (continued)

Revenue recognition (continued)

Software related revenue arrangements

- The functionality of the delivered elements is not dependent on the undelivered elements.
- There is a fair value to the undelivered elements.
- Delivery of the delivered elements represents the culmination of the earnings process for those elements.

Non-software related Revenue arrangements

- The delivered items have value to the client on a standalone basis.
- There is objective and reliable evidence of the fair value of the undelivered items.

Interest income

Interest income is recognised in the statement of profit and loss using the effective interest method.

Finance costs

Finance costs of debt, including interest, premiums payable on settlement and direct issue costs are charged to the statement of profit and loss in the financial year in which they fall due.

Current and deferred taxation

The tax expense for the year comprises current and deferred tax. Tax is recognised in the statement of profit and loss, except to the extent that it relates to items recognised in other comprehensive income or directly in shareholder's funds. In this case, the tax is also recognised in other comprehensive income or directly in shareholders' funds, respectively.

The current income tax charge is calculated on the basis of the tax laws enacted or substantively enacted at the date of the balance sheet in the countries where the Company operates and generates taxable income. Provisions are made where appropriate on the basis of amounts expected to be paid to the tax authorities.

Deferred tax is the tax expected to be payable or recoverable on differences between the carrying amounts of assets and liabilities in the financial statements and the corresponding tax bases used in the computation of taxable profit and is accounted for using the liability method. Deferred tax liabilities are generally recognised for all taxable temporary differences and deferred tax assets are recognised to the extent that it is probable that taxable profits will be available against which deductible temporary differences can be utilised. Such assets and liabilities are not recognised if the temporary difference arises from the initial recognition of goodwill or from the initial recognition (other than in a business combination) of other assets and liabilities in a transaction that affects neither the taxable profit nor the accounting profit.

Deferred income tax is determined using tax rates (and laws) that have been enacted or substantively enacted by the date of the balance sheet and are expected to apply when the related deferred income tax asset is realised or the deferred income tax liability is settled.

Deferred income tax assets are recognised only to the extent that it is probable that future taxable profit will be available against which the temporary differences can be utilised. The carrying amount of deferred tax assets is reviewed at each balance sheet date and reduced to the extent that it is no longer probable that sufficient taxable profits will be available to allow all or part of the asset to be recovered.

The measurement of deferred tax liabilities and assets reflects the tax consequences that would follow from the manner in which the Company expects, at the end of the reporting year, to recover or settle the carrying amount of its assets and liabilities.

Deferred tax assets and liabilities are offset when there is a legally enforceable right to set off current tax assets against current tax liabilities and when they relate to income taxes levied by the same taxation authority and the Company intends to settle its current tax assets and liabilities on a net basis.

CSC Computer Sciences Limited

Notes to the financial statements (continued) For the financial year 1 April 2020 to 31 March 2021

2) Summary of Significant accounting policies (continued)

Intangible assets

Goodwill

Goodwill arising on the acquisition of trade and assets of former subsidiaries and other businesses, represents the excess of fair value of the consideration paid over the aggregate fair value of the identifiable assets and liabilities acquired. Goodwill is tested annually for impairment, or more frequently if events or changes in circumstances indicate impairment may be required. It is carried at cost less accumulated impairment losses. Impairment losses on goodwill are recognised in the statement of profit and loss.

Internally development software

Direct labour and overhead costs incurred in the development of software may be capitalised. Costs incurred to develop commercial software products are capitalised after technological feasibility has been established. Costs incurred to establish technological feasibility are expensed as incurred. Enhancements to software products are capitalised where such enhancements extend the life or significantly expand the marketability of such products.

These costs are amortised on a straight-line basis over their expected useful lives from the date the product enters commercial exploitation (currently three to seven years).

Patents and licences

Patents and licences are included at cost and depreciated in equal instalments over a period of up to 20 years which is their estimated useful life. Provision is made for any impairment.

Intellectual property

Intellectual property is included at acquisition cost and amortised on a straight-line basis over their estimated useful lives up to a maximum of 20 years. Provision is made for any impairment.

Purchased software

Significant purchase software costs are deferred and amortised on a straight-line basis over the period of their expected benefit, either the life of an associated licence or three to five years.

Impairment of intangible assets

The carrying value of the intangible asset is reviewed for impairment at the end of the first full year following acquisition and in other periods if event or changes in circumstances indicate that the carrying value may not be recoverable.

Intangible assets acquired separately

Intangible assets with finite useful lives that are acquired separately are carried at cost less accumulated amortisation and accumulated impairment losses. Amortisation is recognised on a straight-line basis over their estimated useful lives. The estimated useful life and amortisation method are reviewed at the end of each reporting period, with the effect of any changes in estimate being accounted for on a prospective basis. Intangible assets with indefinite useful lives that are acquired separately are carried at cost less accumulated impairment losses.

Tangible assets

Tangible assets are stated at historical cost less depreciation and any provision for impairment. Historical cost includes expenditure that is directly attributable to the acquisition of the items.

Subsequent costs are included in the asset's carrying amount or recognised as a separate asset, only when it is probable that future economic benefits associated with the item will flow to the Company and the cost of the item can be measured reliably. The carrying amount of the replaced part is derecognised. All other repairs and maintenance are charged to the statement of profit and loss during the financial year in which they are incurred.

Land is not depreciated and assets under construction are not depreciated until ready for use. Depreciation on other assets is calculated using the straight-line method to allocate their cost amount to their residual values over their estimated useful lives, as follows:

Furniture and fittings	Five to ten years
Leasehold improvements	Shorter of lease term and ten years
Computer and related equipment	Three to seven years or useful life
Freehold buildings	Forty years

Gains and losses on disposals are determined by comparing the proceeds with the carrying amount and are recognised in the statement of profit and loss.

CSC Computer Sciences Limited

Notes to the financial statements (continued) For the financial year 1 April 2020 to 31 March 2021

2) Summary of Significant accounting policies (continued)

Investments

Investments in subsidiaries

Investments in subsidiaries are accounted for at cost, less, where appropriate, allowances for impairment.

Impairment of investments

At each reporting date, the Company reviews the carrying amounts of its investments to determine whether there is any indication that those assets have suffered an impairment loss. If any such indication exists, the recoverable amount of the asset is estimated to determine the extent of the impairment loss (if any). Where an impairment loss subsequently reverses, the carrying amount of the asset is increased to the revised estimate of its recoverable amount, but so that the increased carrying amount does not exceed the carrying amount that would have been determined had no impairment loss been recognised for the asset in prior years. A reversal of an impairment loss is recognised immediately in the statement of profit and loss.

Inventories

Inventories are stated at the lower of cost and net realisable value. The cost of finished goods and work in progress comprises design costs, raw materials, direct labour, other direct costs and related production overheads (based on normal operating capacity). It excludes borrowing costs. Net realisable value is the estimated selling price in the ordinary course of business, less applicable variable selling expenses.

Long-term contracts

Costs on outsourcing contracts are generally expensed as incurred. However, certain costs incurred upon the initiation of an outsourcing contract are deferred and expensed as and when performance obligation is satisfied over the life of the contract. These costs consist of contract acquisition and transition costs, including the costs of due diligence after competitive selection and costs associated with installation of systems and processes. These costs are recorded as contract work in progress on the balance sheet. Costs incurred for bid and proposal activity are expensed as incurred.

Costs on major fixed price contract projects are deferred as contract work in progress and released to the Statement of profit and loss as and when performance obligation is satisfied over time. Contract provisions for work in progress risks and contingencies are included in provisions for liabilities and charges.

Financial instruments

Financial assets and financial liabilities are recognised in the Company's balance sheet when the Company becomes a party to the contractual provisions of the instrument.

Financial assets

Trade and other receivables

Trade and other receivables are initially recognised at fair value and subsequently measured at amortised cost using effective interest method, less any appropriate provision for impairment. The Company applies the IFRS 9 simplified approach to measure the expected credit loss which uses a lifetime expected loss allowance for all trade receivables and contract assets.

To measure the expected credit losses, trade receivables and contract assets have been grouped based on shared credit risk characteristics and the days past due. The contract assets relate to unbilled work in progress and have substantially the same risk characteristics as the trade receivables for the same types of contracts. The group has therefore concluded that the expected loss rates for trade receivables are a reasonable approximation of the loss rates for the contract assets.

They are included in current assets, except for payment terms greater than twelve months after the end of the reporting period. These are classified as non-current assets.

Contract assets

Contract assets are recognised when the Company has transferred goods or services to the customer but where the Company is yet to establish an unconditional right to consideration. Contract assets are treated as financial assets for impairment purposes.

Customer acquisition costs

Customer acquisition costs are capitalised as an asset where such costs are incremental to obtaining a contract with a customer and are expected to be recovered. Customer acquisition costs are amortised on a straight-line basis over the term of the contract.

Costs to obtain a contract that would have been incurred regardless of whether the contract was obtained, or which are not otherwise recoverable from a customer are expensed as incurred to statement of profit and loss. Incremental costs of obtaining a contract where the contract term is less than one year is immediately expensed to statement of profit and loss.

CSC Computer Sciences Limited

Notes to the financial statements (continued) For the financial year 1 April 2020 to 31 March 2021

2) Summary of significant accounting policies (continued)

Financial assets (continued)

Impairment of financial assets

The Company assesses at the end of each reporting period whether there is objective evidence that a financial asset is impaired. The Company applies the IFRS 9 simplified approach to measure the expected credit loss which uses a lifetime expected loss allowance for all financial assets.

Derecognition of a financial asset

The Company derecognises a financial asset only when the contractual rights to the cash flows from the asset expire, or when it transfers the financial asset and substantially all the risks and rewards of ownership of the asset to another entity. If the Company neither transfers, nor retains substantially all the risks and rewards of ownership and continues to control the transferred asset, the Company recognises its retained interest in the asset and an associated liability for amounts it may have to pay. If the Company retains substantially all the risks and rewards of ownership of a transferred financial asset, the Company continues to recognise the financial asset and also recognises a collateralised borrowing for the proceeds received.

Cash and cash equivalents

Cash and cash equivalents include cash in hand, deposits held at call with banks and bank overdrafts. In the balance sheet, bank overdrafts are shown within borrowings in current liabilities.

Financial liabilities and equity

Financial liabilities and equity instruments are classified according to the substance of the contractual arrangements entered into.

Trade and other payables

These amounts represent liabilities for goods and services provided to the Company for goods and services prior to the end of the financial year and are yet to be paid.

Derivative financial instruments

Derivatives are initially recognised at fair value on the date a derivative contract is entered into and are subsequently re-measured at their fair value. The method of recognising any resulting gain or loss depends on whether the derivative is designated as a hedging instrument and, if so, the nature of the item being hedged.

Changes in the fair value of any derivative instruments that do not qualify for hedge accounting are recognised immediately in the statement of profit and loss. Changes in the fair values of derivatives that are designated and qualify as fair value hedges are recorded in the statement of profit and loss, together with any changes in the fair values of the hedged assets or liabilities that are attributable to the hedged risk.

Finance costs and debt

Finance costs of debt are recognised in the statement of profit and loss over the term of such investments at a constant rate on the carrying amount. Debt is initially stated at the amount of the net proceeds after the deduction of issue costs. The carrying amount is increased by the finance cost in respect of the accounting period and reduced by repayments made in the period.

Contract liabilities

Contract liabilities represent the Company's obligation to transfer goods or services to a customer and are recognised when a customer pays consideration, or when the Company recognises a receivable to reflect its unconditional right to consideration (whichever is earlier) before the Company has transferred the goods or services to the customer.

Provisions

Provisions are recognised when the Company has a present obligation (legal or constructive) as a result of a past event, it is probable that the Company will be required to settle the obligation and a reliable estimate can be made of the amount of the obligation.

The amount recognised as a provision is the best estimate of the consideration required to settle the present obligation at the reporting date, considering the risks and uncertainties surrounding the obligation. Where a provision is measured using the cash flows estimated to settle the present obligation, its carrying amount is the present value of those cash flows (when the effect of the time value of money is material).

A restructuring provision is recognised when the Company has developed a detailed formal plan for the restructuring and has raised a valid expectation in those affected that it will carry out the restructuring by starting to implement the plan or announcing its main features to those affected by it. The measurement of a restructuring provision includes only the direct expenditures arising from the restructuring, which are those amounts that are both necessarily entailed by the restructuring and not associated with the ongoing activities of the entity.

CSC Computer Sciences Limited

Notes to the financial statements (continued)

For the financial year 1 April 2020 to 31 March 2021

2) Summary of significant accounting policies (continued)

Leases

The Company as lessee

Right-of-use assets

A right-of-use asset is recognised at the commencement date of a lease. The right-of-use asset is measured at cost, which comprises the initial amount of the lease liability, adjusted for, as applicable, any lease payments made at or before the commencement date net of any lease incentives received, any initial direct costs incurred, and, except where included in the cost of inventories, an estimate of costs expected to be incurred for dismantling and removing the underlying asset, and restoring the site or asset.

Right-of-use assets are depreciated on a straight-line basis over the unexpired period of the lease or the estimated useful life of the asset, whichever is the shorter. Where the Company expects to obtain ownership of the leased asset at the end of the lease term, the depreciation is over its estimated useful life. Right-of-use assets are subject to impairment or adjusted for any remeasurement of lease liabilities.

Average periods that have been applied following the length of lease periods have been:

Buildings	Seven years
Computers	Three years
Automobiles	Two years
Office equipment	Seven years

The Company has elected not to recognise a right-of-use asset and corresponding lease liability for short term leases with terms of 12 months or less and leases of low-value assets. Lease payments on these assets are expensed to the statement of profit and loss as incurred.

Lease liabilities

A lease liability is recognised at the commencement date of a lease. The lease liability is initially recognised at the present value of the lease payments to be made over the term of the lease, discounted using the interest rate implicit in the lease or, if that rate cannot be readily determined, the Company's incremental borrowing rate. Lease payments comprise of fixed payments less any lease incentives receivable, variable lease payments that depend on an index or a rate, amounts expected to be paid under residual value guarantees, exercise price of a purchase option when the exercise of the option is reasonably certain to occur, and any anticipated termination penalties. The variable lease payments that do not depend on an index or a rate are expensed in the period in which they are incurred.

Lease liabilities are measured at amortised cost using the effective interest method. The carrying amounts are remeasured if there is a change in the following: future lease payments arising from a change in an index or a rate used; residual guarantee; lease term; certainty of a purchase option and termination penalties. When a lease liability is remeasured, an adjustment is made to the corresponding right-of-use asset, or to statement of profit and loss if the carrying amount of the right-of-use asset is fully written down.

The Company as lessor

Amounts due from lessees under finance leases are recognised as receivables at the amount of the Company's net investment in the leases. Finance lease income is allocated to accounting periods so as to reflect a constant periodic rate of return on the Company's net investment outstanding in respect of the leases.

CSC Computer Sciences Limited

Notes to the financial statements (continued) For the financial year 1 April 2020 to 31 March 2021

2) Summary of significant accounting policies (continued)

Retirement benefits

Retirement benefits to employees of the Company are funded by contributions from the Company and employees. The Company operates various post-employment schemes, including both defined benefit and defined contribution pension plans:

Defined benefit section

The defined benefit plan defined an amount of pension benefit an employee will receive on retirement, dependent on one or more factors such as age, years of service and compensation.

The liability recognised in the balance sheet in respect of the defined benefit pension plan is the present value of the defined benefit obligation at the end of the reporting period, less the fair value of the plan assets. The defined benefit obligation is calculated annually by independent actuaries using the projected unit credit method. The present value of the defined benefit obligation is determined by discounting the estimated future cash outflows using interest rates of high-quality corporate bonds that are denominated in the currency in which the benefits will be paid, and that have terms to maturity approximating to the terms of the related pension obligation. In countries where there is no deep market in such bonds, the market rate on government bonds are used.

Re-measurement gains and losses arising from experience adjustments and changes in actuarial assumptions are charged or credited to shareholder's funds in other comprehensive income in the period in which they arise. The amount charged or credited to finance costs is a net interest amount calculated by applying the liability discount rate to the net defined pension liability or asset. Past service costs are recognised immediately in the statement of profit and loss.

The Trustee recognises that, with the development of modern financial instruments, it would be possible to select investments that produce cash flows similar to the estimated liability cash flows. However, in order to meet the long-term funding objective within a level of contributions that the Company has indicated it is willing to make, the Trustee has agreed to take investment risk relative to the liabilities. This taking of investment risk seeks to target a greater investment return than the matching assets would provide whilst maintaining a prudent approach to meeting the Scheme's liabilities.

Defined contribution section

A defined contribution plan is a pension plan under which the Company pays fixed contributions into a separate entity. The Company has no legal or constructive obligation to make further contributions if the fund does not hold sufficient assets to pay all employees the benefits relating to employee service in the current and prior periods.

For defined contribution plans, the Company pays contributions to publicly or privately administered pension insurance plans on a mandatory, contractual or voluntary basis. The Company has no further payment obligations once the contributions have been paid. The contributions are recognised as an employee benefit expense when they are due. Prepaid contributions are recognised as an asset to the extent that a cash refund or a reduction in future payments is available.

Share-based payment

The Company's ultimate parent company, DXC Technology Company, has granted rights to its equity instruments to certain employees of the Company. These arrangements are accounted for as equity-settled share-based payment arrangements, and a capital contribution is recognised to the extent that the Company is not charged by its parent for the cost of share-based payments to employees. Equity-settled share-based payments to employees are measured at the fair value of the equity instrument at the grant date.

The fair value determined at the grant date of the equity-settled share-based payments is expensed on a straight-line basis over the vesting period, based on the DXC Technology Company's estimate of equity instruments expected to vest as a result of the effect of non-market based vesting conditions. The impact of the revision of the original estimates, if any, is recognised in the statement of profit and loss such that the cumulative expense reflects the revised estimate, with a corresponding adjustment to equity reserves.

CSC Computer Sciences Limited

Notes to the financial statements (continued)

For the financial year 1 April 2020 to 31 March 2021

2) Summary of significant accounting policies (continued)

Discontinued operations

The Group classifies non-current assets and disposal groups as held for sale if their carrying amounts will be recovered principally through a sale transaction rather than through continuing use. Non-current assets and disposal groups classified as held for sale are measured at the lower of their carrying amount and fair value less costs to sell. Costs to sell are the incremental costs directly attributable to the disposal of an asset (disposal group), excluding finance costs and income tax expense.

The criteria for held for sale classification is regarded as met only when the sale is highly probable and the asset or disposal group is available for immediate sale in its present condition. Actions required to complete the sale should indicate that it is unlikely that significant changes to the sale will be made or that the decision to sell will be withdrawn. Management must be committed to the plan to sell the asset and the sale expected to be completed within one year from the date of the classification.

Assets and liabilities classified as held for sale are presented separately as current items in the statement of financial position.

A disposal group qualifies as discontinued operation if it is a component of an entity that either has been disposed of, or is classified as held for sale, and:

- Represents a separate major line of business or geographical area of operations;
- Is part of a single co-ordinated plan to dispose of a separate major line of business or geographical area of operations or;
- Is a subsidiary acquired exclusively with a view to resale.

Discontinued operations are excluded from the results of continuing operations and are presented as a single amount as profit or loss after tax from discontinued operations in the statement of profit or loss.

Additional disclosures are provided in note 27. All other notes to the financial statements include amounts for continuing operations, unless indicated otherwise.

3) Judgements and key sources of estimation uncertainty

The preparation of financial statements requires management to make judgements, estimates and assumptions that affect the amounts reported for assets and liabilities as at the balance sheet date and the amounts reported for revenues and expenses during the year. However, the nature of estimation means that actual outcomes could differ from those estimates.

Critical judgements in applying the Company's accounting policies

The following are the critical judgements, apart from those involving estimations (which are presented separately below), that the directors have made in the process of applying the Company's accounting policies and that have the most significant effect on the amounts recognised in financial statements.

i. Revenue recognition

As discussed in note 2, the majority of our revenue is recognised based on objective criteria and does not require significant estimates that may change over time. However, the rest of the arrangements are subject to specific accounting guidance that may require significant judgements, including contracts subject to input method of accounting, contracts that include multiple-element deliverables, and contracts subject to software accounting guidance. These judgements are made on a contract by contract basis and a different assessment would result in a change to the amount of revenue recognised. In making their judgement, the directors considered the detailed criteria for the recognition of revenue as set out in IFRS 15.

Multiple-element arrangements

Certain contracts provide a range of services or elements to our customers, which may include a combination of services, products or both. As a result, significant judgement may be required to determine the appropriate accounting, including whether the elements specified in a multiple-element arrangement should be treated as separate performance obligation for revenue recognition purposes, and, when considered appropriate, how the total estimated revenue should be allocated among the elements and the timing of revenue recognition for each element. Allocation of total contract consideration to each element requires estimating the fair value or selling price of each element on a reasonable basis. Once the total estimated revenue has been allocated to the various contract elements, revenue for each element is recognised based on the relevant revenue recognition method for the services performed or elements delivered if the revenue recognition criteria have been met. Estimates of total revenue at contract inception often differ materially from actual revenue due to volume differences, changes in technology or other factors which may not be foreseen at inception.

These estimates and judgements are made on a contract by contract basis and a different assessment would result in a change to the amount of revenue recognised.

Notes to the financial statements (continued)
For the financial year 1 April 2020 to 31 March 2021

3) Judgements and key sources of estimation uncertainty (continued)

ii. Retirement benefit obligations

The Company has an obligation to pay pension benefits to certain employees. The cost of these benefits and the present value of the obligation depend on a number of factors, including; life expectancy, salary increases, asset valuations and the discount rate used to calculate the present value of the liabilities. The Company uses impartial actuarial advice to form these estimates and judgements.

Details of the Company's defined benefit pension schemes are set out in note 22, including tables showing the sensitivity of the pension scheme obligations and assets to different actuarial assumptions. The effects of changes in the actuarial assumptions underlying the benefit obligation and discount rates and the differences between expected and actual returns on the schemes' assets are classified as actuarial gains and losses.

Key sources of estimation uncertainty

Areas for which there are major sources of estimation uncertainty at the reporting period end that have a significant risk of causing a material adjustment to be made to the carrying value amounts of assets and liabilities are discussed below.

There is a major source of estimation of uncertainty in the application of the input method and software sales. These are summarised below:

Performance obligation satisfied over time (input method)

Revenue from fixed-price design and build contracts is recognised where the outcome of a contract can be reliably estimated, and revenue and costs are recognised under input method wherein revenue is recognised over time based on progress measured to satisfaction of performance obligation. This is consistent with provisions of IFRS 15 where performance obligation is satisfied over time. Under this method, revenue is either recognised based on the costs incurred to date as a percentage of the total estimated costs to fulfil the contract or on an output method upon customers' acceptance of the project's stage of delivery. If circumstances arise that may change the original estimates of revenues, costs, or extent of progress toward completion, then revisions to the estimates are made. These revisions may result in increases or decreases in estimated revenues or costs, and such revisions are reflected in the Statement of profit and loss in the year in which the circumstances that give rise to the revision become known by management.

Revenue recognition

Estimates of total revenue at contract inception may differ materially from actual revenue due to volume differences, changes in technology or other factors which may not be foreseen at inception. These estimates are made on a contract by contract basis and a different assessment would result in a change to the amount of revenue recognised.

Software sales

If significant customisation is required in the delivery of a proprietary software product, and the fair value can be reasonably determined to support accounting for the software as a separate unit of account, the software is determined to be delivered as the customisation services are performed and revenue is recognised in accordance with the input method described above. In such cases, cost and profit estimates are required over the life of the project, and changes in such estimates can have a material effect on results.

Taxation

The Company is subject to tax in a number of jurisdictions and estimation is required in determining the provision for income taxes. The Company provides for future liabilities in respect of uncertain tax positions where additional tax may become payable in future periods and such provisions are based on management's assessment of exposures.

Deferred tax liabilities are generally provided for in full and deferred tax assets are recognised to the extent that it is judged probable that future taxable profit will arise against which the temporary differences will be utilised. The value of deferred tax asset as on the balance sheet date is £nil (2020: £157,630,000).

4) Financial instruments

The Company has no financial assets measured at fair value through profit and loss.

CSC Computer Sciences Limited

Notes to the financial statements (continued)

For the financial year 1 April 2020 to 31 March 2021

5) Revenue

An analysis of revenue by geographical market is given below:

	Financial year 1 April 2020 to 31 March 2021 £'000	Restated Financial year 1 April 2019 to 31 March 2020 £'000
United Kingdom	492,645	582,475
United States of America	14,365	6,946
Other Europe	38,342	42,503
Other Rest of World	6,995	3,484
	<u>552,347</u>	<u>635,408</u>

An analysis of revenue by business segment is given below:

	Financial year 1 April 2020 to 31 March 2021 £'000	Restated Financial year 1 April 2019 to 31 March 2020 £'000
Sale of services	478,416	598,307
Hardware sales	73,931	37,101
	<u>552,347</u>	<u>635,408</u>

Remaining performance obligations

Remaining performance obligations represent the aggregate amount of the transaction prices in contracts allocated to performance obligations not delivered, or partially undelivered, as of the end of the reporting period. Remaining performance obligation estimates are subject to change and are affected by several factors, including terminations, changes in scope of contracts, periodic revaluations, adjustments for revenue that has not materialised and adjustments for currency.

Contract Balances

The following table provides information about the balances of the Company's trade receivables and contract assets and contract liabilities:

	As at 31 March 2021 £'000	As at 31 March 2020 £'000
Trade receivables, net	80,729	89,999
Contract assets	5,006	13,647
Contract liabilities – short-term	69,107	82,128
Contract liabilities – long-term	29,484	39,279

Contract assets are determined based on the following drivers – milestone billing and invoicing delay which affects the performance of the contract.

Contract liabilities of prior year are recognised as revenue in current year.

Revenue recognised in relation to contract liabilities

The following table shows how much of the revenue recognised in the current reporting period relates to carried forward contract liabilities:

	Financial year 1 April 2020 to 31 March 2021 £'000	Financial year 1 April 2019 to 31 March 2020 £'000
Revenue recognised that was included in the contract liabilities balance at the beginning of the period	82,128	105,100

Revenue recognised in relation to prior periods

No revenue has been recognised in the current financial year relating to prior periods.

CSC Computer Sciences Limited

Notes to the financial statements (continued) For the financial year 1 April 2020 to 31 March 2021

6) Operating loss

	Financial year 1 April 2020 to 31 March 2021 £'000	Financial year 1 April 2019 to 31 March 2020 £'000
Operating loss is stated after (crediting)/charging:		
Loss on disposal of tangible assets	764	329
Research and development costs	2,097	5,682
Impairment of investments in subsidiaries	16,986	8,735
Impairment charge/(written back) of trade receivables	(16,347)	(6,944)
Foreign exchange loss/(gain)	2,564	(3,787)
Depreciation:		
Owned assets (note 12)	21,290	16,496
Right-of-use assets (note 13)	9,177	9,965
Amortisation of intangible assets (note 11)	2,109	2,895
Auditor's remuneration:		
Audit fee:		
Company	1,140	1,140
Audit fees borne for other group companies	191	399
Non-audit fee:		
Other liquidation / restructuring / reorganisation project services	249	632
Other taxation advisory services	524	215
Government grants received	(204)	(552)
Lease payments:		
Minimum lease payments	4,320	4,404
Short term lease payments	-	171
Income from subletting right of use assets	(2,058)	(1,904)

Auditor's remuneration in respect of other services relates solely to duties performed in the UK.

7) Restructuring expense

	Financial year 1 April 2020 to 31 March 2021 £'000	Financial year 1 April 2019 to 31 March 2020 £'000
Restructuring costs - severance / pension augmentation	(9,448)	(14,876)

During the year, the Company continued its restructuring programme resulting in cost of £9,448,000 (2020: £14,876,000). The restructuring programme was undertaken during the year to right size the workforce and is not considered by the director to be a fundamental reorganisation of the business.

8) Employees and directors

Employees

Employee costs during the financial year (including directors):

	Financial year 1 April 2020 to 31 March 2021 £'000	Financial year 1 April 2019 to 31 March 2020 £'000
Staff costs during the year		
Wages and salaries	128,462	138,392
Social security costs	15,883	17,231
Other pension costs (Note 22)*	29,908	20,967
Total staff costs	174,253	176,590

*Other pension costs include the Company's costs relating to defined benefit schemes and defined contributions schemes.

CSC Computer Sciences Limited

Notes to the financial statements (continued)

For the financial year 1 April 2020 to 31 March 2021

8) Employees and directors (continued)

The average monthly number of persons (including executive directors) employed by the Company during the financial year was:

	No.	No.
Average number of persons employed (including directors)		
Managerial and professional	309	588
Sales and operations staff	2,065	2,099
	<u>2,374</u>	<u>2,687</u>

Directors

The directors' emoluments were as follows:

	Financial year 1 April 2020 to 31 March 2021 £'000	Financial year 1 April 2019 to 31 March 2020 £'000
Emoluments	897	37
Gains made on the exercise of share options	118	-
Company contributions to defined benefit schemes	-	-
	<u>1,015</u>	<u>37</u>

The number of directors who:

	No.	No.
Are members of a money purchase scheme	-	-
Exercised share options	1	-

Highest paid director

The highest paid director's emoluments were as follows:

	Financial year 1 April 2020 to 31 March 2021 £'000	Financial year 1 April 2019 to 31 March 2020 £'000
Emoluments	552	-
Gains made on the exercise of share options	118	-
Company contributions to defined contribution schemes	-	-
	<u>670</u>	<u>-</u>

Remuneration borne by other entities

The amounts paid to one of the director amounts to £222,326 which is borne by DXC UK International Limited.

CSC Computer Sciences Limited

Notes to the financial statements (continued) For the financial year 1 April 2020 to 31 March 2021

9) Finance income and expense

Finance income

	Financial year 1 April 2020 to 31 March 2021 £'000	Financial year 1 April 2019 to 31 March 2020 £'000
Interest receivable on loans to fellow group undertakings	1,223	1,012
Bank interest income	5,913	9,317
Other finance income	660	42
Expected return on pension scheme assets (Note 22)	44,836	42,551
	<u>52,632</u>	<u>52,922</u>

Finance expense

	Financial year 1 April 2020 to 31 March 2021 £'000	Financial year 1 April 2019 to 31 March 2020 £'000
Interest payable on loans from fellow group undertakings	10,065	9,431
Bank loans and overdrafts	2,530	7,513
Interest on lease liabilities	2,523	2,460
Interest charged on pension scheme liabilities (Note 22)	38,903	39,861
	<u>54,021</u>	<u>59,265</u>

10) Taxation

Current taxation

	Financial year 1 April 2020 to 31 March 2021 £'000	Financial year 1 April 2019 to 31 March 2020 £'000
<i>Current tax</i>		
UK corporation tax on loss for the year 19% (2020: 19%)	-	-
Adjustment in respect of prior periods	95	32
Overseas tax	237	709
Research & development	48	130
	<u>380</u>	<u>871</u>

Deferred tax

Adjustment in respect of prior periods	(5,665)	(3,996)
Origination and reversal of timing differences	161,865	2,790
Impact of change in tax rate	-	(18,706)
	<u>156,200</u>	<u>(19,912)</u>
Total deferred tax benefit		
	<u>156,580</u>	<u>(19,041)</u>

Tax credit

CSC Computer Sciences Limited

Notes to the financial statements (continued)

For the financial year 1 April 2020 to 31 March 2021

10) Taxation (continued)

Tax expense included in other comprehensive income:

	Financial year 1 April 2020 to 31 March 2021 £'000	Financial year 1 April 2019 to 31 March 2020 £'000
Deferred tax		
- origination and reversal of timing differences	1,429	19,892
- impact of change in tax rate	-	-
Total tax expense included in other comprehensive income	1,429	19,892

The tax rate for the current period remains unchanged from the prior period of 19%.

The Finance Act 2020 included legislation to maintain the main rate of corporation tax at 19% rather than reducing it to 17% from 1st April 2020. The change to the main rate was substantively enacted at the balance sheet date.

The UK budget on 3rd March 2021 included an increase to the UK's main corporation tax rate to 25%, which is due to be effective from 1st April 2023. These changes were not substantively enacted until 21st June 2021 after the balance sheet date. The impact on the rate change effective from April 2023 will increase these assets to £199,094,000.

The differences are explained below:

	Financial year 1 April 2020 to 31 March 2021 £'000	Financial year 1 April 2019 to 31 March 2020 £'000
Profit/(loss) before tax	96,015	(636)
Profit/(loss) before tax multiplied by the standard rate of tax in the UK of 19% (2020: 19%)	18,243	(121)
Effects of:		
- Research and development provision	48	130
- Impairment of investment	2,475	-
- Adjustments to tax charge in respect of prior periods	(5,669)	(3,963)
- Expenses not deductible for tax purposes	(23,824)	553
- Remeasurement of deferred tax – change in UK tax rate	-	(18,706)
- Group relief surrendered	476	2,487
- Withholding taxes	237	709
- Movement in unrecognised deferred tax asset	136,910	-
- Other	27,585	(130)
Tax credit for the year	156,580	(19,041)

CSC Computer Sciences Limited

Notes to the financial statements (continued) For the financial year 1 April 2020 to 31 March 2021

10) Taxation (continued)

Deferred taxation

The deferred tax asset / provision consists of the following deferred tax assets:

	At 31 March 2021 £'000	At 31 March 2020 £'000
Deferred tax assets due within 12 months	-	7,876
Deferred tax liabilities due within 12 months	-	-
Total asset due within 12 months	-	7,876
Deferred tax assets due after 12 months	-	149,754
Deferred tax liabilities due after 12 months	-	-
Total asset due after 12 months	-	149,754
Total deferred tax asset	-	157,630

The deferred tax asset of £nil (2020: £157,630,000) has been recognised within non-current assets.

Movement in the financial year

	Accelerated capital allowances	Pension deficit	Short-term timing differences	Trading losses	Total
	£'000	£'000	£'000	£'000	£'000
1 April 2019	83,968	(18,217)	4,866	86,993	157,610
Credited / (charged) to the statement of profit and loss	14,676	(5,325)	234	10,327	19,912
Credited to other comprehensive income	-	(19,892)	-	-	(19,892)
31 March 2020	98,644	(43,434)	5,100	97,320	157,630
Credited / (charged) to the statement of profit and loss	(98,644)	(729)	(5,100)	(51,728)	(156,201)
Charged to other comprehensive income	-	(1,429)	-	-	(1,429)
31 March 2021	-	(45,592)	-	45,592	-

CSC Computer Sciences Limited

Notes to the financial statements (continued)

For the financial year 1 April 2020 to 31 March 2021

11) Intangible assets

	Goodwill £'000	Intellectual property £'000	Patents and licenses £'000	Internally developed software £'000	Purchased software £'000	Total £'000
Cost						
At 1 April 2020	13,214	14,521	1,425	70,797	95,154	195,111
Additions	-	-	-	4,522	2,435	6,957
Disposals	-	-	-	(69,028)	(1,972)	(71,000)
Transfer out	-	-	-	-	(1,159)	(1,159)
At 31 March 2021	13,214	14,521	1,425	6,291	94,458	129,909
Accumulated amortisation						
At 1 April 2020	13,214	14,521	1,425	18,895	91,167	139,222
Charge for the year	-	-	-	229	1,880	2,109
Disposals	-	-	-	(12,833)	(1,636)	(14,469)
Transfer out	-	-	-	-	(6)	(6)
At 31 March 2021	13,214	14,521	1,425	6,291	91,405	126,856
Net book value						
At 31 March 2021	-	-	-	-	3,053	3,053
At 31 March 2020	-	-	-	51,902	3,987	55,889

CSC Computer Sciences Limited

Notes to the financial statements (continued) For the financial year 1 April 2020 to 31 March 2021

12) Tangible assets

	Freehold land and buildings £'000	Furniture and fittings £'000	Leasehold improvements £'000	Computer and related equipment £'000	Total £'000
Cost					
At 1 April 2020	127,928	5,028	52,973	175,961	361,890
Additions	1,664	168	920	17,263	20,015
Disposals	(565)	(255)	-	(9,583)	(10,403)
Transfer from ROU	5,006	1,514	-	25,238	31,758
Transfer to held for sale	(18,189)	(236)	-	(1,303)	(19,728)
Transfer out	-	-	-	(10,269)	(10,269)
At 31 March 2021	115,844	6,219	53,893	197,307	373,263
Accumulated depreciation					
At 1 April 2020	50,436	4,190	48,313	134,364	237,303
Charge for the year	4,147	-	669	16,474	21,290
Disposals	-	(149)	-	(7,356)	(7,505)
Transfer from ROU	1,048	909	-	22,645	24,602
Transfer to held for sale	(10,046)	(233)	-	(962)	(11,241)
Transfer out	-	-	-	(3,165)	(3,165)
At 31 March 2021	45,585	4,717	48,982	162,000	261,284
Net book value					
At 31 March 2021	70,259	1,502	4,911	35,307	111,979
At 31 March 2020	77,492	838	4,660	41,597	124,587

13) Right-of-use assets

	Land and buildings £'000	Automobiles £'000	Computers £'000	Office equipment £'000	Total £'000
Cost					
At 1 April 2020	22,434	51	44,887	1,337	68,709
Additions / Lease modifications	1,052	-	10,863	177	12,092
Disposals	-	(33)	(951)	-	(984)
Transfer to PPE	(5,006)	-	(25,238)	(1,514)	(31,758)
At 31 March 2021	18,480	18	29,561	-	48,059
Accumulated depreciation					
At 1 April 2020	3,861	27	36,952	536	41,376
Charge for the year	3,888	12	4,904	373	9,177
Disposals depreciation	-	(23)	(269)	-	(292)
Transfer to PPE	(1,048)	-	(22,645)	(909)	(24,602)
At 31 March 2021	6,701	16	18,942	-	25,659
Net book value					
At 31 March 2021	11,779	2	10,619	-	22,400
At 31 March 2020	18,573	24	7,934	801	27,332

CSC Computer Sciences Limited

Notes to the financial statements (continued) For the financial year 1 April 2020 to 31 March 2021

14) Investments

	Investments in subsidiaries £'000
Cost	
At 1 April 2020	246,856
Additions during the financial year	215,815
Disposals during the financial year	(278,266)
At 31 March 2021	184,405
Provision for impairment in value	
At 1 April 2020	178,882
Increase in provision	16,986
Release of provision due to disposal of investments	(108,517)
At 31 March 2021	87,351
Net book value	
At 31 March 2021	97,054
At 31 March 2020	67,974

Investment addition during the financial year relates to CSC Deutschland Consulting GMBH, DH OpCo UK Ltd and Fixnetix Limited.

Disposal of assets relates to entities which got dissolved and merged during the year and the corresponding provision relating to those disposals were also released from provision for impairment.

Investments are all stated at cost less allowance for impairment. The registered addresses of the subsidiaries and others are listed in Annexure – I on pages 60.

15) Inventory

	At 31 March 2021 £'000	At 31 March 2020 £'000
Finished goods	78,119	29,105
Deferred contract costs	42,501	44,798
	120,620	73,903

Certain costs incurred upon the initiation of an outsourcing contract are deferred as contract work in progress and expensed on a straight-line basis over the life of the contract. These costs consist of contract acquisition and transition costs, including the costs of due diligence after competitive selection and costs associated with installation of processes and systems.

In addition, other project costs related to a major outsource contract have been deferred as contract work in progress in line with future milestone revenue recognition. These costs are expected to be expensed over the future life of the contract which is greater than one year.

CSC Computer Sciences Limited

Notes to the financial statements (continued) For the financial year 1 April 2020 to 31 March 2021

16) Trade and other receivables: disclosed as current assets

	At 31 March 2021 £'000	At 31 March 2020 £'000
Trade receivables	80,729	89,999
Contract assets	5,006	13,647
Amounts recoverable on contracts	10,675	21,816
Amounts owed by parent undertakings	1,116	1,017
Amounts owed by fellow group undertakings	396,854	222,158
Corporation tax recoverable	15,912	26,082
Other debtors	14,770	25,692
Prepayments	73,536	75,662
	<u>598,598</u>	<u>476,073</u>

The amounts owed by fellow group undertakings are not interest bearing and repayable on demand.

Trade receivables, contract assets and amounts recoverable on contracts are stated after provision for impairment of £213,000 (2020: £855,000).

17) Trade and other receivables: disclosed as non-current assets

	At 31 March 2021 £'000	At 31 March 2020 £'000
Amounts owed by fellow group undertakings	<u>40,000</u>	<u>40,000</u>

The amounts owed by fellow group undertakings for £40,000,000 (2020: £40,000,000) is provided to Xchanging Global Insurance Solutions Limited at an interest rate equal to 12 months GBP LIBOR plus 1.5% per annum and the loan is repayable on 30 March 2027.

18) Trade and other payables: disclosed as current liabilities

	At 31 March 2021 £'000	At 31 March 2020 £'000
Bank loans and overdrafts	40,394	243,361
Trade payables	52,668	62,659
Amounts owed to fellow group undertakings	68,545	106,962
Other taxes and social security	27,752	12,138
Other creditors	11,798	1,407
Accrued expenses	49,212	66,183
Contract liabilities	69,107	82,128
	<u>319,476</u>	<u>574,838</u>

The amounts owed to fellow group undertakings are not interest bearing and repayable on demand.

CSC Computer Sciences Limited

Notes to the financial statements (continued)

For the financial year 1 April 2020 to 31 March 2021

19) Trade and other payables: disclosed as non-current liabilities

	At 31 March 2021 £'000	At 31 March 2020 £'000
Bank loans and overdrafts	63,009	63,009
Amounts owed to fellow group undertakings	357,808	357,453
Contract liabilities	29,484	39,279
Other creditors	23,109	4,867
	473,410	464,608

The amounts owed to fellow group undertakings includes £247,570,000 (2020: £247,570,000) provided by DXC Technology Company. The principal amount due at maturity will be £250,000,000 (2020: £250,000,000). The loan maturity date is 15 January 2025 with an effective interest rate of 2.97%.

£4,256,000 (2020: £4,256,000) relates to a loan provided by DXC UK Holdings Ltd and carries an interest of 2.91% per annum and the loan is repayable on 31 March 2023.

A loan of £104,900,000 (2020: £104,900,000) provided by DXC UK Holdings Limited repayable on 31 March 2023 carrying an interest rate of 12 months GBP Libor +1.5%.

The Company has a loan arrangement with Commerzbank. The loan is payable over a term of 15 years and is measured at amortised cost using the effective interest method.

20) Provisions

	Restructuring £'000	Other provisions £'000	Total £'000
At 1 April 2019	9,975	306	10,281
Amounts utilised	(17,005)	(306)	(17,311)
Unused amounts reversed to statement of profit and loss during the financial year	(30,624)	-	(30,624)
Transfers to pension augmentation	(10,487)	-	(10,487)
Additions to the statement of profit and loss during the financial year	50,652	7,621	58,273
At 31 March 2020	2,511	7,621	10,132
Amounts utilised	(8,828)	(7,621)	(16,449)
Unused amounts reversed to statement of profit and loss during the financial year	(5,185)	-	(5,185)
Transfers to pension augmentation	-	-	-
Additions to the statement of comprehensive income	13,889	-	13,889
At 31 March 2021	2,387	-	2,387

The restructuring provision relates to a programme to right size the workforce and is not considered to be a fundamental reorganisation of the business. The restructuring programme is still ongoing due to the fact that the severance process for certain employees is still in place; while there is a probable cash outflow in this regard in the future, there is no reliable estimate on the tenure.

The charge in the statement of profit and loss for the current year under exceptional items for restructuring is £9,448,000 (2020: £14,876,000) which includes both severance cost of £4,883,000 (2020: £16,855,000) and pension cost of £4,565,000 (2020: pension credit £1,979,000) restructuring costs.

Other provisions relate to the contract loss provision. This represents management's best estimate of the Company's liability to settle service credits currently in negotiation on several long-term contracts.

CSC Computer Sciences Limited

Notes to the financial statements (continued)

For the financial year 1 April 2020 to 31 March 2021

21) Share-based payment

The Company has a share-option scheme for purchasing shares in DXC Technology Company (DXC), the ultimate parent undertaking. DXC operates two stock incentive plans which authorise the issue of share options, restricted stock and other share-based incentives to employees upon terms approved by the Compensation Committee of the Board of directors.

The options vest one-third annually on each of the first three anniversaries of the grant date. If the options remain unexercised after a period of ten years from the date of grant, the options expire. Options are forfeited if the employee leaves the Company before the options vest.

The Company recognises a share-based payment expense based on the fair value of the awards granted, and an equivalent credit directly in equity as a capital contribution.

There are 27,964 outstanding options at 31 March 2021 with the exercise price ranging from \$17.33 and £53.41 and the weighted average contractual life is 728 days (2020: 28,205 options with an exercise price ranging from \$17.33 and £53.41 and the weighted average contractual life of 574 days). No options were granted during the year ended 31 March 2021 (2020: 0), at a weighted average price of \$nil (2020: \$nil) per share. No options were exercised in the financial year ended 31 March 2021 (2020: resulting in 4,685 shares) being issued at a weighted average price of \$nil (2020: \$48.11) each. No grants were modified in the financial year ended 31 March 2021 at a weighted average price of \$nil (2020: 0 grants at a weighted average price of \$nil) each.

Restricted Stock Units (RSUs) consist of equity awards with the right to receive one share of common stock granted at a price of \$0 (2020: \$0). RSUs generally vest over a period of three to five years. Upon settlement date, RSUs are settled in shares of DXC common stock and dividend equivalents. If the employee's status as a full-time employee is terminated prior to the vesting of the RSU grant in full, then the RSU is automatically cancelled on the employment termination date and any unvested shares and dividend equivalents are forfeited.

The weighted average share prices for RSUs outstanding at 31 March 2021 was \$27.41 (2020: \$55.37). During the financial period, the number of RSUs granted was 385,456 (2020: 105,332) and the number of RSUs modified was nil (2020: 4,730). The number of RSUs outstanding as at 31 March 2021 was 361,541 (2020: 156,526). The aggregated estimated fair value of these outstanding RSUs was \$9,909,222 (2020: \$8,666,690).

22) Retirement benefit obligations

The Company provides retirement benefits to certain employees through three pension schemes (CSC Main scheme, 2005 scheme and iSOFT scheme) providing benefits based on final pensionable pay. During the FY21, the CSC Main scheme and the iSOFT plan were merged into the 2005 Scheme on an unsectionalised basis. This was completed on 12 October 2020.

The pension charge in the statement of profit and loss in respect of both this defined benefit section and the defined contribution section of the scheme includes £117,500 (2020: £nil) relating to directors and net expense of £38,638,000 (2020: £20,967,000) relating to other employees. In the current financial year, there were termination benefits of £7,884,000 (2020: £4,049,000) due to the restructuring plans implemented in the year. There is a pension liability within accruals of £297,987 (2020: £1,623,947) relating to pension contributions not paid over by the financial year end.

The CSC 2005 scheme (which has been re-named the DXC Pension Plan from 1 September 2021) includes a small population of active members (from the original CSC 2005 scheme), but the prime funding responsibility, in line with the funding agreement reached with the trustees, is in respect of the deferred members and pensioners who are no longer accruing benefits under the post-merger consolidated CSC section. Legislation requires that pension schemes are funded prudently. The employer continues to pay the ongoing and deficit contributions in accordance with its obligations as agreed through the triennial valuation of the plan.

Defined benefit schemes

The Company participates in defined benefit schemes for qualifying employees as mentioned below, the schemes are subject to regulation under the funding regime set out in part III of the Pensions Act 2004.

- CSC Computer Sciences Ltd Pension Scheme

The pension cost is assessed in accordance with the advice of a professionally qualified actuary. This scheme merged with 2005 scheme during the financial year.

- CSC Computer Sciences Ltd 2005 Pension Scheme

The scheme commenced in January 2005. The latest actuarial valuation was carried out at 30 June 2018 and updated to 31 March 2021 by a qualified independent actuary.

At the date of the latest actuarial valuation the market value of the assets of the scheme were £2,027.3 million (2020: £124.9 million) and the actuarial value of the assets was sufficient to cover 113.4% (2020: 121.5%) of the benefits that had accrued to members after allowing for expected future increases in earnings.

CSC Computer Sciences Limited

Notes to the financial statements (continued)

For the financial year 1 April 2020 to 31 March 2021

22) Retirement benefit obligations (continued)

Defined benefit schemes (continued)

The Company paid contributions of at least 30.1% of pensionable salaries for the period to 30 November 2019 and pays 41% as of 1 December 2019 in respect of current accrual for 2005 scheme members, with active members paying a further 2% (on average) of pensionable salaries. No deficit recovery payments are currently paid.

The weighted average duration for this scheme is 16 years. The proportion of pensioners liability to those members who are yet to reach retirement is 54%.

- **CSC Computer Sciences Ltd SMS Pension Scheme**

The scheme was acquired on 29 March 2013 from iSOFT Medical Systems Limited as part of the trade and asset transfer under the legal entity rationalisation programme. This scheme got merged with 2005 scheme during the financial year.

Balance held in the balance sheet as at 31 March 2021

	Pension Asset £'000	Pension Liability £'000
CSC Computer Sciences Ltd Pension Scheme	-	-
CSC Computer Sciences Ltd 2005 Pension Scheme	239,960	-
CSC Computer Sciences Ltd SMS Pension Scheme	-	-
	<u>239,960</u>	<u>-</u>

As at 31 March 2021 a potential deferred tax liability of £45,632,000 (2020: £43,434,000) arises in relation to the net defined benefit pension scheme net surplus of £239,960,000 (2020: £228,598,000). This deferred tax liability has been included within the net deferred tax assets recognised in note 9 to the financial statements.

CSC Computer Sciences Ltd Pension Scheme:

An actuarial valuation of the CSC Computer Sciences Limited pension scheme was updated to 31 March 2021. The principal assumptions underlying the actuarial assessments of the present value of plan liabilities as at 31 March 2021 are shown below:

	At 31 March 2021 %	At 31 March 2020 %
Expected rate of increase in salaries	-	N/A
Expected rate of pension increases	-	0
Discount rate	-	2.43
Inflation assumptions	-	1.84

No deficit funding has been made during the financial year.

Mortality Assumptions for the plan are as follows:

Investigations have been carried out within the past three years into the mortality experience of the Company's defined benefit schemes. These concluded that the current mortality assumptions include sufficient allowance for future changes in mortality rates. The assumed life expectations on retirement at age 65 are:

	31 March 2021 Years	31 March 2020 Years
Member age 65:		
Males	-	22.6
Females	-	24.5
Member age 45:		
Males	-	23.9
Females	-	26.0

CSC Computer Sciences Limited

Notes to the financial statements (continued) For the financial year 1 April 2020 to 31 March 2021

22) Retirement benefit obligations (continued)

Defined benefit schemes (continued)

CSC Computer Sciences Ltd Pension Scheme (continued)

The assets and liabilities of the pension scheme, along with the expected rates of return on scheme assets are shown below:

	Expected rate of return at 31 March 2021 %	Value at 31 March 2021 £'000	Expected rate of return at 31 March 2020 %	Value at 31 March 2020 £'000
Equities	-	-	6.04	838,457
Bonds	-	-	1.25	540,469
Liability driven instrument	-	-	-	303,696
Cash and other assets	-	-	-	8,878
Total market value of assets		-		1,691,500
Actuarial value of liabilities		-		(1,489,607)
Surplus in the scheme		-		201,893

Movements in the actuarial value of scheme assets are:

	31 March 2021 £'000	31 March 2020 £'000
Opening value	1,691,500	1,691,314
Expected return on scheme assets	30,509	38,596
Actuarial gains	52,343	12,064
Contributions from sponsoring companies	-	9,281
Contributions from scheme members	(261)	(348)
Benefits paid	(45,205)	(59,407)
Business combinations/divestitures/ transfers	(1,728,886)	-
	-	1,691,500

Movements in the actuarial value of scheme liabilities are:

	31 March 2021 £'000	31 March 2020 £'000
Opening liability	(1,489,607)	(1,585,373)
Current service cost	(262)	(974)
Interest cost	(26,708)	(36,167)
Actuarial gains	-	77,201
Benefits paid	45,205	59,407
Administration expenses	261	348
Termination benefits	(259)	(4,049)
Amendments	(119)	-
Business combinations/divestitures/ transfers	1,471,489	-
	-	(1,489,607)

CSC Computer Sciences Limited

Notes to the financial statements (continued)

For the financial year 1 April 2020 to 31 March 2021

22) Retirement benefit obligations (continued)

Defined benefit schemes (continued)

CSC Computer Sciences Ltd Pension Scheme (continued)

Amounts included within operating loss are:

	Year ended 31 March 2021 £'000	Year ended 31 March 2020 £'000
Current service cost	(262)	(974)
Past service cost	(119)	-
Termination benefit	(259)	(4,049)
Total amounts included within operating loss	(640)	(5,023)

Amounts credited / (charged) to other finance income are:

	Year ended 31 March 2021 £'000	Year ended 31 March 2020 £'000
Expected return on pension scheme assets	30,509	38,596
Interest charged on pension scheme liabilities	(26,708)	(36,167)
Net return	3,801	2,429

The amounts recognised in the statement of comprehensive income are:

	Year ended 31 March 2021 £'000	Year ended 31 March 2020 £'000
Actuarial gain on plan assets	52,343	12,064
Changes in assumptions underlying the present value of the scheme liabilities	-	77,201
Total actuarial gain / (loss) recognised in the statement of comprehensive income	52,343	89,265

The movement in the pension surplus during the year was:

	Year ended 31 March 2021 £'000	Year ended 31 March 2020 £'000
Opening surplus	201,893	105,941
Contributions	-	9,281
Current service cost	(262)	(974)
Other finance income	3,801	2,429
Actuarial gain	52,343	89,265
Past service cost	(119)	-
Termination benefits	(259)	(4,049)
Business combinations/divestitures/transfers	(257,397)	-
Closing surplus	-	201,893

CSC Computer Sciences Limited

Notes to the financial statements (continued)

For the financial year 1 April 2020 to 31 March 2021

22) Retirement benefit obligations (continued)

Defined benefit schemes (continued)

CSC Computer Sciences Ltd Pension Scheme (continued)

History of experience gains and losses:

	Year ended 31 March 2021	Period ended 31 March 2020	Period ended 31 March 2019	Period ended 31 March 2018	Period ended 1 April 2017
Difference between the expected and actual return on scheme assets (£'000)	(52,343)	(12,064)	(54,624)	(38,511)	(265,025)
As a % of the scheme assets	-	-1%	-3%	-2%	-16%
Experience (losses) / gains on scheme liabilities (£'000)	-	(52,998)	10,301	15,278	(6,196)
As a % of the scheme liabilities	-	-4%	1%	1%	0%
Total actuarial loss / (gain) recognised in other comprehensive income (£'000)	(52,343)	89,265	(7,578)	81,781	(14,656)
As a % of the scheme liabilities	-	6%	0%	5%	-1%

CSC Computer Sciences Ltd 2005 Pension Scheme:

An actuarial valuation of the CSC Computer Sciences Ltd 2005 pension scheme was updated to 31 March 2021. The principal assumptions underlying the actuarial assessments of the present value of plan liabilities as at 31 March 2021 are shown below:

	At 31 March 2021 %	At 31 March 2020 %
Expected rate of increase in salaries	2.53	1.78
Expected rate of pension increases	-	-
Discount rate	2.07	2.41
Inflation assumptions	2.53	1.78

The average employer contribution for the year has been £347,000 per month.

Mortality assumptions for the plan are as follows:

Investigations have been carried out within the past three years into the mortality experience of the Company's defined benefit schemes. These concluded that the current mortality assumptions include sufficient allowance for future changes in mortality rates. The assumed life expectations on retirement at age 65 are:

	31 March 2021 Years	31 March 2020 Years
Member age 65:		
Males	22.6	22.6
Females	24.3	24.5
Member age 45:		
Males	23.6	23.9
Females	25.6	26.0

The sensitivities regarding the principal assumptions used to measure the scheme liabilities are set out below:

Assumption	Change in assumption	Impact on scheme liabilities
Discount rate	Increase / decrease by 0.50%	Decrease 7.0% / increase by 8.0%
Rate of inflation (CPI)	Increase / decrease by 0.50%	Increase 6.0% / decrease by 6.0%
Rate of mortality	Increase by 1 year	Increase by 3.13%

CSC Computer Sciences Limited

Notes to the financial statements (continued)

For the financial year 1 April 2020 to 31 March 2021

22) Retirement benefit obligations (continued)

Defined benefit schemes (continued)

CSC Computer Sciences Ltd 2005 Pension Scheme (continued)

The assets and liabilities of the pension scheme, along with the expected rates of return on scheme assets are shown below:

	Expected rate of return at 31 March 2021 %	Value at 31 March 2021 £'000	Expected rate of return at 31 March 2020 %	Value at 31 March 2020 £'000
Equities	6.95	1,150,913	5.75	67,039
Bonds	5.18	706,132	0.60	56,864
Liability driven instrument		156,712		-
Cash and other assets		13,566		1,029
		<hr/>		<hr/>
Total market value of assets		2,027,323		124,932
Actuarial value of liabilities		(1,787,363)		(102,862)
		<hr/>		<hr/>
Surplus in the scheme		239,960		22,070
		<hr/>		<hr/>

Movements in the actuarial value of scheme assets are:

	31 March 2021 £'000	31 March 2020 £'000
Opening value	124,932	116,429
Expected return on scheme assets	13,334	2,780
Actuarial gain	118,879	4,838
Contributions from sponsoring companies	3,553	3,247
Contributions from scheme members	35	76
Administration cost incurred	(208)	(35)
Benefits paid	(18,910)	(2,403)
Business combinations/ divestitures/ transfers	1,785,708	-
	<hr/>	<hr/>
	2,027,323	124,932
	<hr/>	<hr/>

Movements in the actuarial value of scheme liabilities are:

	Year ended 31 March 2021 £'000	Year ended 31 March 2020 £'000
Opening liability	(102,862)	(104,938)
Current service cost	(499)	(2,293)
Interest cost	(11,298)	(2,476)
Contributions from scheme members	(35)	(76)
Actuarial (losses)/gains	(162,828)	4,483
Benefits paid	18,910	2,403
Administration cost	208	35
Amendments	(2)	-
Termination benefits	(7,625)	-
Business combinations/ divestitures/ transfers	(1,521,332)	-
	<hr/>	<hr/>
	(1,787,363)	(102,862)
	<hr/>	<hr/>

CSC Computer Sciences Limited

Notes to the financial statements (continued)

For the financial year 1 April 2020 to 31 March 2021

22) Retirement benefit obligations (continued)

Defined benefit schemes (continued)

CSC Computer Sciences Ltd 2005 Pension Scheme (continued)

Amounts included within operating loss are:

	Year ended 31 March 2021 £'000	Year ended 31 March 2020 £'000
Current service cost	(499)	(2,293)
Total costs included within operating loss	(499)	(2,293)

Amounts credited / (charged) to other finance income are:

	Year ended 31 March 2021 £'000	Year ended 31 March 2020 £'000
Expected return on pension scheme assets	13,334	2,780
Interest charged on pension scheme liabilities	(11,298)	(2,476)
Net return	2,036	304

The amounts recognised in the statement of comprehensive income are:

	Year ended 31 March 2021 £'000	Year ended 31 March 2020 £'000
Actuarial gain/(loss) on plan assets	118,879	(4,838)
Changes in assumptions underlying the present value of the scheme liabilities	(162,828)	(4,483)
Total actuarial loss recognised in the statement of comprehensive income	(43,949)	(9,321)

The movement in the pension surplus during the year was:

	Year ended 31 March 2021 £'000	Year ended 31 March 2020 £'000
Opening surplus	22,070	11,491
Current service cost	(499)	(2,293)
Contributions	3,553	3,247
Business combinations/ divestitures/ transfers	264,376	-
Other finance income	2,036	304
Actuarial (losses)/gain	(43,949)	9,321
Recognition of past service cost	(2)	-
Termination Benefits	(7,625)	-
Closing surplus	239,960	22,070

CSC Computer Sciences Limited

Notes to the financial statements (continued)

For the financial year 1 April 2020 to 31 March 2021

22) Retirement benefit obligations (continued)

Defined benefit schemes (continued)

CSC Computer Sciences Ltd 2005 Pension Scheme (continued)

History of experience gains and losses:

	Year ended 31 March 2021	Period ended 31 March 2020	Period ended 31 March 2019	Period ended 31 March 2018	Period ended 1 April 2017
Difference between the expected and actual return on scheme assets (£'000)	(118,879)	(4,838)	(3,610)	(3,788)	(12,694)
As a % of the scheme assets	-6%	-4%	-3%	-3%	-12%
Experience (losses) / gains on scheme liabilities (£'000)	(34,331)	(1,117)	(639)	747	(717)
As a % of the scheme liabilities	-2%	-1%	-1%	1%	-1%
Total actuarial gain / (loss) recognised in the statement of total comprehensive income (£'000)	43,949	9,321	1,413	8,060	(6,057)
As a % of the scheme liabilities	2%	9%	1%	8%	-6%

CSC Computer Sciences Ltd SMS Pension Scheme:

An actuarial valuation of the CSC Computer Sciences Ltd SMS pension scheme was updated to 31 March 2021. The principal assumptions underlying the actuarial assessments of the present value of plan liabilities as at 31 March 2021 are shown below:

	At 31 March 2021 %	At 31 March 2020 %
Expected rate of increase in salaries	-	N/A
Expected rate of pension increases	-	N/A
Discount rate	-	2.38
Inflation assumptions	-	1.73

No deficit payments have been made during the financial year.

Mortality assumptions:

Investigations have been carried out within the past three years into the mortality experience of the Company's defined benefit schemes. These concluded that the current mortality assumptions include sufficient allowance for future changes in mortality rates. The assumed life expectations on retirement at age 65 are:

	31 March 2021 Years	31 March 2020 Years
Member age 65:		
Males	-	22.6
Females	-	24.5
Member age 45:		
Males	-	23.9
Females	-	26.0

CSC Computer Sciences Limited

Notes to the financial statements (continued) For the financial year 1 April 2020 to 31 March 2021

22) Retirement benefit obligations (continued)

Defined benefit schemes (continued)

CSC Computer Sciences Ltd SMS Pension Scheme (continued)

The assets and liabilities of the pension scheme, along with the expected rates of return on scheme assets are shown below:

	Expected rate of return at 31 March 2021 %	Value at 31 March 2021 £'000	Expected rate of return at 31 March 2020 %	Value at 31 March 2020 £'000
Equities	-	-	5.80	33,041
Bonds	-	-	1.30	17,977
Liability driven instrument	-	-	-	-
Cash and other assets	-	-	-	4,068
Total market value of assets	-	-	-	55,086
Actuarial value of liabilities	-	-	-	(50,451)
Surplus/(Deficit) in the scheme				4,635

Movements in the actuarial value of scheme assets are:

	31 March 2021 £'000	31 March 2020 £'000
Opening value	55,086	51,067
Expected return on scheme assets	993	1,175
Actuarial gain	1,664	3,396
Contributions from sponsoring companies	720	1,575
Administration cost incurred	(85)	(112)
Benefits paid	(1,556)	(2,015)
Business combinations/ divestitures/ transfers	(56,822)	-
	55,086	55,086

Movements in the actuarial value of scheme liabilities are:

	31 March 2021 £'000	31 March 2020 £'000
Opening liability	(50,451)	(52,965)
Interest cost	(897)	(1,218)
Current service cost	(85)	(115)
Actuarial gain	-	1,720
Benefits paid	1,556	2,015
Administration expenses	85	112
Amendments	(51)	-
Business combinations/ divestitures/ transfers	49,843	-
	(50,451)	(50,451)

CSC Computer Sciences Limited

Notes to the financial statements (continued) For the financial year 1 April 2020 to 31 March 2021

22) Retirement benefit obligations (continued)

Defined benefit schemes (continued)

CSC Computer Sciences Ltd SMS Pension Scheme (continued)

Amounts included within operating loss are:

	Year ended 31 March 2021 £'000	Year ended 31 March 2020 £'000
Current service cost	(85)	(115)
Past service cost	(51)	-
Total costs included within operating loss	(136)	(115)

Amounts credited / (charged) to other finance income are:

	Year ended 31 March 2021 £'000	Year ended 31 March 2020 £'000
Expected return on pension scheme assets	993	1,175
Interest charged on pension scheme liabilities	(897)	(1,218)
Net return	96	(43)

The amounts recognised in the statement of comprehensive income are:

	Year ended 31 March 2021 £'000	Year ended 31 March 2020 £'000
Actuarial loss on plan assets	(1,664)	(3,396)
Changes in assumptions underlying the present value of the scheme liabilities	-	(1,720)
Total actuarial loss recognised in the statement of comprehensive income	(1,664)	(5,116)

The movement in the pension deficit during the year was:

	Year ended 31 March 2021 £'000	Year ended 31 March 2020 £'000
Opening deficit	4,635	(1,898)
Contributions	720	1,575
Current service cost	(85)	(115)
Other finance cost	96	(43)
Actuarial gain	1,664	5,116
Recognition of past service cost	(51)	-
Business combinations/ divestitures/ transfers	(6,979)	-
Closing surplus	-	4,635

CSC Computer Sciences Limited

Notes to the financial statements (continued) For the financial year 1 April 2020 to 31 March 2021

22) Retirement benefit obligations (continued)

Defined benefit schemes (continued)

CSC Computer Sciences Ltd SMS Pension Scheme (continued)

History of experience gains and losses:

	Year ended 31 March 2021 £'000	Year ended 31 March 2020 £'000	Year ended 31 March 2019 £'000	Year ended 31 March 2018 £'000
Difference between the expected and actual return on scheme assets	(1,664)	(3,396)	(1,432)	(2,344)
As a % of the scheme assets	-	-6%	-3%	-5%
Experience (losses) / gains on scheme liabilities (£'000)	-	(1,758)	235	428
As a % of the scheme liabilities	-	-3%	0%	1%

Total actuarial gain recognised in the statement of total recognised gains and losses (£'000)	1,664	5,116	202	3,714
As a % of the scheme liabilities	-	10%	0%	7%

	Note	31 March 2021 £'000	31 March 2020 £'000
Current service cost		846	3,382
Termination benefits		7,884	4,049
Operating cost for defined contribution scheme		21,178	13,536
Total pension costs included within operating profit	8	29,908	20,967
Other finance income associated with defined benefit schemes	9	(44,836)	(42,551)
Other finance charges associated with defined benefit schemes	9	38,903	39,861
Total pension cost		28,076	18,277

CSC Computer Sciences Limited

Notes to the financial statements (continued)

For the financial year 1 April 2020 to 31 March 2021

22) Retirement benefit obligations (continued)

Defined benefit schemes (continued)

Reconciliation of combined pension liability disclosed on the balance sheet at 31 March 2021:

	CSC Computer Sciences Ltd Pension Scheme £'000	CSC Computer Sciences Ltd 2005 Pension Scheme £'000	CSC Computer Sciences Ltd SMS Pension Scheme £'000	Total £'000
Opening asset / (liability) at 1 April 2019	105,941	11,491	(1,898)	115,534
Current service cost	(974)	(2,293)	(115)	(3,382)
Contributions	9,281	3,247	1,575	14,103
Termination benefit	(4,049)	-	-	(4,049)
Other financial income				
- Expected return on pension scheme assets	38,596	2,780	1,175	42,551
- interest charged on pension scheme liabilities	(36,167)	(2,476)	(1,218)	(39,861)
Actuarial loss				
- Actual return less expected return on pension scheme assets	12,064	4,838	3,396	20,298
- Changes in assumptions underlying the present value of the scheme liabilities	77,201	4,483	1,720	83,404
Asset at 31 March 2020	201,893	22,070	4,635	228,598
Current service cost	(262)	(499)	(85)	(846)
Contributions	-	3,553	720	4,273
Termination benefit	(259)	(7,625)	-	(7,884)
Other financial income				
- Expected return on pension scheme assets	30,509	13,334	993	44,836
- interest charged on pension scheme liabilities	(26,708)	(11,298)	(897)	(38,903)
Actuarial loss				
- Actual return less expected return on pension scheme assets	52,343	118,879	1,664	172,886
- Changes in assumptions underlying the present value of the scheme liabilities	-	(162,828)	-	(162,828)
- Business combinations/ divestitures/ transfers	(257,397)	264,376	(6,979)	-
- Recognition of past service cost	(119)	(2)	(51)	(172)
Asset at 31 March 2021	-	239,960	-	239,960

23) Lease liabilities

	At 31 March 2021 £'000	At 31 March 2020 £'000
Current	15,751	14,396
Non-current	68,751	76,761
	84,502	91,157

CSC Computer Sciences Limited

Notes to the financial statements (continued) For the financial year 1 April 2020 to 31 March 2021

23) Lease liabilities (continued)

Maturity analysis – Undiscounted lease payments

	2021 £'000	2020 £'000
1 year	12,903	14,982
2 year	10,452	10,599
3 year	7,866	8,528
4 year	6,162	5,669
5 year	4,543	4,543
>5 years	69,358	73,138
Total lease liability	111,284	117,459

Amount recognised in the statement of profit and loss

	2021 £'000	2020 £'000
Interest on lease liabilities	2,523	2,460
Income from sub-leasing right-of-use assets	2,058	1,904

The Company is using the leased assets for operational purpose.

There are no restrictions or covenants imposed by leases.

24) Share capital

	At 31 March 2021 £'000	At 31 March 2020 £'000
Allotted, issued and fully paid:		
195,600 (2020: 195,600) ordinary shares of par value of £100 each	19,560	19,560

The Company has one class of ordinary shares which carries no right to fixed income.

No shares reserved for issue under options and contracts for the sale of shares.

25) Capital and other commitments

At 31 March 2021, the Company had the following capital commitments:

	At 31 March 2021 £'000	At 31 March 2020 £'000
Contracted for but not provided	4,071	5,078

The capital commitments relate to both computer hardware and software commitments and are due within the next 3 years.

CSC Computer Sciences Limited

Notes to the financial statements (continued)

For the financial year 1 April 2020 to 31 March 2021

26) Controlling parties

The ultimate parent Company and controlling entity is DXC Technology Company, a Company incorporated in the United States of America. This is the parent undertaking of both the smallest and the largest group which includes the Company and for which group financial statements are prepared. Copies of the group financial statements of DXC Technology Company are available from the registered address: 20412 Bashan Drive, Suite 250, Ashburn, VA 20147, USA.

The immediate parent Company of CSC Computer Sciences Limited is DXC UK Holdings Limited (formerly CSC Computer Sciences UK Holdings Limited), a Company incorporated in United Kingdom and registered in England and Wales with its registered office situated at Royal Pavilion, Wellesley Road, Aldershot, Hampshire, GU11 1PZ.

27) Discontinued operations

On July 17, 2020, DXC entered into a purchase agreement to sell its healthcare software business to Dedalus Holding S.p.A. The sale was transacted on March 31, 2021. The results of Healthcare division for the year are presented below.

	At 31 March 2021 £'000	At 31 March 2020 £'000
Revenue from contracts with customers	80,068	90,462
Gain on disposal of healthcare business	123,365	-
Expenses	(55,181)	(53,032)
Profit before tax from discontinued operations	148,252	37,430
Tax benefit	-	-
Profit for the year from discontinued operations	148,252	37,430

The breakup for assets held for sale, presented in the balance sheet is as below

Assets Held for sale	At 31 March 2021 £'000
Tunbridge & Huthwaite	7,532

28) Events after the end of the reporting year

- On May 19, 2021, in order to ensure that the Company has sufficient distributable reserves to cover a proposed distribution contemplated to take place in June 2021 as part of a wider liquidity restructuring project, it is proposed that the amount of £400,000,000 standing to the credit of the share premium account of the Company be cancelled and that the amount so cancelled be credited to distributable reserves.
- On June 2, 2021, the Company made a dividend distribution of £168,510,825 and £1,239,175 to DXC UK Holdings Limited and iSOFT Group (UK) Limited respectively.
- On September 16, 2021, the Company issues share to DXC UK Holdings Limited for a consideration of £211,780,333.77 and to iSoft Group UK Limited for a consideration of £1,561,891.23.
- On February 25, 2022, 100 shares @ £0.01 of TESM were transferred from Fruition Partners UK Limited to the Company.
- On February 03, 2022, Investment in 360 Global Net Limited sold to CBPE Capital Fund X LP.
- In May 2021, the Company sold its investment in Fixnetix Limited.
- The Company purchased shares in Applabs Technologies (UK) PVT Limited for £100,000.
- On September 22, 2021, the Company repaid the loan of £247,570,000 with accumulated interest as of date to DXC Technology Company, the principal amount of the loan was £250,000,000.
- DXC Luxembourg Holding S.a.r.l repaid the loan of £169,750,000 and the same has been lent to DXC UK International Operations Limited.
- On April 27, 2022, the Company completed the sale of Tunbridge Wells data centre.

CSC Computer Sciences Limited

Notes to the financial statements (continued)

For the financial year 1 April 2020 to 31 March 2021

28) Events after the end of the reporting year (continued)

- The impact of the war in Ukraine and related events are considered to be non-adjusting events, they do not affect amounts recognised as of March 31, 2021. The directors consider that the war will not have any material impact in financial year 2022 and beyond since the Company does not have any customers/suppliers in either Ukraine or Russia.

There were no other material or significant events other than above that occurred during the period from 31 March 2021 to the date of approval that would require adjustment to or disclosure in the financial statements.

Annexure – I

Name and Registered office	Country of incorporation	Principal activity	Proportion of ordinary shares held % in 2021	Proportion of ordinary shares held % in 2020
Direct investments				
DXC UK (Middle East) Limited Royal Pavilion, Wellesley Road, Aldershot Hampshire, GU11 1PZ, United Kingdom	United Kingdom	Computer Services	100.0	100.0
Computer Sciences Corporation Services (Pty) Limited P O Box 32, West Tower, Canal Walk, Century City Cape Town, 7446	South Africa	Computer Services	100.0	100.0
DXC Technology Deutschland Consulting GmbH Abraham Lincoln Park – 1, DE – 65189, Wiesbaden	Germany	Computer Services	100.0	94.7
iSOFT Health Verwaltungs-GmbH Burgstr. 9, Bochum 44867, Germany	Germany	Computer Services	100.0	100.0
Royal Pavilion Unit Trust 22 Grenville Street, St Helier, Jersey, JE4 8PX	Jersey	Unit Trust	100.0	100.0
Others				
House Builder XL Limited Future Space - North Gate, Filton Road, Bristol, England, BS34 8RB	United Kingdom	Computer Services	15.0	15.0
Celeritifintech Services Limited New Kings Court Tollgate, Chandler's Ford, Eastleigh, Hampshire, United Kingdom, SO53 3LG	United Kingdom	Computer Services	5.4	5.4
Tribridge Italy S.r.l Via Bernardino Telesio 25 Milano, Milano, 20145, Italy	Italy	Computer Services	100.0	-
DXC Pension Trustee Limited Royal Pavilion, Wellesley Road, Aldershot Hampshire, GU11 1PZ, United Kingdom	United Kingdom		100.0	100.0
Indirect investments				
CSC Computer Sciences (Middle East) FZ LLC 201, 2nd floor, Pfizer Building, Dubai Media city PO Box 500020, Dubai	United Arab Emirates	Computer Services	100.0	100.0
CSC Computer Sciences Middle East Ltd OPC PO Box 24139, Doha, State of Qatar	Qatar	Computer Services	100.0	100.0