


National Children's Bureau Report and Financial Statements Year ended 31 March 2005



A company limited by guarantee
Registered in London No 952717
Registered charity No 258825

8 Wakley Street, London EC1V 7QE

National Children's Bureau

Annual Report of the Board of Management for the year ended 31 March 2005

Constitution, Aims and Objectives

National Children's Bureau (NCB) is a membership organisation, which was established as a registered charity in 1963 (charity number 258825). NCB is set up under its Memorandum and Articles of Association, dated 23 April 1969, as a company limited by guarantee (registration number 952717) and has a subsidiary trading company, National Children's Bureau Enterprises Ltd (registration number 2633796). Our members are drawn from local authorities, health trusts and other health organisations, independent and voluntary organisations, nurseries, schools, colleges, universities and individuals in England and Northern Ireland.

The liability in respect of the guarantee, as set out in the memorandum, is limited to £1 per corporate member of the company. There are 1,387 corporate members (438 individual members).

NCB is established under its Memorandum to promote any charitable purpose for the benefit of children and young people for the relief of poverty, sickness and distress, the safeguarding and maintaining of health, the provision of upbringing, the advancement of education and training, and the promotion of racial harmony.

NCB promotes the voices, interests and well-being of all children and young people across every aspect of their lives. NCB aims to:

- challenge disadvantage in childhood
- work with children and young people to ensure they are involved in all matters that affect their lives
- promote multidisciplinary cross-agency partnerships and good practice
- influence government through policy development and advocacy
- undertake high quality research and work from an evidence-based perspective
- disseminate information to all those working with children and young people, and to children and young people themselves.

Organisation structure

NCB's Board of Management comprises 29 members and is composed of elected (or nominated) representatives of member organisations, including young people themselves, and the elected Honorary Officers (Chair, Vice-Chair and Treasurer). Elections take place before or at the Annual General Meeting. Each member of the Board serves for a maximum of two three-year terms. The Board meets three times a year and monitors NCB's work programme. The Department of Health and Department for Education and Skills each have an observer on the Board, as do Children in Wales and Children in Scotland. The Policy and Resources Committee of the Board also meets three times a year.

The Chief Executive, who manages NCB with the support of the Resources Team, has regular contact with Honorary Officers (Chair, Vice-Chair and Treasurer) of the Board. The Resources Team comprises the Directors of Strategy and Communications, Policy and Innovation, Research, Social Inclusion, Children's Development, and Finance and IT. Its remit is to ensure the effective management of the resources of NCB.

In addition several fora, councils and networks, which focus on single issues or the needs of a single client group, are based at NCB and operate under its charitable status. The issues they cover include: anti-bullying, disabled children and young people; play; sex and relationships education; rural children and young people; early years; children living with HIV/AIDS; peer mentoring; Primary Care Trusts (PCTs), planning for children, pupil inclusion and childhood bereavement.

NCB receives financial support from local authorities, charitable trusts and foundations, the corporate sector, government departments and individuals.

Key achievements

Membership has increased some 18% during 2004/05, with the highest growth areas being nurseries, primary schools and multi-agency bodies including Sure Start projects. Subscriptions to the member email bulletin now stand at 1057 and the member health bulletin at 384. A membership satisfaction survey was carried out during the year. The results were very positive and some changes have now been made to member benefits, which should be attractive to existing and new members. Sales of publications rose to record levels in March at £23,265, £8,000 more than the highest month's sales over the past three years.

NCB undertook many projects and related activities in the last year, several of which are listed in the Supplementary Notes on pages ** to **. A few examples of this work, which is very wide-ranging and cannot be properly represented on these pages, include:

- *Meeting medical needs of pupils in mainstream education* – this research project investigates the level and

National Children's Bureau

Annual Report of the Board of Management for the year ended 31 March 2005

extent of support that pupils with medical needs receive at school, with the aim of identifying how changes in policy and practice could be helpful.

- *Voicesbehind the Statistics: Young People's Views of Sectarianism in Northern Ireland* - the overall aim of this research is to build on and take forward the quantitative information gathered earlier by the Young Life and Times Survey (Y LTS) by consulting with 16 year olds to elicit more in-depth responses on their experiences of sectarianism in Northern Ireland and to explore their ideas on how community relations can be improved, with a specific focus on young people.
- *The Anti-Bullying Alliance* – an independent body made up of 35 organisations involved in the learning, development, growth and emotional well-being of children and young people. Member organisations work together to share good practice, disseminate information and support the rights of children and young people to live and learn in a safe and positive environment.
- *Momentum: National Centre for Residential Childcare* – the aim of this project is to undertake a scoping exercise and feasibility study to examine if the establishment of a National Centre for Residential Childcare will add value and benefit children and young people in residential care.

During 2004/5, NCB's lobbying activity focused on the passage of the Children Bill which received Royal Assent in November 2004: in particular, the sections on the role and responsibilities of the Children's Commissioner, the new duty to cooperate ("children's trusts"), the five outcomes for children and young people, the establishment of an information sharing database, and the role of local authorities and schools in relation to the educational achievement of looked after children. Since 2002, NCB has convened the children's sector work on the Draft Mental Health Bill, with many of our points supported by the parliamentary scrutiny committee which published its report in March 2005. The new Bill is due to be published in the 2005/6 parliamentary year. NCB and the Children's Legal Centre issued a child impact statement on the Clean Neighbourhoods and Environment Bill -- now an Act receiving a great deal of attention from organisations concerned at its potential effect on children living in rural areas.

Strategic Business Plan

NCB's work around the implementation of an outcome based, as distinct from an activities based, approach to project and strategic planning continues. This will enable NCB to measure the impact of its work on the lives of children and young people as well as give more meaning and prominence to the strategic work themes in communicating NCB's purpose.

The themes/outcomes, which direct NCB's work, remain as below for a second year:

- Promoting participation and young citizenship
All children and young people have a voice in all matters affecting their lives
- Communicating positive attitudes and images
We all demonstrate respect for children and young people, and the issues important to them
- Enhancing health and well-being
The physical and psychological well-being of all children and young people is paramount
- Addressing diversity, valuing difference
Equality of opportunity exists for all children and young people and their diversity is recognised and valued
- Developing safe and positive environments
All children and young people experience safe, non-violent yet stimulating environments and spaces
- Improving social and economic opportunities
All children and young people are supported in improving their life chances to reach their full potential

A range of strategies have been developed to support the implementation of NCB's eight operational objectives and priorities identified for taking the work of the organisation forward. The operational objectives 2005/08 are:

1. to develop cross-cutting, integrated outcome-focussed work programmes for each of NCB's work themes
2. to determine and maintain an appropriate level of activity for all work areas
3. to monitor and evaluate the impact of NCB's work
4. to strengthen NCB's financial situation and diversify our funding base
5. to support the internal development of NCB
6. to promote NCB and its messages
7. to further develop partnership working
8. to explore options for collaborative working with a view to relocating into better quality accommodation

The Children's Centre Project (CCP) is now well into its second year and will undoubtedly have significant implications for NCB which will be reflected in any business planning for NCB. CCP is an independent charity exploring collaborative working and co-location of several children and young people's agencies. The partnership currently

Annual Report of the Board of Management for the year ended 31 March 2005

includes NCB, Young Minds and The Who Cares? Trust (for further information please see www.childrenscentre.org.uk). Several agencies have expressed an interest in coming on board in due course.

Further details of NCB's achievements and plans for the future can be found in our *Putting children and young people first* brochure (to be published in the autumn) as well as on our website (www.ncb.org.uk).

Financial review for the year

The Statement of Financial Activities shows total incoming resources of £7,671,008 (2003/4: £6,540,053), total resources expended of £7,088,387 (2003/4: £6,847,712) and a net increase in funds of £611,719 (2003/4: £253,779 decrease). At the year end NCB has £1,978,799 of restricted funds (2004: £1,688,328), of which £1,468,865 represents amounts received in advance for projects and £280,635 represents fixed assets. Unrestricted funds amount to £1,703,758 (2004: £1,382,510), of which £490,217 is designated as funding fixed assets, £587,548 designated for other purposes and £625,993 held in general funds.

Total resources expended over the last five years have shown an 8% average annual increase from £5,245,237 to £7,088,387. The increase on last year is 3.5%. Incoming resources over the last five years have increased from £5,848,179 to £7,671,008 (a 6% average annual increase).

Board of Management's responsibilities for the financial statements

Company and charity law requires the Board of Management, as NCB's directors and trustees, to prepare financial statements, for each financial year, which give a true and fair view of the state of affairs of NCB and of the results of NCB for that period. In preparing those financial statements, the Board are required to:

- select suitable accounting policies and apply them consistently
- make judgements and estimates that are reasonable and prudent
- prepare the financial statements on the going concern basis unless it is inappropriate to presume NCB will continue in business, and
- state whether applicable accounting standards have been followed, subject to any material departures disclosed and explained in the financial statements.

The Board are responsible for keeping proper accounting records which disclose with reasonable accuracy at any time the financial position of NCB and which enable them to ensure that the financial statements comply with the Companies Act 1985. They are also responsible for safeguarding the assets of NCB and hence for taking reasonable steps for the prevention and detection of fraud and other irregularities.

Compliance with statutory requirements

The financial statements have been prepared in compliance with current statutory requirements, the Memorandum and Articles of Association and the Statement of Recommended Practice 'Accounting and Reporting by Charities' (SORP 2000) issued under the auspices of the Charity Commission.

Risk and internal control

The Board continues to review the risks facing NCB. The Board have considered their potential impact and likelihood of occurrence and identified the key controls in place. The Board are of the view that an appropriate control framework is in place to manage such risks.

NCB has adopted procedures to strengthen internal controls and the Board are satisfied that the systems of financial control comply in all material aspects with the guidelines issued by the Charity Commission.

Reserves policy

The Board have determined that general reserves are required to enable NCB to continue its operations in the unlikely event of a significant short-term fluctuation in expenditure and income, and to cover unforeseen events beyond its control.

NCB's policy is therefore to seek to hold a general reserve of up to thirteen weeks costs for central support staff and four weeks for project staff, which would amount to £626k based on the 2005/6 budget. At 31 March NCB had achieved this level of reserves. The Board have reviewed the exposure to risk and are of the view that the current general reserves are sufficient to cushion short-term fluctuations.

Investment management

The Board on 25 March 2004 approved the appointment of CCLA Investment Management Ltd to manage the charity's investments. The Board has reviewed its Cash and Investment strategy and has agreed to diversify its investments,

National Children's Bureau

Annual Report of the Board of Management for the year ended 31 March 2005

spread the risk and maximise total return by increasing the amount invested in long-term investments rather than short-term money market. The Board's investment policy is to invest in funds balanced between low risk / cautious (50%) and moderate risk / balanced (50%); to spread investment between investment fund (20%), fixed interest fund (20%), property fund (10%) and deposit fund (50%); to invest on a socially responsible basis considering environment, employment, community, human rights and corporate governance; and to avoid investments in companies whose main activity (representing 50% of total turnover) is gambling, tobacco, or armaments. During the year the Board authorised an additional £500,000 transfer to the portfolio. NCB's investment portfolio as at 31 March 2005 was valued at £1,792,573 (2004: £631,497) including funds on deposit with the investment manager. Comparison of the investment portfolio against benchmarks is not available due to the restructuring of the portfolio during the year.

Subsidiary

National Children's Bureau Enterprises Ltd managed the conference and lettings programmes and various fundraising activities for NCB, and provided support services for other charities. The results of this subsidiary are consolidated in these financial statements. Key achievements for the year include an increase in turnover of 16%.

Fixed assets

In our opinion, the present market value of freehold property is above the book value but, in the absence of a current professional valuation, we are unable to quantify the appropriate amount.


Members and sponsors

We would like to thank all our members for their continued support of NCB both financially and in pursuit of its aims and activities. We would also like to express our grateful thanks to government departments, charitable bodies, companies and individuals for their considerable support in financing NCB's activities.

Auditors

Following the transfer of substantially all of the business of Horwath Clark Whitehill to a limited liability partnership on 1 April 2004, Horwath Clark Whitehill resigned and the Board appointed their successor, Horwath Clark Whitehill LLP, as auditors.

Horwath Clark Whitehill LLP have expressed their willingness to continue in office as auditors and a resolution proposing their reappointment will be submitted to the forthcoming Annual General Meeting.



Anne Sofer
Chair

8 Wakley Street, London EC1V 7QE
28 July 2005

INDEPENDENT AUDITORS' REPORT TO THE MEMBERS OF NATIONAL CHILDREN'S BUREAU

We have audited the financial statements of National Children's Bureau for the year ended 31 March 2005, which comprise the Consolidated Statement of Financial Activities, the Group and Charity Balance Sheets, the Consolidated Cash Flow Statement and the related notes set out on pages 9 to 16. These financial statements have been prepared under the historical cost convention and the accounting policies set out therein.

This report is made solely to the company's members, as a body, in accordance with Section 235 of the Companies Act 1985. Our audit work has been undertaken so that we might state to the company's members those matters, which we are required to state to them in an auditors' report and for no other purpose. To the fullest extent permitted by law, we do not accept or assume responsibility to anyone other than the company and the company's members as a body, for our audit work, for this report, or for the opinion we have formed.

Respective responsibilities of the Board of Management and auditors

The responsibilities of the Board of Management, who are the company's directors and also the charity trustees for the purposes of charity law, for preparing the Board's Report and the financial statements in accordance with applicable law and United Kingdom Accounting Standards are set out in the statement of Board of Management's responsibilities on page 3.

Our responsibility is to audit the financial statements in accordance with relevant legal and regulatory requirements and United Kingdom Auditing Standards.

We report to you our opinion as to whether the financial statements give a true and fair view and are properly prepared in accordance with the Companies Act 1985. We also report to you if, in our opinion, the Board's Report is not consistent with the financial statements, if the charitable company has not kept proper accounting records, if we have not received all the information and explanations we require for our audit, or if information specified by law regarding Board of Management's remuneration and transactions with the charitable company is not disclosed.

We read other information contained in the Board's Report and consider whether it is consistent with the audited financial statements. We consider the implications for our report if we become aware of any apparent misstatements or material inconsistencies with the financial statements. Our responsibilities do not extend to any other information.


Basis of opinion

We conducted our audit in accordance with United Kingdom Auditing Standards issued by the Auditing Practices Board. An audit includes examination, on a test basis, of evidence relevant to the amounts and disclosures in the financial statements. It also includes an assessment of the significant estimates and judgments made by the Board in the preparation of the financial statements, and of whether the accounting policies are appropriate to the charitable company's circumstances, consistently applied and adequately disclosed.

We planned and performed our audit so as to obtain all information and explanations, which we considered necessary in order to provide us with sufficient evidence to give reasonable assurance as to whether the financial statements are free from material misstatement, whether caused by fraud or other irregularity or error. In forming our opinion we also evaluated the overall adequacy of the presentation of information in the financial statements.

Unqualified opinion

In our opinion the financial statements give a true and fair view of the state of affairs of the charitable company and the group as at 31 March 2005 and of its incoming resources and application of resources, including the group's income and expenditure, for the year then ended and have been properly prepared in accordance with the Companies Act 1985.



Horwath Clark Whitehill LLP
Chartered Accountants and Registered Auditors

St Bride's House, 10 Salisbury Square,
London, EC4Y 8EH
28 July 2005

National Children's Bureau

Consolidated Statement of Financial Activities for the year ended 31 March 2005

	Notes	Restricted funds £	Unrestricted funds £	2004/5 £	2003/4 £
INCOME AND EXPENDITURE ACCOUNT					
INCOMING RESOURCES					
Core grant from Department for Education and Skills		-	150,000	150,000	150,000
Donations and appeals	1	2,315	178,375	180,690	188,640
Activities in furtherance of the charity's objects					
Membership subscriptions		7,400	285,440	292,840	290,912
Project grants from Government departments	2	2,556,698	-	2,556,698	1,876,065
Project grants from Sainsbury Family Charitable Trusts	2	1,753,000	-	1,753,000	1,526,662
Other project grants	2	868,814	-	868,814	938,093
Publications and conferences		-	677,641	677,641	611,701
Consultancy and other fees		-	976,720	976,720	786,054
Activities for generating funds					
Christmas cards		-	845	845	221
Lettings and catering		-	61,495	61,495	50,923
Other income		-	38,179	38,179	51,356
Investment income	3	-	114,086	114,086	69,426
Total incoming resources		<u>5,188,227</u>	<u>2,482,781</u>	<u>7,671,008</u>	<u>6,540,053</u>
RESOURCES EXPENDED					
	1, 4 & 5				
Cost of generating funds					
Fundraising		1,993	59,472	61,465	80,563
Investment manager		-	-	-	2,506
Lettings and catering		-	29,139	29,139	31,123
		<u>1,993</u>	<u>88,611</u>	<u>90,604</u>	<u>114,192</u>
Charitable expenditure					
Cost of activities in furtherance of the charity's objects:					
Children's Development		1,601,936	328,522	1,930,458	1,501,669
Policy and Innovation		874,393	133,223	1,007,616	860,384
Research		518,652	204,259	722,911	889,134
Social Inclusion		1,386,200	184,781	1,570,981	1,611,224
Strategy and Communication					
Communications		333,230	1,020,331	1,353,561	1,358,211
Support services		181,352	186,038	367,390	471,361
Administration		-	44,866	44,866	41,537
		<u>4,895,763</u>	<u>2,102,020</u>	<u>6,997,783</u>	<u>6,733,520</u>
Total resources expended		<u>4,897,756</u>	<u>2,190,631</u>	<u>7,088,387</u>	<u>6,847,712</u>
NET INCOMING RESOURCES (RESOURCES EXPENDED)		290,471	292,150	582,621	(307,659)
REALISED GAINS ON INVESTMENTS		-	-	-	56,480
NET INCOME (EXPENDITURE) FOR THE YEAR		<u>290,471</u>	<u>292,150</u>	<u>582,621</u>	<u>(251,179)</u>
UNREALISED GAINS (LOSSES) ON INVESTMENTS	8	-	29,098	29,098	(2,600)
NET MOVEMENT IN FUNDS		<u>290,471</u>	<u>321,248</u>	<u>611,719</u>	<u>(253,779)</u>
FUNDS BROUGHT FORWARD		1,688,328	1,382,510	3,070,838	3,324,617
FUNDS CARRIED FORWARD		<u>1,978,799</u>	<u>1,703,758</u>	<u>3,682,557</u>	<u>3,070,838</u>

Balance Sheets as at 31 March 2005

	Notes	Group		Charity	
		2005	2004	2005	2004
		£	£	£	£
FIXED ASSETS					
Tangible assets	1 & 6	770,852	804,775	770,852	804,775
Investments	1 & 8	1,792,573	631,497	1,792,573	631,497
Shares in subsidiary undertaking	9	-	-	100	100
		<u>2,563,425</u>	<u>1,436,272</u>	<u>2,563,525</u>	<u>1,436,372</u>
CURRENT ASSETS					
Stocks	1	8,230	14,759	8,230	14,759
Debtors	10	953,634	797,043	869,155	708,775
Investments		1,350,000	1,650,000	1,350,000	1,650,000
Cash at bank and in hand		11,039	99,615	215	85,263
		<u>2,322,903</u>	<u>2,561,417</u>	<u>2,227,600</u>	<u>2,458,797</u>
Less:					
CREDITORS falling due within one year	11	(1,203,771)	(926,851)	(1,112,722)	(828,110)
NET CURRENT ASSETS		<u>1,119,132</u>	<u>1,634,566</u>	<u>1,114,878</u>	<u>1,630,687</u>
NET ASSETS		<u>3,682,557</u>	<u>3,070,838</u>	<u>3,678,403</u>	<u>3,067,059</u>
FUNDS					
Restricted funds	1 & 13	1,978,799	1,688,328	1,978,799	1,688,328
Unrestricted funds					
Designated funds	1 & 14	1,077,765	860,739	1,077,765	860,739
General fund	1 & 14	625,993	521,771	621,839	517,992
TOTAL FUNDS		<u>3,682,557</u>	<u>3,070,838</u>	<u>3,678,403</u>	<u>3,067,059</u>

The financial statements set out on pages 6 to 16 were approved by the Board of Management on 28 July 2005 and were signed on its behalf by :



Barry Gifford
Treasurer

Member of the Board of Management

National Children's Bureau

Consolidated Cash Flow Statement for the year ended 31 March 2005

	2004/5 £	2003/4 £
OPERATING ACTIVITIES		
Membership subscriptions received	353,352	310,637
Grants received from Government departments	2,686,465	2,073,565
Other grants and donations received	2,793,356	3,219,832
Other cash received	1,597,874	1,566,470
	<u>7,431,047</u>	<u>7,170,504</u>
Cash paid to and on behalf of employees	(4,236,539)	(4,072,704)
Other cash payments	<u>(2,516,005)</u>	<u>(2,563,359)</u>
	<u>(6,752,544)</u>	<u>(6,636,063)</u>
NET CASH INFLOW FROM OPERATING ACTIVITIES	<u>678,503</u>	<u>534,441</u>
RETURNS ON INVESTMENTS		
Interest and dividends received	117,071	68,023
CAPITAL EXPENDITURE AND FINANCIAL INVESTMENT		
Payments to acquire tangible fixed assets	(60,896)	(67,979)
Increase in funds on deposit	(771,978)	(383,895)
Payments to acquire investments	(360,000)	(256,393)
Receipts from sale of investments	<u>-</u>	<u>294,140</u>
	<u>(1,192,874)</u>	<u>(414,127)</u>
MANAGEMENT OF LIQUID RESOURCES		
Decrease (increase) in short-term investments	300,000	(242,771)
(DECREASE) IN CASH AVAILABLE ON DEMAND	<u><u>(97,300)</u></u>	<u><u>(54,434)</u></u>

Notes on Consolidated Cashflow Statement

ANALYSIS OF CASH AVAILABLE ON DEMAND	1 April 2004 £	2004/5 cashflow £	31 March 2005 £
Cash held awaiting investment	540	(540)	-
Other cash and bank deposits	99,075	(88,036)	11,039
Unsecured overdraft	-	(8,724)	(8,724)
	<u>99,615</u>	<u>(97,300)</u>	<u>2,315</u>

RECONCILIATION OF NET CASH INFLOW (OUTFLOW) FROM OPERATING ACTIVITIES

	2004/5 £	2003/4 £
Net movement in funds	611,719	(253,779)
Depreciation	94,819	132,077
Increase in creditors, excluding fixed assets and overdraft	268,196	184,172
(Increase) decrease in debtors, excluding interest	(159,576)	595,898
Decrease (increase) in stock	6,529	(1,183)
Interest and dividends receivable	(114,086)	(69,426)
Investment (gains)	(29,098)	(53,880)
Fixed assets transferred to other organisations	-	562
Net cash inflow from operating activities	<u>678,503</u>	<u>534,441</u>

Notes to the Financial Statements for the year ended 31 March 2005

1. ACCOUNTING POLICIES

Basis of preparation

The financial statements have been prepared under the historical cost convention, with the exception of listed investments, which are included on a market value basis.

The financial statements have been prepared in accordance with the Statement of Recommended Practice (SORP 2000) for Accounting and Reporting by Charities, applicable accounting standards and the Companies Act 1985.

Group accounts

Group financial statements have been prepared on a line by line consolidation basis in respect of NCB and its wholly owned subsidiary, National Children's Bureau Enterprises Ltd. No separate Statement of Financial Activities has been presented for the charity alone as permitted by Section 230 of the Companies Act 1985 and paragraph 304 of the SORP.

Consortium charity

NCB is a member of a consortium of four charities in the field of childcare and receives grants from the consortium undertaking, Childlife, which are recognised in the Statement of Financial Activities with Donations and appeals. The accounts of Childlife are considered not material for the purposes of consolidation.

Incoming resources

Incoming resources include donations on a received basis, and all other income on a receivable basis in respect of the period.

Income in advance

Income is treated as received in advance only when the charity has to fulfil conditions before becoming entitled to it.

Tax status

NCB is a registered charity and its income is within the exemptions of the Income and Corporation Taxes Act 1988.

Resources expended

All expenses are accounted for on an accruals basis. Expenditure is classified under NCB's principal categories of activity rather than types of expenses in order to provide more useful information to users of the financial statements.

Expenditure comprises direct expenditure, including staff costs, attributable to the activity. Where costs cannot be directly attributed, they have been allocated to activities on a basis consistent with budgeted use of the resources. Accommodation costs are allocated by floor space. Other Support Services are allocated by staff costs or by full-time equivalent staff.

Fundraising costs are those incurred in seeking legacies and donations.

Communications includes library and information services, publications, conferences, media relations, marketing, membership administration and grant fundraising.

Support services includes accommodation, chief executive, office and IT services, finance, human resources and equipment depreciation.

Administration includes Board of Management, audit and general legal expenses.

Value Added Tax

NCB is a partially-exempt body for VAT purposes. Expenditure subject to VAT, which is not fully recoverable by NCB, is shown inclusive of VAT in the financial statements.

Pension costs

NCB is an admitted body to the South Yorkshire Pension Fund (SYPF), which is a defined benefit scheme. Payments to the pension scheme, which are made in accordance with consulting actuaries' periodic calculations to spread the cost of pensions over the employees' working lives, are charged in the year in which they become payable.

Payments are also made to employees' Personal Pensions, and these are also charged in the year in which they become payable.

Tangible fixed assets

Freehold property, shown at cost, is depreciated on a straight line basis at 2% per annum of cost of the buildings. Furniture and equipment, shown at cost, is depreciated on a straight line basis at 20% to 33% per annum.

Notes to the Financial Statements for the year ended 31 March 2005 (continued)

1. ACCOUNTING POLICIES (continued)

Operating leases

Rental costs under operating leases are charged in equal amounts over the period of the leases.

Investments

Investments are stated at market valuation at the balance sheet date. The surplus or deficit of this revaluation is shown in the Statement of Financial Activities as unrealised gains or losses.

On disposal of investments the differences between their opening valuation for the year (or cost if acquired during the year) and the proceeds are shown as realised investment gains or losses in the Statement of Financial Activities.

Investment manager's fees charged on purchase and sale of investments are treated as a cost of generating funds.

Stocks

Stocks are books for resale valued at the lower of cost and net realisable value.

Fund accounting

Restricted funds are funds subject to specific conditions imposed by donors. The purpose and use of the restricted funds are set out in note 13. Designated funds comprise funds which have been designated at the discretion of the Board of Management for specific purposes. The purposes and use of the designated funds are set out in note 14. The Fixed Asset funds, together with the equipment grants, in notes 13 and 14 represent the investment in tangible fixed assets. General funds are available for use in furtherance of the general objectives of NCB.

2. PROJECT GRANTS

	2004/5 £	2003/4 £
Project grants from Government departments		
Department for Culture Media and Sport	148,809	149,809
Department for Education and Skills	2,119,515	905,827
Department for Transport	69,634	69,281
Department of Health	192,740	724,740
Other Government departments	26,000	26,408
	<u>2,556,698</u>	<u>1,876,065</u>
Project grants from Sainsbury Family Charitable Trusts		
Gatsby Charitable Foundation	1,753,000	1,476,000
Other Sainsbury Family Charitable Trusts	-	50,662
	<u>1,753,000</u>	<u>1,526,662</u>
Other project grants		
Big Lottery (was Community Fund)	209,400	380,199
Countryside Agency	-	59,836
The Diana, Princess of Wales Memorial Fund	46,334	74,696
Esmée Fairbairn Foundation	-	58,000
Nokia	207,251	-
Social Education Trust	-	61,950
Other sponsors	405,829	303,412
	<u>868,814</u>	<u>938,093</u>

3. INVESTMENT INCOME

	2004/5 £	2003/4 £
Income from listed investments	27,054	12,011
Interest on funds on deposit	29,600	211
Bank interest receivable	57,432	57,204
	<u>114,086</u>	<u>69,426</u>

Notes to the Financial Statements for the year ended 31 March 2005 (continued)

4. RESOURCES EXPENDED

	2004/5		2003/4	
	£		£	
Staff costs				
Salaries and wages		3,732,428		3,634,811
Social security costs		326,070		313,379
Pension costs (notes 1 & 16)		171,316		169,048
		<u>4,229,814</u>		<u>4,117,238</u>
	Staff	Other	Support	
	£	expenses	services	
	£	£	£	2004/5
				£
Cost of generating funds				2003/4
				£
Fundraising	40,634	4,647	16,184	61,465
Investment management	-	-	-	-
Lettings and catering	37,011	(40,505)	32,633	29,139
Charitable expenditure				
Cost of activities in furtherance of the charity's objects:				
Children's Development	649,254	1,046,690	234,514	1,930,458
Policy and Innovation	502,861	416,584	88,171	1,007,616
Research	529,523	55,690	137,698	722,911
Social Inclusion	907,736	322,557	340,688	1,570,981
Resources and Marketing				
Communications	817,713	418,199	117,649	1,353,561
Support services	733,892	604,949	(971,451)	367,390
Administration	11,190	29,762	3,914	44,866
	<u>4,229,814</u>	<u>2,858,573</u>	<u>-</u>	<u>7,088,387</u>
Totals for 2003/4	<u>4,117,238</u>	<u>2,730,474</u>	<u>-</u>	<u>6,847,712</u>
	Restricted	Unrestricted	2004/5	2003/4
	£	£	£	£
Support services includes				
Depreciation	48,673	46,146	94,819	132,077
Administration includes				
Auditors' remuneration - audit	-	11,223	11,223	10,710
- taxation services	-	-	-	226

5. BOARD OF MANAGEMENT AND STAFF

No remuneration is payable to Board of Management members. Travel and accommodation expenses totalling £1,344 (2003/4: £1,757) were reimbursed to four full-members (2003/4: ten) of the Board of Management. Trustee Indemnity Insurance £1,544 (2003/4: £1,544) was purchased in the year.

	2004/5	2003/4
Number of staff	number	number
Children's Development	20	19
Policy and Innovation	14	11
Research	16	15
Social Inclusion	23	25
Strategy and Communications		
Communications	28	29
Support services	21	21
(average full-time equivalent staff numbers by main area of work)	<u>122</u>	<u>120</u>

Six employees (2003/4: five) earned between £50,000 and £60,000; and one employee earned between £80,000 and £90,000 (2003/4: one employee earned between £70,000 and £80,000) excluding pension contributions. Six of these employees were members of the defined benefit pension scheme. NCB made contributions to a personal pension scheme for the other employee.

Notes to the Financial Statements for the year ended 31 March 2005 (continued)

6. TANGIBLE FIXED ASSETS

<i>Group and Charity</i>	Freehold land £	Freehold buildings £	Furniture and equipment £	Total £
Cost as at 1 April 2004	138,000	866,211	606,334	1,610,545
Additions	-	-	60,896	60,896
Cost as at 31 March 2005	<u>138,000</u>	<u>866,211</u>	<u>667,230</u>	<u>1,671,441</u>
Depreciation as at 1 April 2004	-	298,841	506,929	805,770
Charge	-	17,324	77,495	94,819
Depreciation as at 31 March 2005	<u>-</u>	<u>316,165</u>	<u>584,424</u>	<u>900,589</u>
Net book value as at 31 March 2005	<u>138,000</u>	<u>550,046</u>	<u>82,806</u>	<u>770,852</u>
Net book value as at 31 March 2004	<u>138,000</u>	<u>567,370</u>	<u>99,405</u>	<u>804,775</u>

7. OPERATING LEASE COMMITMENTS

	2005 Building £	2005 Equipment £	2004 Building £	2004 Equipment £
<i>Group and Charity</i>				
Annual commitments under non-cancellable operating leases are as follows				
expiry date between one and two years	-	20,064	-	25,204
expiry date over five years	<u>109,500</u>	<u>-</u>	<u>109,500</u>	<u>-</u>

8. INVESTMENTS

<i>Group and Charity</i>	2005 £	2004 £
Quoted Investments		
Market value as at 1 April 2004	247,602	231,469
Additions at cost	360,000	256,393
Disposals at opening valuation	-	(237,660)
Unrealised gains (losses) for the year	<u>29,098</u>	<u>(2,600)</u>
Market value as at 31 March 2005	<u>636,700</u>	<u>247,602</u>
Funds on deposit	<u>1,155,873</u>	<u>383,895</u>
	<u>1,792,573</u>	<u>631,497</u>
Quoted Investments - Historic value as at 31 March 2005	<u>608,313</u>	<u>248,313</u>
All investments are listed in the United Kingdom.		
	2005 £	2004 £
<i>The following investment holdings were over 5% of the portfolio value:</i>		
CCLA Charities Fixed Interest Fund	240,278	-
CCLA Charities Investment Fund	260,820	237,629
CCLA Charities Property Fund	<u>125,712</u>	<u>-</u>

Notes to the Financial Statements for the year ended 31 March 2005 (continued)

9. **SHARES IN SUBSIDIARY UNDERTAKING**

This represents NCB's holding of 100 ordinary shares of £1 each, which is a 100% interest, in the share capital of National Children's Bureau Enterprises Ltd, a company registered in England and Wales. The company covenants its taxable profits to NCB. A summary of its trading results is shown below. Audited financial statements are filed with the Registrar of Companies. The results of the subsidiary undertaking have been consolidated on a line by line basis. The subsidiary undertakes conferences and lettings programmes and various fundraising activities for NCB, and provides support services for other charities.

	2004/5 £	2003/4 £
Turnover	723,378	623,571
Cost of sales	(613,953)	(489,713)
Gross profit	109,425	133,858
Administrative expenses	(65,546)	(61,625)
Interest receivable	335	250
Net profit before covenant	44,214	72,483
Amount covenanted to NCB	(43,838)	(71,982)
Net profit retained	376	501

The aggregate of the assets, liabilities and funds was:

	2005 £	2004 £
Assets	98,207	130,442
Liabilities	(93,953)	(126,563)
Net assets	4,254	3,879

	100	100
Share capital (100 shares £1)	4,154	3,779
Accumulated Profit and Loss	4,254	3,879
Total funds		

10. **DEBTORS**

	Group		Charity	
	2005 £	2004 £	2005 £	2004 £
Trade debtors and grants invoiced	645,023	534,958	574,366	439,827
Amounts due from subsidiary undertaking	-	-	-	27,823
Taxation recoverable	879	889	879	889
Other debtors and prepayments	212,177	178,543	198,355	157,583
Grants due for projects	95,555	82,653	95,555	82,653
	953,634	797,043	869,155	708,775

11. **CREDITORS FALLING DUE WITHIN ONE YEAR**

	Group		Charity	
	2005 £	2004 £	2005 £	2004 £
Trade creditors and staff	287,540	178,083	228,774	149,609
Amounts due to subsidiary undertaking	-	-	2,904	-
Social security and other taxes	158,220	190,318	152,995	161,115
Superannuation contributions	28,107	26,872	28,107	26,872
Other creditors and accrued charges	379,953	215,770	352,615	190,649
Unsecured overdraft	8,724	-	8,724	-
Income received in advance	341,227	315,808	338,603	299,865
	1,203,771	926,851	1,112,722	828,110

	b/fwd 1 Apr 2004 £	received 2004/5 £	c/fwd 31 Mar 2005 £	2004/5 income £
Membership subscriptions	99,403	353,552	160,115	292,840
Publications and conferences	45,083	669,955	37,397	677,641
Consultancy and other fees	171,322	949,113	143,715	976,720
	315,808	1,972,620	341,227	1,947,201

National Children's Bureau

Notes to the Financial Statements for the year ended 31 March 2005 (continued)

12. RELATED PARTY TRANSACTIONS

The group has taken advantage of the exemption which is conferred by Financial Reporting Standard 8, "Related Party Disclosures", that allows the group not to disclose transactions with group undertakings that are eliminated on consolidation.

Sally Whitaker is a director of Childlife, a consortium charity (see note 1) which donated £135,350 to NCB during the year.

Paul Ennals and Sally Whitaker are directors of the Children's Centre Project (CCP), to which the group provides staff, accommodation and support services (£97,852) under a Service Level Agreement. As at 31 March 2005 CCP owed the group £6,689.

Paul Ennals is a director of End Child Poverty (ECP), to which the group provides accommodation and support services (£40,580) under a Service Level Agreement. As at 31 March 2005 ECP owed the group £2,832.

13. RESTRICTED FUNDS

	2004 £	Income £	Expenses £	Transfers £	2005 £
Group and Charity					
Project and Unit funds					
Grants from Government Departments	789,366	2,556,698	(2,497,190)	(46,959)	801,915
Grants from Sainsbury Family Charitable Trusts	118,143	1,753,000	(1,635,729)	(94,984)	140,430
Other grants and income	406,687	878,529	(742,400)	(16,271)	526,545
<i>Supplementary Note pages 19-24</i>	<u>1,314,196</u>	<u>5,188,227</u>	<u>(4,875,319)</u>	<u>(158,214)</u>	<u>1,468,890</u>
Fixed asset fund - restricted element	255,284	-	(5,064)	-	250,220
Equipment grants	47,788	26,236	(43,609)	-	30,415
Pension fund	47,000	-	-	158,214	205,214
Other funds	24,060	-	-	-	24,060
Project / Equipment grants adjustment		(26,236)	26,236	-	
	<u>1,688,328</u>	<u>5,188,227</u>	<u>(4,897,756)</u>	<u>-</u>	<u>1,978,799</u>

The Fixed asset fund represents the appeal and income thereon for the purchase of 8 Wakley Street (held as freehold property).

Various trusts have given grants to develop the Library and Information Service.

Equipment grants are held as restricted funds and released in line with the depreciation of the equipment.

The Pension fund is held to fund potential pension scheme deficit.

Other restricted funds include grants for work not yet in progress.

During the year an additional employers' pension contribution was levied towards funding the potential pension scheme deficit: £158,214 was charged in respect of grant funded staff, and shown as a transfer.

14. UNRESTRICTED FUNDS

	2004 £	Income £	Expenses £	Allocations gains (losses) & transfers £	2005 £
Designated funds					
Fixed asset fund - designated element	501,703	-	(46,146)	34,660	490,217
Development fund	61,671	-	(5,697)	14,000	69,974
Councils and Fora funds	38,380	82,980	(66,054)	-	55,306
Pension fund	112,985	2,813	(12,062)	108,532	212,268
Major building repair fund	46,000	-	-	-	46,000
Relocation	100,000	-	-	-	100,000
Strategic priorities	-	-	-	104,000	104,000
	<u>860,739</u>	<u>85,793</u>	<u>(129,959)</u>	<u>261,192</u>	<u>1,077,765</u>
General funds	<u>521,771</u>	<u>2,396,988</u>	<u>(2,060,672)</u>	<u>(232,094)</u>	<u>625,993</u>
Group - unrestricted funds	<u>1,382,510</u>	<u>2,482,781</u>	<u>(2,190,631)</u>	<u>29,098</u>	<u>1,703,758</u>
Charity - unrestricted funds	1,378,731				1,699,604
Subsidiary undertaking	<u>3,779</u>				<u>4,154</u>

Notes to the Financial Statements for the year ended 31 March 2005 (continued)**14. UNRESTRICTED FUNDS (continued)**

The Fixed asset fund represents the net book value of the unrestricted element of tangible fixed assets.

The Development fund is used to initially fund new areas of work.

Several councils and fora are based at NCB and operate under its charitable status. Any unrestricted net income is held as designated funds.

The Pension fund is used to fund costs not covered by the main pension scheme and potential pension scheme deficit.

The Major building repair fund exists to fund expenses such as roof or boiler replacement.

NCB has set aside funds to meet possible Relocation costs.

General funds represent the net of accumulated surpluses and deficits of income and expenditure after transfers to designated funds.

During the year £261,192 was transferred from general funds to designated funds: £34,660 for fixed assets, £14,000 to develop new areas of work, £108,532 as additional employers' pension contribution levied towards funding potential pension scheme deficit, and £104,000 to undertake work identified in the Strategic Business Plan.

At 31 March 2005 NCB had achieved the level of general funds required by its Reserves Policy based on the 2005/6 budget.

15. ANALYSIS OF GROUP NET ASSETS BETWEEN FUNDS

	Tangible fixed assets £	Investments £	Current assets £	Total £
Restricted funds				
Fixed asset fund and Equipment grants	280,635	-	-	280,635
Pension fund	-	205,214	-	205,214
Other funds	-	-	1,492,950	1,492,950
Unrestricted funds	490,217	1,587,359	(373,818)	1,703,758
	<u>770,852</u>	<u>1,792,573</u>	<u>1,119,132</u>	<u>3,682,557</u>

16. PENSION ARRANGEMENTS

The disclosures set out below relate to pension arrangements to which contributions are made by the charity - a defined benefit scheme and individual personal pension arrangements.

Defined benefit scheme

The charity is an admitted body to the South Yorkshire Pension Fund (SYPF), which is a defined benefit scheme. A full actuarial valuation was carried out as 31 March 2004 and updated for the purposes of FRS 17 to 31 March 2005 by a qualified independent actuary. The charity is required to comply until the year ending 31 March 2006 with the requirements of both SSAP 24 and the transitional provisions of FRS 17. Details of these are set out below.

Statement of Standard Accounting Practice 24

The assets of the scheme are held separately from those of the charity by South Yorkshire Pensions Authority. Contributions to the scheme are charged to the Statement of Financial Activities so as to spread the cost of pensions over the employees' working lives with the charity. Following the March 2001 valuation, the contribution rate was increased to 11.5% of pensionable salaries from 1 April 2002. The contribution rate has been increased to 14.7% from April 2005 based on the triannual valuation as at 31 March 2004. Additional amounts will be payable over the next fifteen years to fund the forecast deficit on the pension fund.

The pension cost is determined in accordance with the advice of a professionally qualified actuary. The most recent valuation was 31 March 2004. The cost of NCB's contribution to SYPF for the year ended 31 March 2005 was £165,388 (2004: £161,508).

The actuarial method in use at the most recent valuation was the Projected Unit method. The assumptions, which have the most significant effect on the results of the valuation, were a rate of investment returns at 6.6% per annum, and a rate of salary increase including salary scale progression at 4.25% per annum.

National Children's Bureau

Notes to the Financial Statements for the year ended 31 March 2005 (continued)

16. PENSION ARRANGEMENTS (continued)

Financial Reporting Standard 17

Set out below are disclosures required for the purposes of FRS 17.

The fair value of assets in the scheme and the expected return were:

	Long-term rate of return expected	2005 £000s	2004 £000s	Long-term rate of return expected
Assets				
Equities	7.5%	5,747	5,343	7.5%
Government bonds	4.7%	1,665	1,437	4.5%
Other bonds	5.4%	613	521	5.4%
Property	6.5%	952	832	6.5%
Other assets	4.8%	174	268	3.8%
Total market value of assets		9,151	8,401	
Present value of scheme liabilities		(12,125)	(10,328)	
(Deficit) in the scheme		(2,974)	(1,927)	

	2005 Assumptions	2004 Assumptions	2003 Assumptions
The major assumptions used by the actuary were:			
Increase in salaries	4.7%	4.3%	4.0%
Rate of increase in pensions	2.9%	2.8%	2.5%
Discount rate	5.4%	5.5%	6.0%
Inflation assumption	2.9%	2.8%	2.5%

	2005 £000s	2004 £000s	2003 £000s
Analysis of the amount charged to operating result			
Current service cost	405	364	282
Total operating charge	405	364	282
Analysis of other finance (expense) income			
Expected return on pension scheme assets	559	456	611
Interest on pension scheme liabilities	(573)	(505)	(450)
Net (expense) income	(14)	(49)	161

Analysis of actuarial gains and losses:				
Asset gains (losses)	(5.2% of scheme assets, 12.1% 2004)	479	1,019	(2,042)
Liability (gains)	(3.9% of scheme liabilities, 0.0% 2004)	(469)	-	-
Change in assumptions	(6.6% of scheme liabilities, 3.8% 2004)	(804)	(392)	(1,009)
Net (loss) gain	(6.5% of scheme liabilities, 6.1% 2004)	<u>(794)</u>	<u>627</u>	<u>(3,051)</u>

Movement in (deficit) during the year:			
Deficit in scheme at beginning of year	(1,927)	(2,302)	700
Movements in year			
Current service cost	(405)	(364)	(282)
Contributions	166	161	170
Other finance (expense) income	(14)	(49)	161
Actuarial (losses) gains	(794)	627	(3,051)
Deficit in scheme at end of year	(2,974)	(1,927)	(2,302)

Deficit funding strategy

SYPA have agreed for the deficit to be repaid over 15 years. The Board has also agreed to set up a pension fund to deal with this deficit. It is confident that the funding strategy in place will allow NCB to repay the deficit over the payment period set by SYPA.

Personal pension plans

Payments are also made to employees' personal pensions which are charged in the year in which they become payable. NCB matches employees' contributions up to a maximum of 3.5% of pensionable salaries. The cost of NCB's contributions for the year ended 31 March 2005 was £5,928 (2004: £6,843).

National Children's Bureau

Officers and Board of Management

Honorary Officers:

President Baroness Helena Kennedy QC

Vice Presidents Rt Hon Dame Elizabeth Butler-Sloss DBE
Prof. Philip Graham
Sir William Utting

Chair + Anne Sofer

Vice Chair + Harry Marsh

Treasurer + Barry Gifford

The Chair, Vice Chair and Treasurer are ex officio members of the Board of Management.

Senior Management Team:

Chief Executive Paul Ennals

**Director of Strategy
& Communications** Sally Whitaker

**Director of Policy
& Innovation** Barbara Hearn

**Director of Social
Inclusion** Sheryl Burton

**Director of Children's
Development** Gill Frances

**Director of Finance
and IT** Fozlul Hussain

Advisers:

Auditors Horwath Clark Whitehill LLP
St Bride's House, 10 Salisbury Square
London EC4Y 8EH

Solicitors Reynolds Porter Chamberlain
278-282 High Holborn
London WC1V 7HA

Bankers Barclays Bank PLC
One Churchill Place
London E14 5HP

National Westminster Bank PLC
PO Box 8032
London N1 0QF

Investment managers CCLA Investment Management Ltd
80 Cheapside
London EC2V 6DZ

National Children's Bureau

Officers and Board of Management (continued)

Board of Management

Resignations
1 December 2004
(unless stated)

Members throughout the year

Appointments
1 December 2004 (unless stated)

Representing Local Authorities, England & Wales (nominated by the Local Government Association)

Helen Goody
(6 April 2005)
+ *Felicity Hindson*

David Clark Deirdre Krymer

Ken Meeson (7 April 2005)
Stephen Meek (7 April 2005)

Representing Local Authorities, Northern Ireland

Louis Boyle

Bernadette McNally
(21 January 2005)

Representing Health Authorities & Trusts, England & Wales (nominated by the NHS Confederation)

Linda Boland

+ Linda McQuaid

Representing Professional Associations and Multi Agency Organisations

Claudia George-Meek Hugh Jones

Representing Voluntary Organisations

+ Erica De'Ath Mary MacLeod

Representing Universities and Other Educational Institutions

Marjorie Smith

Annie Huntington

Vanessa Wiseman
(7 April 2005)

Representing (and nominated by) Children in Scotland

Helen Wright

Representing (and nominated by) Children in Wales

Christine Walby

Representing Disabled Children

(nominated by Council for Disabled Children)

Harry Marsh

Representing Individual Members

Aman Shaikh
Tony Waterston

Eileen Lee
Angela Forrest

Representing Minority Ethnic Groups

vacant

Appointed by the Board of Management

Siobhan Fitzpatrick David Lane

Louise Orpin (21 January 2005)

Representing Young Members

Louise Longa

Hannah Gibney Jack Sharp

Emily Middleton
Nathan Poole

The members of the Board of Management (except those representing the Young Members) act in the role of directors and trustees of NCB.

+ Members of the Policy and Resources Committee

SUPPLEMENTARY NOTE for the year ended 31 March 2005**ANALYSIS OF RECEIPTS AND DISBURSEMENTS IN RESPECT OF PROJECTS (unaudited)**

Project	Funded by
Children's Development	
Anti-Bullying Alliance	Department for Education and Skills
Childhood Bereavement network	Big Lottery (was Community Fund) John Ellerman Foundation Various BBC Children in Need
Children's Development Unit	
- National PHSE Resource	Department for Education and Skills
- Working with Governors	Department of Health
- Other work	Health Education Authority, National Heart Forum and others
Children's Participation in Drugs Policy	Department of Health
Children's Play Council	Various
- Play in the Streets: Homezones	Sainsbury Family Charitable Trusts Department for Transport Scottish Executive Rees Jeffreys Road Fund and others
Children's Play Policy and Research Service	Department for Culture, Media and Sport
Drug Education Forum	
- Mapping Drug Education in Schools	Department of Health
- Newsletter, website and other work	Pilgrim Trust, Linbury Trust and others
Drug Education in Public Care	Department of Health
Drugs and Sexual Risk Taking	Department of Health
Forum for Rural Children and Young People	The Countryside Agency Austin and Hope Pilkington Trust Carnegie UK
Forum on Children and Violence	Various
- National Review on Children and Violence	Calouste Gulbenkian Foundation
- Publications	Maurice Laing Foundation
Healthy Care	Department of Health
- Regional	Department for Education and Skills Department of Health
Healthier Inside	Department of Health
Initial Teacher Training and PHSE	Department of Health
Make a Connection	Nokia
Neighbourhood Play Toolkit	Housing Corporation Joseph Rowntree Foundation
Participation - Make it Happen	Department of Health
Peer Support Forum	Department for Education and Skills Department for Education and Skills Various
PHSE and Citizenship	Department for Education and Skills Department of Health
- Cards for Life	Various trusts
- Inequalities and Inclusion	Calouste Gulbenkian Foundation
- Secondment	Department of Health
- Spotlight	Department of Health
- SRE Assessment Toolkit	Other
Personal, Social Development in Secure Units	Department of Health
Promoting Health Supported Housing	Department of Health Department for Education and Skills
Pupil Referral Unit	Department of Health
Sex and Relationship Capacity Building	Department for Education and Skills
Sex Education to Boys - Audit of Resources	Department of Health
Sex Education Forum	Various
- Factsheets and other dissemination	Department of Health
- Faith and Religious Organisations	Department of Health
- Primary Schools	Department of Health
Sex Education and Minority Ethnic Groups	Department of Health
Sex Education in Youth Work	National Youth Agency and others

carried forward

National Children's Bureau

Funding balances 31 March 2004 £	Grants due 31 March 2004 £	Receipts £	Expenditure and transfer £	Funding balances 31 March 2005 £	Grants due 31 March 2005 £
19,987		480,000	404,922	95,065	
-		87,463	87,463	-	
13,734		21,000	26,637	8,097	
4,220		4,030		8,250	
15,429			15,161	268	
-		213,406	213,406	-	
353			1	352	
7,417				7,417	
15,291			15,115	176	
-		7,345	7,345	-	
1,421			1,421	-	
1,114		12,134	12,474	774	
545		5,000	5,000	545	
6,371			4,530	1,841	
5,695		108,985	112,936	1,744	
12,769			2,795	9,974	
5,344			3,366	1,978	
14,549			7,295	7,254	
1,800			1,800	-	
19,479			1,679	17,800	
3,000				3,000	
8,000				8,000	
273		460		733	
15,341			8,441	6,900	
2,500			1,690	810	
17,345			17,345	-	
49,443		97,000	86,632	59,811	
14,000				14,000	
47,805		49,854	19,818	77,841	
18,386			5,263	13,123	
	11,070	218,321	75,140	132,111	
24,580		42,011	32,891	33,700	
	631	34,884	32,891	1,362	
10,039			10,039	-	
-		24,654	12,530	12,124	
3,250			2,728	522	
450		280		730	
11,492			10,892	600	
2,500			2,500	-	
18,625			250	18,375	
5,856			4,379	1,477	
40,594			35,594	5,000	
7,301		47,000	29,340	24,961	
7,080			7,080	-	
11,168			11,168	-	
19,906			19,816	90	
-		20,000		20,000	
1,652				1,652	
-		35,000	35,000	-	
1,525				1,525	
1,450		800	2,250	-	
8,792			7,203	1,589	
303			303	-	
6,920				6,920	
6,147			2,009	4,138	
14,828			4,195	10,633	
526,069	11,701	1,509,627	1,400,733	623,262	-

SUPPLEMENTARY NOTE for the year ended 31 March 2005 (continued)**ANALYSIS OF RECEIPTS AND DISBURSEMENTS IN RESPECT OF PROJECTS (unaudited)**

Project	Funded by	brought forward
Children's Development		
Substance Misuse Education for Young People in Custody	Youth Justice Board	
Teenage Pregnancy Strategy		
- West Midlands	Department of Health	
Volatile Substance Abuse	Department of Health	
- Publications	Various	
Wellbeing, Creativity and Care	Department for Education and Skills	
	Department of Health	
Young People Participating in Policy	Department of Health	
	Department for Education and Skills	
	Home Office	
Young TransNet	Department for Transport	
	Sainsbury Family Charitable Trusts	
	Rees Jeffreys Road Fund	
- 16 plus survey	Rees Jeffreys Road Fund	
- Virtual Field Trip	Institute of Civil Engineers	
Policy and Innovation		
All Party Parliamentary Group - a history	British Land Company plc	
Black and Minority Ethnic Communities work	City Parochial Foundation	
Chant	Omega Foundation	
	Various	
Child Impact Assessment	Nuffield Foundation	
Early Childhood Unit	Department for Education and Skills	
	British Council	
Early Childhood Education Forum	Various	
4 Nations Child Policy Network - supporting and informing the Children's Voluntary Sector across the UK	Big Lottery (was Community Fund)	
	Department for Education and Skills	
Healthy Eating	Department for Education and Skills	
Integrated Workforce	Department for Education and Skills	
Involving Children and Young People	Royal College of Paediatrics	
Parental Community Support Materials	Department for Education and Skills	
Participation Practice Centre	Department for Education and Skills	
SENDA	Department for Education and Skills	
Young Offenders are Children Too (SHAPE)	Esmee Fairbairn Foundation	
Research		
Child and Adolescent Self-Harm in Europe	European Commission Daphne Programme	
Diabetes in Adolescence	Big Lottery (was Community Fund)	
Guides for Looked After Children	Social Education Trust	
Meeting Medical Needs in Mainstream Education	Community Fund	
Northern Ireland projects	Northern Ireland Health and Social Services	
	Voice for the Child in Care	
	Other	
Staff Morale in Residential Care	Social Education Trust	
- Northern Ireland	Social Education Trust	
Taking Care in Education - Evaluation	Gatsby Charitable Foundation	
West Sussex EYE	West Sussex Council	
Why listen? Evidence based practice for Children's participation	Department for Education and Skills	
Other work	Various	

carried forward

National Children's Bureau

Funding balances 31 March 2004	Grants due 31 March 2004	Receipts	Expenditure and transfer	Funding balances 31 March 2005	Grants due 31 March 2005
£	£	£	£	£	£
526,069	11,701	1,509,627	1,400,733	623,262	-
-		41,649	26,605	15,044	
1,782		8,336	5,400	4,718	
19,361			9,480	9,881	
4,070				4,070	
-		25,500	11,655	13,845	
28,611			28,611	-	
5,339			296	5,043	
5,339			296	5,043	
5,339			296	5,043	
-		57,500	57,500	-	
24,622			12,879	11,743	
6,443			3,219	3,224	
3,875		3,875	2,083	5,667	
6,250			1,680	4,570	
-		2,000		2,000	
867		5,000	3,867	2,000	
1,829				1,829	
1,400			639	761	
-		17,937	17,937	-	
38,985		60,692	99,677	-	
-			6,259	6,259	
2,000		50	2,050	-	
25,108		57,707	81,995	820	
-		38,000	20,618	17,382	
-		56,150	39,744	16,406	
-		88,144	85,516	2,628	
-	404	5,643	5,239	-	
-		15,514	4,809	10,705	
-		282,408	182,765	99,643	
33,977			23,307	10,670	
20,777			20,777	-	
	70,548	37,002	1,895		35,441
1,757			44	1,713	
11,002			11,002	-	
-		64,230	93,090		28,860
9,500			9,500	-	
-		6,000	6,000	-	
1,000		2,000	3,000	-	
599			599	-	
9,969			9,969	-	
4,989		114,000	105,213	13,776	
25,579		48,000	68,470	5,109	
321			213	108	
307				307	
827,066	82,653	2,546,964	2,464,927	897,010	70,560

SUPPLEMENTARY NOTE for the year ended 31 March 2005 (continued)**ANALYSIS OF RECEIPTS AND DISBURSEMENTS IN RESPECT OF PROJECTS (unaudited)**

Project	Funded by	brought forward
Social Inclusion		
Accessibility Planning	Department for Education and Skills	
- Early Years	Department for Education and Skills	
Asylum and Refugee Children	Department for Education and Skills	
Black and Ethnic Minority Disabled Children	Department for Education and Skills	
Building Local Refocusing of Child Care Practice and Informing the National Agenda	Local Authorities	
Building Resilience in Families Under Stress	Department for Education and Skills	
Care Planning Systems	Department of Health	
	Department for Education and Skills	
- Wales	National Assembly for Wales	
Changing Children, Changing Services	Department of Health	
	Department for Education and Skills	
Children of Drug Misusing Parents	Department of Health	
	Local Authorities	
Children's Residential Standards	Department of Health	
	Department for Education and Skills	
Children with HIV and AIDS Network	Department of Health	
	Various	
Communication: A Two-Way Process	Department for Education and Skills	
	Various	
Corporate Parenting	Department for Education and Skills	
Council for Disabled Children	Department for Education and Skills	
	Various	
- Disabled Childrens Standard of NSF seminars	Department for Education and Skills	
- Getting a Life	Charity Projects Limited	
	The Diana, Princess of Wales Memorial Fund	
	Other	
- Help Starts Here	Various	
- Special Needs Consortium	New Philanthropy Capital - Anonymous donor	
	Various	
- Training Pack for Independent Parental Supporters	Department for Education and Skills	
Hospital and Social Services Interface	Department of Health	
Looked After Children /Young Offenders Institutions	Department for Education and Skills	
Making Choices: Peer Mediation and Conflict Resolution	Bridge House Trust	
Momentum - National Centre for Residential Childcare	Social Education Trust	
National Parent Partnership Network	Department for Education and Skills	
Peer Support and Parenting Programme	Department for Education and Skills	
Promoting Flexible Services	Department of Health	
Putting Analysis into Assessment	Department of Health	
	Department for Education and Skills	
	Local authorities	
Refugee and Asylum Seekers Education	Lloyds TSB Foundation	
Residential Child Care Development	Gatsby Charitable Foundation and others	
Residential Special Schools	Department for Education and Skills	
Supporting Development of the National Service Framework	Department of Health	
Supporting the Implementation of Integrated Children's System	Department of Health	
Trusts and Disabled Children	Department for Education and Skills	
Young People Shaping Communities	Bridge House Estates Trust Fund and others	
Other work	Various	
Strategy and Communication		
Children's Play Information Service	Department for Culture, Media and Sport	
NCB-wide and other projects		
Rolling Programme	Gatsby Charitable Foundation	
Other work	Various	

Grants receivable movement

National Children's Bureau

Funding balances 31 March 2004	Grants due 31 March 2004	Receipts	Expenditure and transfer	Funding balances 31 March 2005	Grants due 31 March 2005
£	£	£	£	£	£
827,066	82,653	2,546,964	2,464,927	897,010	70,560
12,233		29,428	39,164	2,497	
10,000		18,651	28,635	16	
-		15,000	27,380		12,380
-		36,358	35,441	917	
1,914			1,914	-	
-		34,166	5,924	28,242	
55,704			53,829	1,875	
-		17,500	-	17,500	
4,113		26,000	18,782	11,331	
3,000			3,000	-	
-		16,000	8,500	7,500	
-		40,000	40,000	-	
6,842			3,347	3,495	
5,343			5,343	-	
-		29,931	25,500	4,431	
29,068		38,000	47,255	19,813	
8,800		4,000		12,800	
-		8,250	16,103		7,853
-		17,700	4,873	12,827	
-		33,225	18,999	14,226	
-		114,450	114,450	-	
-		500	500	-	
-		100,000	60,000	40,000	
-		30,889		30,889	
36,457		46,334	27,973	54,818	
-		1,250		1,250	
3,695				3,695	
-		45,000		45,000	
12,144		1,750	2,338	11,556	
18,912				18,912	
-		9,550	5,426	4,124	
27,855			16,642	11,213	
-			4,762		4,762
7,963		13,250	21,213	-	
13,913		94,919	97,451	11,381	
3,645			3,645	-	
5,965			5,965	-	
1,893			1,893	-	
-		61,000	45,429	15,571	
10,000		10,000		20,000	
16,557			2,944	13,613	
17,462		-	3,450	14,012	
43,695			43,695	-	
6,592			6,592	-	
43,000			20,424	22,576	
-		53,936	49,815	4,121	
2,000			2,000	-	
4,400		2,500		6,900	
889		39,824	40,260	453	
69,752		1,639,000	1,607,750	101,002	
3,324			-	3,324	
	82,653	5,175,325			95,555
	(82,653)	12,902			(95,555)
1,314,196		5,188,227	5,033,533	1,468,890	