

Registration number: 00094531

Guardian Media Group plc

Annual Report and Consolidated Financial Statements

for the year ended 3 April 2016



FRIDAY



A5C9R9CQ

A05

29/07/2016

#156

COMPANIES HOUSE

Guardian Media Group plc

Contents

Company Information	1
Strategic Report	2 to 4
Directors' Report	5 to 6
Statement of Directors' Responsibilities	7
Independent Auditors' Report to the members of Guardian Media Group plc	8 to 9
Consolidated Income Statement	10
Consolidated Statement of Comprehensive Income	11
Consolidated Statement of Financial Position	12 to 13
Consolidated Statement of Changes in Equity	14
Consolidated Statement of Cash Flows	15
Notes to the Financial Statements	16 to 56
Company Financial Statements of Guardian Media Group plc	57
Independent Auditors' Report on the Company Financial Statements	58 to 59
Company Balance Sheet	60
Company Statement of Changes in Equity	61
Notes to the Company Financial Statements	62 to 75

Guardian Media Group plc

Company Information

Chairman	Neil Berkett
Chief executive	David Pemsel
Directors	Neil Berkett David Pemsel Katherine Viner Richard Kerr Nick Backhouse Ronan Dunne Judy Gibbons Nigel Morris John Paton Jennifer Duvalier Baroness Gail Rebuck Jimmy Wales
Company secretary	Philip Tranter
Registered office	PO Box 68164 Kings Place 90 York Way London N1P 2AP
Solicitors	Freshfields Bruckhaus Deringer LLP 65 Fleet Street London EC4Y 1HS
Bankers	The Royal Bank of Scotland plc Corporate and Institutional Banking 135 Bishopsgate London EC2M 3UR
Independent auditors	PricewaterhouseCoopers LLP Chartered Accountants and Statutory Auditors 1 Embankment Place London WC2N 6RH

Guardian Media Group plc

Strategic Report

The directors present their strategic report, the report of the directors and the audited financial statements for the Group, comprising the Guardian Media Group plc (the "Company") and its subsidiaries, joint ventures and associate investments ("the Group"), for the year ended 3 April 2016.

Activities and business review

Guardian Media Group plc (GMG) is the parent company of Guardian News & Media Limited (GNM), publisher of theguardian.com, one of the world's leading news websites, and the Guardian and Observer newspapers.

The Group has a portfolio of investments which provide financial security for the Guardian and exist to fund and support its journalism. The investment assets include shares in the UK listed company Ascential plc, an endowment fund and other interests.

GMG's sole shareholder is The Scott Trust Limited, whose core purpose is to secure the financial and editorial independence of the Guardian in perpetuity.

Further information on the activities of the Group can be found on the Guardian Media Group website: www.gmgplc.co.uk.

Strategy and future outlook

Over the next three years, the Group's strategy will focus on a growing and far deeper set of relationships with our audience that will result in a reimagining of our journalism, a sustainable business model and a newly-focused digital organisation that reflects our independence and our mission. This will include enhancing the Guardian's membership offering, international growth in the US and Australia and better data management.

Against the backdrop of a volatile market, the Group is taking action to boost revenues and reduce its cost-base in order to safeguard Guardian journalism in perpetuity. The Group is planning to cut 250 jobs and to restructure the less profitable parts of the company in a bid to break even within three years and support future growth.

Over the last few years the Group's strategy has been to focus very clearly on the core GNM business. As a result, the Group disposed of its shareholdings in other non-core assets in the GMG portfolio and invested the proceeds in the endowment fund, which is invested for the long-term to secure the future of the Guardian.

Consistent with that policy, Ascential plc (formerly Top Right Group), in which the Group had a substantial shareholding, listed on the main market of the London Stock Exchange as a publicly-traded business on 9 February 2016.

Principal risks and uncertainties

The Group operates in a challenging sector which is experiencing both structural and cyclical changes. There is an accelerating rate of migration from print to online, and from desktop browser to mobile consumption of news, with resultant revenue implications for both print and digital business models. To mitigate this risk the Group continues to invest in a transformation programme to develop its portfolio of digital products, its international reach and to grow additional revenues from membership.

Given the size of the endowment fund and its importance to the sustainability of GMG, the risk of recession or poor return on investment has a material impact on liquidity and future funding for the Group. To mitigate this, the Group has invested in diversified medium and long term focussed investments managed by a number of specialist fund managers and monitored and overseen by an Investment Committee.

The Group is at risk of suffering significant business interruption as a result of a security vulnerability, cyber attack or breach of privacy. Mitigations to these risks include experienced information security and data protection teams, robust policies and procedures and mature incident management plans.

The Group depends on a strong brand. Any failure to maintain, protect and strengthen the brand would reduce the Group's ability to retain or grow its business. To mitigate this risk the Group adheres to comprehensive editorial and commercial legal policies and procedures and has a strong communications team operating throughout the business.

Guardian Media Group plc

Strategic Report

Operating and financial performance

The results for the Group are set out in the consolidated income statement on page 10.

The current financial year is a 53 week period (2015: 52 weeks).

Key indicators of financial performance are:

	2016 £ m	2015 £ m
Revenue	209.5	217.5
Digital revenue	81.9	83.8
EBITDA before exceptional items	(68.7)	(39.8)
Loss before tax before exceptional items	(68.7)	(14.7)
Loss before tax including exceptional items	(173.0)	(17.6)
Cash and endowment fund	<u>765.0</u>	<u>838.3</u>

Group revenue decreased (3.7)% to £209.5 million (2015 £217.5 million) as declines in UK print and digital advertising revenues proved greater than revenue growth from the membership offering, the US and Australia.

Group digital revenue for the year decreased by (2.3)% to £81.9 million (2015 £83.8 million) with digital growth in the US and Australia offset by digital advertising decline in the UK.

Earnings before interest, taxation, depreciation and amortisation (EBITDA) loss before exceptional items was £(68.7) million (2015 £(39.8) million). EBITDA before exceptionals is considered a KPI as it is used by management to evaluate the underlying trading performance of the Group.

Group loss before taxation for the year was £(173.0) million (2015 £(17.6) million). This includes exceptional restructuring costs and other one-off GNM costs totalling £(20.6) million (2015 £(2.9) million) and a net loss of £(83.7) million on the restructuring of the Group's investments in joint ventures and associates. This restructuring mainly comprises the loss on disposal of the Ascential joint venture £(110.7) million less the gain on fair value of Ascential from the date of Initial Public Offering (IPO) £27.0 million.

On the IPO of Ascential plc on 9 February 2016, the Group's shareholding decreased from 33.1% to 22.4%.

Taxation

Guardian Media Group has business operations in the UK, US and Australia. The Group's assets are held entirely by companies in these countries and are fully subject to prevailing tax laws and regulations.

The £7.3 million tax charge for the year (2015 £7.4 million credit) includes a £2.4 million charge (2015 £7.3 million credit) before exceptional items and a £4.9 million charge (2015 £0.1 million credit) on exceptional items.

The deferred tax liability on future taxable gains on held for sale financial assets has reduced in the year resulting in a tax credit recognised in other comprehensive income. The corresponding deferred tax asset on losses and capital allowances has therefore been impaired resulting in a tax charge in the income statement. A further deferred tax charge has been accounted for in the income statement on the future taxable gain on the investment in Ascential plc which is recorded as exceptional.

The net deferred tax asset in the balance sheet is £nil (2015 £nil).

Cash flow

Cash used in operations was £72.2 million (2015 £54.8 million). Net cash flows from investing activities was £94.8 million (2015 £574.4 million cash used in investing activities as cash received from the sale of Trader Media Group in 2014 was invested into the endowment fund in 2015). Other inflows and outflows are detailed in the consolidated statement of cash flows on page 15.

Guardian Media Group plc

Strategic Report

Cash and endowment fund

GMG has an endowment fund consisting of diversified medium and long term focussed investments managed by a number of specialist fund managers. The investments include global and emerging markets equity, fixed income, hedge funds and private equity and venture capital funds. Whilst the investments are a mixture of UK and non-UK assets, they are all held by Guardian Media Group plc, a UK tax resident company which is fully subject to UK tax laws and regulations on the income and realised gains arising from all the investments held.

The combined value of the cash and endowment fund decreased from £838.3 million to £765.0 million, due to withdrawals to fund cash used in operations and fair value losses due to market conditions.

The total of the Group's results attributable to the endowment fund, being all endowment fund items in the income statement and statement of comprehensive income, was a £(23.8) million loss (2015 £54.9 million gain).


Other balance sheet items

The Group had net assets of £898.3 million at 3 April 2016 (2015 £1,107.7 million).

Leasing facilities totalling £33.7 million (2015 £40.3 million) are in place, the majority of which relate to GNM printing presses. All leases have a fixed interest rate for their entire life.

Provisions of £26.5 million at 3 April 2016 (2015 £8.0 million) include £17.7 million relating to restructuring costs (2015 £0.4 million).

On behalf of the Board



Richard Kerr
Director

29 June 2016

Guardian Media Group plc
Registered in England and Wales No.00094531

Guardian Media Group plc

Directors' Report

The directors present their report and the consolidated financial statements for the year ended 3 April 2016.

Employee involvement

The Company systematically provides employees with information on matters of concern to them, consulting them or their representatives regularly, so that their views can be taken into account when making decisions that are likely to affect their interests. Employee involvement in the Company is encouraged, as achieving a common awareness on the part of all employees of the financial and economic factors affecting the Company plays a major role in maintaining it. The Company encourages the involvement of employees by means of regular communication programmes to the Company as a whole delivered by senior management, frequent internal e-mail and intranet updates and an annual all staff financial results briefing.

The Company is committed to employment policies, which follow best practice, based on equal opportunities for all employees, irrespective of sex, race, colour, disability or marital status. The Company gives full and fair consideration to applications for employment from disabled persons, having regard to their particular aptitudes and abilities. Appropriate arrangements are made for the continued employment and training, career development and promotion of disabled persons employed by the Company. If members of staff become disabled the Company continues employment, either in the same or an alternative position, with appropriate retraining being given if necessary.

Ownership

Guardian Media Group plc is a public limited company incorporated in the England and Wales and all the ordinary shares are owned by The Scott Trust Limited. The Company is domiciled in the United Kingdom and its registered address is PO Box 68164, Kings Place, 90 York Way, London N1P 2AP.

Directors of the group

The directors who held office during the period were as follows:

Neil Berkett - Chairman

David Pemsel - Chief executive (appointed 1 July 2015)

Katherine Viner (appointed 1 June 2015)

Nick Backhouse

Ronan Dunne

Judy Gibbons

Nigel Morris

John Paton

Jennifer Duvalier

Baroness Gail Rebusk (appointed 27 January 2016)

Jimmy Wales (appointed 27 January 2016)

Alan Rusbridger (resigned 1 June 2015)

Brent Hoberman (resigned 5 November 2015)

Andrew Miller (resigned 30 June 2015)

Darren Singer (resigned 23 October 2015)

The following director was appointed after the period end:

Richard Kerr (appointed 18 May 2016)

No director had any material transactions with the Group other than those set out in note 10 and note 30.

Guardian Media Group plc

Directors' Report

Dividends

On 16 March 2016 the GMG plc board declared a dividend of 44.4p (2015: 38.9p) per share on the ordinary share capital amounting to £400,000 (2015: £350,000) which was paid to The Scott Trust Limited on 16 March 2016.

Corporate governance

The Group's statement on corporate governance can be found on the Guardian Media Group website: www.gmgplc.co.uk.

Disclosure of information to the auditors

In accordance with section 418 of the Companies Act 2006, each person who is director at the date of approval of this report confirms that:

- so far as he or she is aware, there is no relevant audit information of which the Company's auditors are unaware;
- each director has taken all the steps that he or she ought to have taken as a director in order to make himself or herself aware of any relevant audit information and to establish that the Company's auditors are aware of that information.

Going concern

The financial position of the Group, its cash flows and liquidity position are described in the strategic report on page 2.

In addition, note 4 to the financial statements includes the Group's objectives, policies and processes for managing its capital; its financial risk management objectives; details of its financial instruments and hedging activities; and its exposure to credit risk, liquidity risk price risk and cash flow risk.

After making enquiries, the directors have a reasonable expectation that the Group and the Company have adequate resources to continue in operational existence for the foreseeable future. Accordingly, they continue to adopt the going concern basis in preparing the Annual Report and Financial Statements.

Events after the reporting year

Details of events after the reporting year are given in note 28 on page 49.

Future developments

Future developments have been discussed in the strategic report on page 2.

On behalf of the Board



Richard Kerr
Director

29 June 2016

Guardian Media Group plc
Registered in England and Wales No.00094531

Guardian Media Group plc

Statement of Directors' Responsibilities

The directors are responsible for preparing the Annual Report and the financial statements in accordance with applicable law and regulations.

Company law requires the directors to prepare financial statements for each financial year. Under that law the directors have prepared the group financial statements in accordance with International Financial Reporting Standards (IFRSs) as adopted by the European Union, and the parent company financial statements in accordance with United Kingdom Generally Accepted Accounting Practice (United Kingdom Accounting Standards, comprising Financial Reporting Standard 101 Reduced Disclosure Framework (FRS 101), and applicable law). Under company law the directors must not approve the financial statements unless they are satisfied that they give a true and fair view of the state of affairs of the group and company and of the profit or loss of the group for that period. In preparing these financial statements, the directors are required to:

- select suitable accounting policies and apply them consistently;
- make judgements and accounting estimates that are reasonable and prudent;
- state whether IFRSs as adopted by the European Union and applicable UK Accounting Standards comprising FRS 101 have been followed, subject to any material departures disclosed and explained in the group and parent company financial statements respectively; and
- prepare the financial statements on the going concern basis unless it is inappropriate to presume that the company will continue in business.

The directors are responsible for keeping adequate accounting records that are sufficient to show and explain the group's and the company's transactions and disclose with reasonable accuracy at any time the financial position of the group and the company and enable them to ensure that the financial statements comply with the Companies Act 2006. They are also responsible for safeguarding the assets of the group and the company and hence for taking reasonable steps for the prevention and detection of fraud and other irregularities.

The directors are responsible for the maintenance and integrity of the corporate and financial information included on the company's website. Legislation in the United Kingdom governing the preparation and dissemination of financial statements may differ from legislation in other jurisdictions:

Guardian Media Group plc

Independent Auditors' Report to the members of Guardian Media Group plc

Report on the group financial statements

Our opinion

In our opinion Guardian Media Group plc's group financial statements (the "financial statements"):

- give a true and fair view of the state of the group's affairs as at 3 April 2016 and of its loss and cash flows for the year then ended;
- have been properly prepared in accordance with International Financial Reporting Standards ("IFRSs") as adopted by the European Union; and
- have been prepared in accordance with the requirements of the Companies Act 2006.

What we have audited

The financial statements, included within the Annual Report and Financial Statements (the "Annual Report"), comprise:

- the consolidated statement of financial position as at 3 April 2016
- the consolidated income statement and consolidated statement of comprehensive income for the year then ended;
- the consolidated statement of cash flows for the year then ended;
- the consolidated statement of changes in equity for the year then ended; and
- the notes to the financial statements, which include a summary of significant accounting policies and other explanatory information.

The financial reporting framework that has been applied in the preparation of the financial statements is IFRSs as adopted by the European Union, and applicable law.

In applying the financial reporting framework, the directors have made a number of subjective judgements, for example in respect of significant accounting estimates. In making such estimates, they have made assumptions and considered future events.

Opinion on other matter prescribed by the Companies Act 2006

In our opinion the information given in the Strategic Report and Directors' Report for the financial year for which the financial statements are prepared is consistent with the financial statements.

Other matters on which we are required to report by exception

Adequacy of accounting records and information and explanations received

Under the Companies Act 2006 we are required to report to you if, in our opinion, we have not received all the information and explanations we require for our audit. We have no exceptions to report arising from this responsibility.

Directors' remuneration

Under the Companies Act 2006 we are required to report to you if, in our opinion, certain disclosures of directors' remuneration specified by law are not made. We have no exceptions to report arising from this responsibility.

Guardian Media Group plc

Independent Auditors' Report to the members of Guardian Media Group plc

Responsibilities for the financial statements and the audit

Our responsibilities and those of the directors

As explained more fully in the Statement of Directors' Responsibilities (set out on page 7), the directors are responsible for the preparation of the financial statements and for being satisfied that they give a true and fair view.

Our responsibility is to audit and express an opinion on the financial statements in accordance with applicable law and International Standards on Auditing (UK and Ireland) ("ISAs (UK & Ireland)"). Those standards require us to comply with the Auditing Practices Board's (APB's) Ethical Standards for Auditors.

This report, including the opinions, has been prepared for and only for the Group's members as a body in accordance with Chapter 3 of Part 16 of the Companies Act 2006 and for no other purpose. We do not, in giving these opinions, accept or assume responsibility for any other purpose or to any other person to whom this report is shown or into whose hands it may come save where expressly agreed by our prior consent in writing.

What an audit of the financial statements involves

We conducted our audit in accordance with ISAs (UK & Ireland). An audit involves obtaining evidence about the amounts and disclosures in the financial statements sufficient to give reasonable assurance that the financial statements are free from material misstatement, whether caused by fraud or error. This includes an assessment of:

- whether the accounting policies are appropriate to the company's circumstances and have been consistently applied and adequately disclosed;
- the reasonableness of significant accounting estimates made by the directors; and
- the overall presentation of the financial statements.

We primarily focus our work in these areas by assessing the directors' judgements against available evidence, forming our own judgements, and evaluating the disclosures in the financial statements.

We test and examine information, using sampling and other auditing techniques, to the extent we consider necessary to provide a reasonable basis for us to draw conclusions. We obtain audit evidence through testing the effectiveness of controls, substantive procedures or a combination of both.

In addition, we read all the financial and non-financial information in the Annual Report to identify material inconsistencies with the audited financial statements and to identify any information that is apparently materially incorrect based on, or materially inconsistent with, the knowledge acquired by us in the course of performing the audit. If we become aware of any apparent material misstatements or inconsistencies we consider the implications for our report.

Other matter

We have reported separately on the parent company financial statements of Guardian Media Group plc for the year ended 3 April 2016.



.....
Samuel Tomlinson (Senior Statutory Auditor)
For and on behalf of PricewaterhouseCoopers LLP
Chartered Accountants and Statutory Auditors
London

29 June 2016

Guardian Media Group plc

Consolidated Income Statement for the year ended 3 April 2016

	Note	2016 Before exceptional items £ m	2016 Exceptional items £ m	2016 Total £ m	2015 Before exceptional items £ m	2015 Exceptional items £ m	2015 Total £ m
Continuing Operations							
Revenue	5	209.5	-	209.5	217.5	-	217.5
Operating costs (excluding depreciation and amortisation)	6	(278.2)	(20.6)	(298.8)	(257.3)	(2.9)	(260.2)
EBITDA		(68.7)	(20.6)	(89.3)	(39.8)	(2.9)	(42.7)
Depreciation and amortisation	6	(11.1)	-	(11.1)	(5.5)	-	(5.5)
Operating loss		(79.8)	(20.6)	(100.4)	(45.3)	(2.9)	(48.2)
Finance income		17.7	-	17.7	61.2	-	61.2
Finance costs		(9.8)	-	(9.8)	(10.4)	-	(10.4)
Net finance income	11	7.9	-	7.9	50.8	-	50.8
Other gains and losses	7	10.7	27.0	37.7	12.2	-	12.2
Share of loss of equity investments in joint ventures and associates	16	(7.5)	-	(7.5)	(32.4)	-	(32.4)
Loss from disposals of investments in joint ventures and associates	8	-	(110.7)	(110.7)	-	-	-
Loss before tax		(68.7)	(104.3)	(173.0)	(14.7)	(2.9)	(17.6)
Income tax (expense)/credit	12	(2.4)	(4.9)	(7.3)	7.3	0.1	7.4
Loss for the period		(71.1)	(109.2)	(180.3)	(7.4)	(2.8)	(10.2)

The above results were derived from continuing operations.

Guardian Media Group plc

Consolidated Statement of Comprehensive Income for the year ended 3 April 2016

	Note	2016 £ m	2015 £ m
Loss for the period		<u>(180.3)</u>	<u>(10.2)</u>
Items that will not be reclassified subsequently to profit or loss			
Actuarial loss on defined benefit pension schemes before tax	29	(2.7)	(4.3)
Income tax effect	12	<u>0.5</u>	<u>0.9</u>
		<u>(2.2)</u>	<u>(3.4)</u>
Items that may be reclassified subsequently to profit or loss			
(Loss)/gain revaluation of available for sale financial assets before tax		(31.4)	51.8
Income tax effect		6.7	(15.1)
Foreign currency translation (losses)/gains		(0.3)	1.0
Share of associates and joint ventures other comprehensive (expense)/income before tax		<u>(1.5)</u>	<u>2.5</u>
		<u>(26.5)</u>	<u>40.2</u>
Total comprehensive (expense)/income for the period		<u>(209.0)</u>	<u>26.6</u>

The notes on pages 16 to 56 form an integral part of these financial statements.

Guardian Media Group plc

(Registration number: 00094531)

Consolidated Statement of Financial Position as at 3 April 2016

	Note	2016 £ m	2015 £ m
Assets			
Non-current assets			
Property, plant and equipment	15	14.4	17.8
Intangible assets	14	2.3	4.0
Investments in joint ventures	16	-	319.0
Investments in associates	16	206.2	3.3
Other financial assets	13	1.6	2.2
Available for sale financial assets	13	612.5	634.9
Retirement benefit assets	29	-	2.3
		<u>837.0</u>	<u>983.5</u>
Current assets			
Inventories	17	0.9	1.1
Trade and other receivables	18	45.0	47.4
Cash and cash equivalents	19	62.2	46.5
Other current financial assets	13	<u>96.3</u>	<u>160.5</u>
		<u>204.4</u>	<u>255.5</u>
Liabilities			
Current liabilities			
Trade and other payables	22	49.7	52.7
Loans and borrowings	20	6.9	6.6
Income tax liability	12	-	0.2
Other current financial liabilities	13	6.0	3.6
Provisions	23	<u>21.4</u>	<u>1.4</u>
		<u>84.0</u>	<u>64.5</u>
Net current assets		<u>120.4</u>	<u>191.0</u>
Total assets less current liabilities		<u>957.4</u>	<u>1,174.5</u>
Non-current liabilities			
Loans and borrowings	20	40.0	44.4
Retirement benefit obligations	29	0.6	2.1
Provisions	23	5.1	6.6
Other non-current financial liabilities	24	<u>13.4</u>	<u>13.7</u>
		<u>59.1</u>	<u>66.8</u>
Net assets		<u>898.3</u>	<u>1,107.7</u>

The notes on pages 16 to 56 form an integral part of these financial statements.

Guardian Media Group plc

(Registration number: 00094531)

Consolidated Statement of Financial Position as at 3 April 2016


	Note	2016 £ m	2015 £ m
Equity			
Share capital	25	0.9	0.9
Revaluation reserve		0.7	0.7
Other reserves		0.1	0.1
Retained earnings		896.6	1,106.0
Equity attributable to owners of the company		<u>898.3</u>	<u>1,107.7</u>

Approved by the Board on 29 June 2016 and signed on its behalf by:



Neil Berkett

Chairman



Richard Kerr

Director

Guardian Media Group plc

Company Registration Number 00094531

Guardian Media Group plc

Consolidated Statement of Changes in Equity for the year ended 3 April 2016

	Share capital £ m	Revaluation reserve £ m	Other reserves £ m	Retained earnings £ m	Total equity £ m
At 30 March 2015	0.9	0.7	0.1	1,106.0	1,107.7
Loss for the period	-	-	-	(180.3)	(180.3)
Other comprehensive income	-	-	-	(28.7)	(28.7)
Total comprehensive income	-	-	-	(209.0)	(209.0)
Dividends	-	-	-	(0.4)	(0.4)
At 3 April 2016	0.9	0.7	0.1	896.6	898.3

	Share capital £ m	Revaluation reserve £ m	Other reserves £ m	Retained earnings £ m	Total equity £ m
At 31 March 2014	0.9	0.7	0.1	1,082.1	1,083.8
Loss for the period	-	-	-	(10.2)	(10.2)
Other comprehensive income	-	-	-	36.8	36.8
Total comprehensive income	-	-	-	26.6	26.6
Dividends	-	-	-	(0.3)	(0.3)
Step change in carrying value of joint venture	-	-	-	(2.4)	(2.4)
At 29 March 2015	0.9	0.7	0.1	1,106.0	1,107.7

The notes on pages 16 to 56 form an integral part of these financial statements.

Guardian Media Group plc

Consolidated Statement of Cash Flows for the year ended 3 April 2016

	Note	2016 £ m	2015 £ m
Cash flows from operating activities			
Cash used in operations	27	(72.2)	(54.8)
Income taxes paid	12	<u>(0.1)</u>	<u>(0.1)</u>
Net cash used in operating activities		<u>(72.3)</u>	<u>(54.9)</u>
Cash flows from investing activities			
Purchase of intangible assets	14	(4.8)	(3.2)
Purchase of property, plant and equipment	15	(3.4)	(4.2)
Proceeds from sale of property, plant and equipment		-	2.0
Proceeds from the sale of trade and assets		-	0.7
Purchase of available for sale financial assets	13	(295.1)	(623.2)
Sale of other available for sale financial assets	13	360.6	52.6
Exchange (loss)/gain on settlement of forward contracts		(0.3)	(4.0)
Interest received		0.2	1.9
Dividends and other income received from unlisted investments		0.8	3.0
Purchase of unlisted investments	13	(1.4)	-
Proceeds from the sale of joint ventures	16	36.1	-
Proceeds from the sale of associates	16	<u>2.1</u>	<u>-</u>
Net cash flows from investing activities		<u>94.8</u>	<u>(574.4)</u>
Cash flows from financing activities			
Finance lease principal payments		(6.5)	(6.4)
Drawdown of external borrowings		0.8	2.4
Interest paid		<u>(1.3)</u>	<u>(1.4)</u>
Net cash flows from financing activities		<u>(7.0)</u>	<u>(5.4)</u>
Net increase/(decrease) in cash and cash equivalents		15.5	(634.7)
Cash and cash equivalents at 30 March		46.5	680.9
Effect of exchange rate fluctuations on cash held		<u>0.2</u>	<u>0.3</u>
Cash and cash equivalents at 3 April	19	<u>62.2</u>	<u>46.5</u>

The notes on pages 16 to 56 form an integral part of these financial statements.

Guardian Media Group plc

Notes to the Financial Statements for the year ended 3 April 2016

1 General information

The company is a public company limited by share capital incorporated and domiciled in England and Wales.

The address of its registered office is:

PO Box 68164
Kings Place
90 York Way
London
N1P 2AP

These financial statements were authorised for issue by the Board on 29 June 2016.

2 Accounting policies

Statement of compliance

The group financial statements have been prepared in accordance with International Financial Reporting Standards and its interpretations adopted by the EU ("adopted IFRS's") and with those parts of the Companies Act 2006 applicable to companies reporting under IFRS.

Summary of significant accounting policies and key accounting estimates

The principal accounting policies applied in the preparation of these financial statements are set out below. These policies have been consistently applied to all the years presented, unless otherwise stated.

Basis of preparation

The consolidated financial statements have been prepared in accordance with International Financial Reporting Standards (IFRS) and IFRS Interpretations Committee (formerly IFRIC) interpretations as adopted for use in the European Union and with those parts of the Companies Act 2006 applicable to companies reporting under IFRS. The consolidated financial statements have been prepared under the historical cost convention as modified by the revaluation of available for sale financial assets, and financial assets and financial liabilities (including derivative financial instruments) at fair value through the consolidated income statement.

Certain prior year comparatives have been re-presented to ensure that the financial information is comparable year-on-year. As these adjustments are not considered to be material, full restatement disclosure has not been made. The re-presentations are the grossing up of foundations grant income of £1.2 million in the consolidated income statement and associated notes and the reallocations of certain balances between trade and other receivables and trade and other payables of £4.0 million. There is no impact on operating profit, profit for the year, net current assets or net assets.

Changes in accounting policy

New standards, amendments and interpretations

No new standards, amendments and interpretations which are effective for the financial year beginning on 30 March 2015 have had a material impact on the group.

Guardian Media Group plc

Notes to the Financial Statements for the year ended 3 April 2016

New standards, amendments and interpretations not yet effective

At the date of authorisation of the financial statements, the following new standards, amendments and interpretations, which have not been applied in these financial statements, were in issue but not yet effective (and in some cases had not yet been adopted by the EU):

IFRS 9 'Financial instruments'

IFRS 9 was published in July 2014 and will be effective for periods beginning on or after 1 January 2018. It is applicable to financial assets and financial liabilities, and covers the classification, measurement, impairment and de-recognition of financial assets and financial liabilities together with a new hedge accounting model.

IFRS 15 'Revenue from Contracts with Customers'

IFRS 15 was published in May 2014 and will be effective for periods beginning on or after 1 January 2018. IFRS 15 sets out the requirements for recognising revenue from contracts with customers. The standard requires entities to apportion revenue earned from contracts to individual promises, or performance obligations, on a relative standalone selling price basis, based on a five-step model.

IFRS 16 'Leases'

IFRS 16 was published in January 2016 and will be effective from 1 April 2019, replacing IAS 17 'Leases' subject to EU endorsement. The standard requires lessees to recognise assets and liabilities for all leases unless the lease term is 12 months or less or the underlying asset is of low value.

The Group is yet to assess the full impact of these standards.

Basis of consolidation

The group financial statements consolidate the financial statements of the company and its subsidiary undertakings drawn up to 3 April 2016. The financial statements of the Group are made up to the Sunday closest to 31 March each year. Consequently, the financial statements for the current year cover the 53 weeks ended 3 April 2016 and for the comparative year cover the 52 weeks ended 29 March 2015, for all Group companies.

Subsidiaries are all entities (including structured entities) over which the group has control. Control is achieved where the company has the power to govern the financial and operating policies of an entity so as to obtain benefits from its activities.

The results of subsidiaries acquired or disposed of during the year are included in the income statement from the effective date of acquisition or up to the effective date of disposal, as appropriate. Where necessary, adjustments are made to the financial statements of subsidiaries to bring their accounting policies into line with those used by the group.

The acquisition method of accounting is used to account for business combinations that result in the acquisition of subsidiaries by the group. The cost of a business combination is measured as the fair value of the assets given, equity instruments issued and liabilities incurred or assumed at the date of exchange, plus costs directly attributable to the business combination. Identifiable assets acquired and liabilities and contingent liabilities assumed in a business combination are measured initially at their fair values at the acquisition date. Any excess of the cost of the business combination over the acquirer's interest in the net fair value of the identifiable assets, liabilities and contingent liabilities recognised is recorded as goodwill.

Inter-company transactions, balances and unrealised gains on transactions between the company and its subsidiaries, which are related parties, are eliminated in full.

Intra-group losses are also eliminated but may indicate an impairment that requires recognition in the consolidated financial statements.

Guardian Media Group plc

Notes to the Financial Statements for the year ended 3 April 2016

Going concern

The directors have a reasonable expectation that the Group has adequate resources in the endowment fund and cash balances held to continue in operational existence for the next year and the foreseeable future. Accordingly, the financial statements are prepared on a going concern basis.

Joint ventures and associates

The group has applied IFRS 11 to all joint arrangements. Under IFRS 11 investments in joint arrangements are classified as either joint operations or joint ventures depending on the contractual rights and obligations each investor. The Company has assessed the nature of its joint arrangements and determined them to be joint ventures.

A company is treated as a joint venture when the Group holds an interest on a long-term basis and jointly controls the company with one or more parties.

A company is treated as an associate when the Group has a significant influence but not control over that company and has the power to participate in its financial and operating policy decisions.

Investments in joint ventures and associates accounted for using the equity method of accounting and are initially recognised at cost. The investments are accounted for as joint ventures from the date at which joint control is established. The Group's investment in joint ventures and associates includes goodwill (net of any impairment) identified on acquisition. The Group's share of post acquisition profits or losses is included in the consolidated income statement. When the Group's share of losses in a joint venture or associate equals or exceeds its interest in the joint venture, including any unsecured receivables, the Group does not recognise further losses, unless it has incurred obligations or made payments on behalf of the undertakings concerned.

Investments in associates held in a manner similar to that of an investment fund are accounted for at fair value through profit or loss.

Where a joint venture or associate has a different year end date to the Group, amounts from the latest audited financial statements are adjusted, using information provided by management, to bring them into line with the Group's year end date. Unrealised gains on transactions between the Group and its joint ventures and associates are eliminated to the extent of the Group's interest in the joint ventures and associates. Unrealised losses are also eliminated unless the transaction provides evidence of an impairment of the asset transferred. If material, adjustments are made to align the accounting policies of joint ventures and associates to those adopted by the Group.

Investments in joint ventures and associates are tested for impairment when there is an indication of impairment and are carried at cost less accumulated impairment losses. Impairment losses are charged to the consolidated income statement. These impairment calculations require the use of estimates and significant management judgement. A description of the key assumptions and sensitivities is included in note 12.

Guardian Media Group plc

Notes to the Financial Statements for the year ended 3 April 2016

Revenue recognition

Revenue represents the fair value of consideration received or receivable for circulation, advertisement and other revenue (net of VAT, trade discounts, volume rebates and anticipated returns). Revenue is recognised when the amount of revenue can be reliably measured and it is probable that future economic benefits will flow to the Group.

Circulation revenue (net of returns) is recognised on publication in revenue in the consolidated income statement and in trade receivables on the consolidated balance sheet.

Subscription revenue is recognised on a straight-line basis over the life of the subscription. Revenue associated with voucher schemes is deferred based on estimated redemption rates and recognised as the vouchers are used or expire.

Print advertising revenue is recognised on publication. Online advertising is recognised as page impressions are served or evenly over the period, depending on the terms of the contract. Income from advance billings is deferred and released to revenue when conditions for its recognition have been fulfilled.

Subscription revenue from the provision of content via digital platforms is recognised gross of platform provider commission when the Group retains decisions over pricing and marketing strategy and is recognised net of platform provider commission when the Group does not retain these.

Marketing services revenue is recognised by stage of completion of the contractual arrangement at the balance sheet date. The stage of completion is determined through an assessment of the costs that have been incurred compared to the total costs required to complete the contract. Income from advance billings is deferred and released to revenue when conditions for its recognition have been fulfilled.

Exceptional items

The separate reporting of non-recurring exceptional items helps provide an indication of the Group's underlying business performance. The principal items which are included as exceptional items are the costs of significant restructuring and losses on disposal of the joint venture investment in Ascential plc and its subsequent share price movement.

Finance income and costs policy

Income from bank and short-term deposits is included in the financial statements when receivable using the effective interest method.

Interest receivable from joint venture is recognised in the financial statements when receivable using the coupon rate on the preference shares. Interest is compounded annually.

Dividends receivable are recognised in the financial statements when the shareholder's right to receive payment is established.

Guardian Media Group plc

Notes to the Financial Statements for the year ended 3 April 2016

Foreign currency transactions and balances

The financial statements are presented in Sterling, which is the functional and presentational currency of the parent company, Guardian Media Group plc.

The results and financial position of all Group entities (none of which has the currency of a hyperinflationary economy) that have a functional currency other than Sterling are translated into Sterling as follows:

- assets and liabilities denominated in foreign currency are translated at the rate of exchange ruling at the year end;
- income and expense items of overseas subsidiaries are translated at the average rate of exchange for the financial year; and
- differences arising on retranslation of the net investment in overseas subsidiaries are recognised in other comprehensive income. The Group treats specific inter-company loan balances, which are not intended to be repaid in the foreseeable future, as part of its net investment.

Monetary assets and liabilities expressed in foreign currencies are translated into Sterling at market forward exchange rates at the balance sheet date. Transactions in foreign currency are converted to Sterling at the rate ruling at the date of the transaction or, where forward foreign currency contracts have been taken out, at contractual rates.

Tax

The tax expense for the period comprises current and deferred tax. Tax is recognised in the consolidated income statement, except to the extent that it relates to items recognised in other comprehensive income or directly in equity. In this case, the tax is also recognised in other comprehensive income or directly in equity, respectively.

The current income tax charge is calculated on the basis of the tax laws enacted or substantively enacted at the balance sheet date in the countries where the Company and its subsidiaries operate and generate taxable income. Management periodically evaluates positions taken in tax returns with respect to situations in which applicable tax regulation is subject to interpretation. It establishes provisions where appropriate on the basis of amounts expected to be paid to the tax authorities.

Deferred income tax is recognised, using the liability method, on temporary differences arising between the tax bases of assets and liabilities and their carrying amounts in the consolidated financial statements. Deferred income tax is determined using tax rates (and laws) that have been enacted or substantively enacted by the balance sheet date and are expected to apply when the related deferred income tax asset is realised or the deferred income tax liability is settled. Deferred tax liabilities are not recognised if they arise from the initial recognition of goodwill; deferred income tax is also not accounted for if it arises from initial recognition of an asset or liability in a transaction other than a business combination that at the time of the transaction affects neither accounting nor taxable profit or loss.

Deferred income tax assets are recognised only to the extent that it is probable that future taxable profits will be available against which the temporary differences can be utilised.

Deferred income tax is provided on temporary differences arising on investments in subsidiaries and associates, except for deferred income tax liability where the timing of the reversal of the temporary difference is controlled by the Group and it is probable that the temporary difference will not reverse in the foreseeable future.

Deferred income tax assets and liabilities are offset when there is a legally enforceable right to offset current tax assets against current tax liabilities and when the deferred income taxes assets and liabilities relate to income taxes levied by the same taxation authority on either the same taxable entity or different taxable entities where there is an intention to settle the balances on a net basis.

Deferred tax assets and liabilities require management judgement in determining the amounts to be recognised. In particular, significant judgement is used when assessing the extent to which deferred tax assets should be recognised with consideration given to the timing and level of future taxable income together with any future tax planning strategies.

Guardian Media Group plc

Notes to the Financial Statements for the year ended 3 April 2016

Property, plant and equipment

All property, plant and equipment is stated at cost less accumulated depreciation and impairment losses. Cost comprises the purchase price of the asset and directly attributable costs in bringing the asset to the location and condition necessary for it to be capable of operating in the manner intended by management.

Land and buildings are written off over their estimated useful lives or 50 years, whichever is the shorter. Freehold land is not depreciated. Depreciation of property, plant and equipment has been calculated to write off original cost by equal instalments over the estimated useful life of the asset concerned. Depreciation is charged to the consolidated income statement on assets from the time they become operational.

The assets' residual values and useful lives are reviewed and adjusted if appropriate, at each balance sheet date. The carrying value of property, plant and equipment is reviewed for impairment if events or changes in circumstances suggest that their carrying amount may not be recoverable. When an impairment review is undertaken, the recoverable amount is calculated as the net present value of expected future cash flows of the relevant cash-generating unit. Impairment amounts are charged to the consolidated income statement.

Assets that are being constructed for future use are classified as assets in the course of construction until such time as they are brought into use by the Group. Assets in the course of construction includes all directly attributable expenditure including borrowing costs. Upon completion the assets are transferred to the appropriate category within property, plant and equipment. No depreciation is charge on these items until after they have been transferred.

Depreciation

The principal annual rates used for depreciation are:

Asset class	Straight line depreciation rate
Plant and vehicles	6.7% - 50%
Fixtures, fittings and equipment	10% - 33%
Land and buildings	2% upwards

Intangible assets

Assets that are subject to amortisation are reviewed for impairment whenever events or changes in circumstances indicate that the carrying amount may not be recoverable. An impairment loss is recognised for the amount by which the asset's carrying amount exceeds its recoverable amount. In calculating value in use, future cash flows are discounted and adjusted for the directors' assessment of risk. The recoverable amount is the higher of an asset's fair value less costs of disposal and value in use. The assessment of the recoverability of other intangible assets and the determination of the amortisation profile involve a significant degree of judgement based on historical trends and management estimation of future potential economic benefits. An incorrect amortisation profile could result in excess amounts being carried forward as intangible assets that would otherwise have been written off to the consolidated income statement in an earlier period.

Internally-generated digital assets

Expenditure on research activities is recognised as an expense in the period in which it is incurred. Website and other digital development costs are capitalised only if all of the following conditions are met: the asset created can be identified; it is probable that the asset created will generate future economic benefits; and the development cost can be measured reliably. Such assets are amortised on a straight-line basis over their useful economic life up to a maximum of two years. Where no asset can be recognised, development expenditure is charged to the consolidated income statement in the period in which it is incurred.

Amortisation

Amortisation is provided on intangible assets so as to write off the cost, less any estimated residual value, over their expected useful economic life as follows:

Asset class	Amortisation method and rate
Internally generated digital assets	straight line over 2 years

Guardian Media Group plc

Notes to the Financial Statements for the year ended 3 April 2016

Endowment fund

Investments in securities are classified on initial recognition as available-for-sale and are carried at fair value, except where their fair value cannot be measured reliably, in which case they are carried at cost, less any impairment.

Unrealised holding gains and losses other than impairments are recognised in other comprehensive income. On maturity or disposal, net gains and losses previously deferred in accumulated other comprehensive income are recognised in income.

Interest income on debt securities, where applicable, is recognised in income using the effective interest method. Dividends on equity securities are recognised in income when receivable.

The endowment fund is accounted for based on information received to 31 March, adjustments are made for material that have occurred between this date and the Group's year end.

Cash and cash equivalents

Cash and cash equivalents includes cash in hand, deposits held on call with banks, other short-term highly liquid investments with original maturities of three months or less, and bank overdrafts. Bank overdrafts are shown net of cash and cash equivalents where the Group has the right of net settlement. Short-term funds that are managed as part of the investment fund and are used solely in the acquisition and redemption of investments are classified as non-current other financial assets - available for sale as management currently has no intention of using them for funding the Group's operations in the next financial year.

Trade receivables

Trade receivables are stated at fair value upon recognition and then amortised cost after provision for bad and doubtful debts. A provision for impairment of trade receivables is established when there is objective evidence that the Group will not be able to collect all amounts due according to the original terms of the receivables. Significant financial difficulties of the debtor and probability that the debtor will enter bankruptcy are considered to be indicators that a trade receivable is impaired. All provisions are reviewed periodically and at the year end are adjusted to reflect the best current estimate.

Inventories

Inventories are stated at the lower of cost and net realisable value. Cost is determined on a weighted average basis.

Trade payables

Trade and other payables are recognised initially at fair value and subsequently measured at amortised cost.

Borrowings

All borrowings are initially recorded at the amount of proceeds received, net of transaction costs. Borrowings are subsequently carried at amortised cost, with the difference between the proceeds, net of transaction costs, and the amount due on redemption being recognised as a charge to the income statement over the period of the relevant borrowing.

Interest expense is recognised on the basis of the effective interest method and is included in finance costs.

Borrowings are classified as current liabilities unless the company has an unconditional right to defer settlement of the liability for at least 12 months after the reporting date.

Guardian Media Group plc

Notes to the Financial Statements for the year ended 3 April 2016

Provisions

A provision is recognised in the financial statements when an obligation exists at the balance sheet date, it is probable that an outflow of resources will be required to settle the obligation and a reliable estimate of that obligation can be made. Where there are a number of similar obligations, the likelihood that an outflow will be required in settlement is determined by considering the class of obligations as a whole. Provisions are discounted where the effect is material.

Contingent liabilities are not recognised, but are disclosed unless an outflow of resources is remote. Contingent assets are not recognised, but are disclosed where an inflow of economic benefit is probable.

Leases

Leases in which the Group assumes substantially all the risks and rewards of ownership are classified as finance leases. Finance leases are capitalised at the lower of the fair value of the asset at the inception of the lease and the present value of minimum lease payments. The equivalent liability is categorised under current and non-current liabilities. Assets are depreciated over the shorter of the lease term and their estimated useful life. Finance charges are allocated to accounting years over the life of each lease to produce a constant rate of interest on the outstanding balance.

Leases in which a significant portion of the risks and rewards of ownership are retained by the lessor are classified as operating leases. Payments made under operating leases are charged to the consolidated income statement on a straight-line basis over the period of the lease. Incentives received are recorded as an accrual and spread over the term of the lease on a straightline basis.

Share capital

Ordinary shares are classified as equity.

Dividends

Dividend distribution to the company's shareholders is recognised as a liability in the company's financial statements in the period in which the dividends are approved by the company's shareholders.

Defined contribution pension obligation

All of the Group's employees are eligible for membership of a defined contribution pension scheme and of those eligible more than 99% are members of that scheme. The costs in respect of this scheme are charged to the consolidated income statement as incurred.

Defined benefit pension obligation

The Group contributes to a small number of closed defined benefit pension schemes. The operating and financing costs of such schemes are recognised in the consolidated income statement. Service costs and financing costs are recognised in the periods in which they arise. Finance costs are included in operating costs. Actuarial gains or losses in respect of these schemes are shown in the consolidated statement of comprehensive income.

The liability in respect of defined benefit pension schemes is the present value of the defined benefit obligation at the balance sheet date less the fair value of the schemes' assets. The defined benefit obligation is calculated annually by independent actuaries using the projected unit credit method. The present value of the defined benefit obligation is determined by the estimated future cash outflows using interest rates of corporate bonds, which have terms approximating the terms of the related obligation.

Financial assets and liabilities

The Group classifies its financial assets in the following categories: available for sale, at fair value through profit or loss, loans and receivables and other financial assets. The classification depends on the nature and purpose of the financial assets. The classification of financial assets is determined at initial recognition.

Guardian Media Group plc

Notes to the Financial Statements for the year ended 3 April 2016

Financial assets at fair value through profit or loss

Financial assets at fair value through profit or loss are financial assets held for trading. A financial asset is classified in this category if acquired principally for the purpose of selling in the short-term. Assets in this category are classified as current.

Financial assets carried at fair value through profit or loss are initially recognised at fair value, and transaction costs are expensed in the income statement. Financial assets are derecognised when the rights to receive cash flows from the investments have expired or have been transferred and the group has transferred substantially all risks and rewards of ownership.

Gains or losses arising from changes in the fair value are presented in the income statement within other gains and losses in the period in which they arise. Dividend income from financial assets at fair value through profit or loss is recognised in the income statement as part of other income when the group's right to receive payments is established.

Loans and receivables

Loans and receivables are non-derivative financial assets with fixed or determinable payments that are not quoted in an active market. They are included in current assets, except for maturities greater than 12 months after the balance sheet date. These are classified as non-current assets. Loans and receivables are classified as "trade and other receivables" in the consolidated balance sheet.

Loans and receivables are carried at amortised cost using the effective interest method.

Other financial assets - available for sale

Other financial assets are non-derivatives that are either designated in this category or not classified in any of the other categories. They are included in non-current assets unless there is the intention to dispose of the investment within 12 months of the balance sheet date. If an impairment loss has been incurred, the cumulative loss measured as the difference between the acquisition cost and current fair value is removed from equity and recognised in the consolidated income statement.

All available for sale assets in the Group relate to its investment fund (note 13). The Group accounts for the investment fund on a trade date basis.

Available for sale assets are initially recognised at fair value plus transaction costs. Gains or losses arising from changes in the fair value of investments classified as available for sale are recognised directly in equity, until the financial asset is either sold or becomes impaired, at which time the cumulative gain or loss previously recognised in equity is recognised in the consolidated income statement.

Dividends on available-for-sale equity instruments are recognised in the income statement as part of other income when the group's right to receive payments is established.

Impairment

The Group assesses at each balance sheet date whether there is objective evidence that a financial asset or group of financial assets is impaired. This assessment involves considering whether there has been a significant or prolonged decline in the fair value of the asset below its cost, reviewing current financial circumstances and future prospects.

Offsetting financial instruments

Financial assets and liabilities are offset and the net amount reported in the consolidated balance sheet when there is a legally enforceable right to offset the recognised amounts and there is an intention to settle on a net basis or realise the asset and settle the liability simultaneously.

Guardian Media Group plc

Notes to the Financial Statements for the year ended 3 April 2016

Fair value estimation

With respect to the other financial assets - available for sale, also referred to as the investment fund, the Group discloses fair value measurements by level of the following fair value measurement hierarchy:

- Level 1 - quoted prices (unadjusted) in active markets for identical assets or liabilities;
- Level 2 - inputs other than quoted prices included within level 1 that are observable for the asset or liability, either directly (that is, as prices) or indirectly (that is, derived from prices);
- Level 3 - inputs for the asset or liability that are not based on observable market data (that is, unobservable inputs).

A market is regarded as active if quoted prices are readily and regularly available from an exchange, dealer, broker, industry group, pricing service, or regulatory agency and those prices represent actual and regularly occurring market transactions on an arm's length basis. The quoted market price used for financial assets held by the Group is the current bid price.

The fair value of financial instruments that are not traded in an active market (for example, over-the-counter derivatives) is determined by using valuation techniques. These valuation techniques maximise the use of observable market data where it is available and rely as little as possible on entity specific estimates. If all significant inputs required to fair value an instrument are observable, the instrument is included in level 2. If one or more of the significant inputs is not based on observable market data, the instrument is included in level 3.

Specific valuation techniques used to value financial instruments include:

- Quoted market prices or dealer quotes for similar instruments;
- The fair value of forward foreign exchange contracts is determined using forward exchange rates at the balance sheet date, with the resulting value discounted back to present value; and
- Other techniques, such as discounted cash flow analysis, are used to determine fair value for the remaining financial instruments.

For investments included in level 3, valuations are provided by the fund manager based on broker quotes, comparable transactions and discounted cash flow analyses taking into account illiquidity in the fund. Management receive reports from the investment fund manager on a monthly basis detailing the performance and valuation of the fund. These highlight any concern over the performance of any of the investments and valuations are adjusted accordingly.

Derivatives and hedging

The use of financial derivatives is governed by the Group's policies approved by the Board of directors, which provides written principles on the use of derivatives consistent with the Group's risk management strategy. The Group does not use derivative financial instruments for speculative purposes.

Under IAS 39, 'Financial instruments: Recognition and measurement', derivative financial instruments are initially measured at fair value on the contract date, and are remeasured to fair value at subsequent reporting dates. Changes in the fair value of derivative financial instruments that do not qualify for hedge accounting or for which hedge accounting is not applied are recognised in the consolidated income statement as they arise. During the year the Group has not applied hedge accounting.

The fair value of the forward currency contracts has been determined based on market forward exchange rates at the balance sheet date.

Guardian Media Group plc

Notes to the Financial Statements for the year ended 3 April 2016

3 Critical accounting judgements and key sources of estimation uncertainty

The preparation of financial statements in conformity with IFRS requires the use of certain critical estimates and judgements. It also requires management to exercise its judgement in the process of applying the Group's accounting policies. We continually evaluate our estimates, assumptions and judgements based on available information and experience. As the use of estimates is inherent in financial reporting, actual results could differ from these estimates. The areas involving a higher degree of judgement or complexity are described below.

Fair value of available for sale financial instruments

The fair value of financial instruments that are not traded in an active market is determined by using valuation techniques. The Group uses its judgement to select a variety of appropriate methods and make assumptions that are mainly based on market conditions existing at the end of each reporting period. Carrying values are disclosed in note 13 and sensitivities in note 4.

Useful economic life of intangible assets

The Group internally generates digital intangible assets that are amortised over a maximum life of two years. Due to the technical innovation inherent in these assets, there is significant judgement involved to ensure that they still have a value in use that supports their carrying value. Asset lives are assessed annually and reduced when necessary to reflect latest status on the remaining lives. Where reductions in useful economic lives are significant, these are disclosed in note 14.

Revenue recognition

The Group has a number of revenue streams which run over a number of months or years that require judgement to recognise revenue in the correct accounting period.

Subscription revenue associated with voucher schemes is deferred using estimated redemption rates which are based on historical experience.

Revenue from long term contracts can require judgement on the stage of completion of the contract. Management reviews contracts at year-end and make an estimate of costs to complete which determines the amount of revenue to be recognised.

Advertising rebates

The Group enters into agreements with advertising agencies, which are subject to a minimum spend and typically include a commitment to deliver rebates to the agency based on the level of agency spend over the contract period. These rebates can take the form of free advertising space, cash payments or both. The rebate provision is calculated using the forecast spend over the contract period and the rebate entitlement set out in the trading agreement. Calculating the required provision therefore requires an estimate of future period spend in determining what tier of spend the agencies may reach over the agreement.

Provisions

The Group's provisions principally relate to severance costs incurred from restructuring its cost base and to dilapidations of premises.

When calculating the severance provisions, management have estimated expected timings and payments based on written agreements and discussions that have taken place as part of the restructuring plan.

Dilapidations are calculated based on the expected cost to return property to its original state and are built up over the life of the lease.

Guardian Media Group plc

Notes to the Financial Statements for the year ended 3 April 2016

Recognition of deferred tax assets

The Group's tax expense for the year is the sum of the total current and deferred tax charges. The calculation of the total tax expense necessarily involves a degree of estimation and judgement in respect of certain items.

A deferred tax asset is recognised when it has become probable that future taxable profit will allow the deferred tax asset to be recovered. Recognition, therefore, involves judgement regarding the prudent forecasting of future taxable gains and profits of the business.

Management believes that the estimates made to evaluate the recoverability of deferred tax assets are reasonable and that a recoverable amount of deferred tax assets is presented. However, these estimates include uncertainties that are beyond the control of management. Therefore, the Group may need to adjust deferred tax assets in the future if there is a change in the estimates related to the evaluation of recoverability due to unforeseen changes in assumptions and other factors.

4 Financial risk management and impairment of financial assets

(a) Financial risk factors

The Group's activities may expose it to a variety of financial risks: market risk, credit risk and liquidity risk. The Group's overall risk strategy seeks to minimise potential adverse effects on the Group's performance.

Market risk

Foreign exchange risk

The Group has investments in funds in non-sterling currencies and in funds which in turn invest in overseas assets and as a result is exposed to a degree of foreign exchange risk.

The Group's policy is to hedge 65% of the exposure to the US Dollars relating to the investments in hedge funds and 55% of the exposure to US Dollars, Euro and Japanese Yen relating to the managed funds using US Dollar, Euro and Japanese Yen forward contracts.

Sensitivity analysis

If the US Dollar had weakened/strengthened by 5% with all other variables held constant, the investments in hedge funds would have been approximately £10.3 million (2015 £10.4 million) lower/higher; however, as the Group's policy is to hedge 65% (2015 65%) of the exposure, the risk would be reduced to £3.6 million (2015 £3.6 million).

If the US Dollar had weakened/strengthened by 5% with all other variables held constant, the investments in US Dollar-denominated managed funds would have been approximately £3.6 million (2015 £4.3 million) lower/higher; however as the Group's policy is to hedge 55% of the exposure, the risk would be reduced to £1.3 million (2015: £1.9 million).

Equity price risk

The Group is exposed to equity securities price risk because of the investments held by the Group. To manage the price risk arising from the investments, the Group has a diverse portfolio.

The table below details whether the gains of losses on the investments would have been higher/lower if the actual returns had been 5% higher/lower over the last 12 months, with all other variables held constant.

Guardian Media Group plc

Notes to the Financial Statements for the year ended 3 April 2016

Consolidated statement of comprehensive income movement

Investment category

	£ m
Global equity	+/- 15.2
Deflation hedging	+/- 0.6
Emerging markets	+/- 3.8
Inflation sensitive	+/- 0.1
Hedge funds	+/- 9.7
Private equity	+/- 1.1

Interest rate risk

The Group has interest-bearing assets, primarily cash, which are at risk of fluctuations in interest rates. These are monitored by the Group treasury function to ensure risks are minimised. Fluctuations in interest rates are unlikely to have a detrimental impact on the Group's operations and therefore the risk is not considered to be significant.

Sensitivity analysis

If average annual interest rates had been 1% more during the year, interest receivable would have increased by £1.3 million (2015 £3.9 million).

Credit risk

Concentration of credit risk with respect to trade receivables are limited due to the Group's customer base being large and unrelated. Due to this, management believe there is no further credit risk provision required in excess of the normal provision for doubtful receivables.

Credit risk arises from deposits with banks and financial institutions. Only banks and financial institutions with a Moody's Investors Service minimum rating of Aa3 (2015 Aa3) are accepted.

Liquidity risk

Liquidity risk is the risk that the Group will not be able to meet its financial obligations as they fall due.

The Group's approach to managing liquidity is to ensure that it will always have sufficient funds available to meet its liabilities when due, under both normal and difficult trading conditions, and without incurring unacceptable losses or risking damage to the Group's reputation. This is achieved through careful cash management including the production and review of regular cash flow forecasts and the optimisation of cash returns on funds held by the Group.

Capital risk management

The Group's objectives when managing capital are to safeguard the Group's ability to continue as a going concern.

Due to the nature of the Group's structure, the Company does not make changes to its equity structure. Debt is managed in line with the Group's treasury policy. The Group maintains a centralised treasury function which operates in accordance with Board approved policies. Its principal objectives are to minimise financial risk whilst maximising returns on cash deposits.

Deposits of funds are made with banks and financial institutions approved by the Board and within set credit limits. Variable rates of return are earned on these deposits.

Cash flow risk

The Group considers cash flow risk to be low due to the availability of liquid resources held in cash and the endowment fund.

Guardian Media Group plc

Notes to the Financial Statements for the year ended 3 April 2016

Fair value estimations

The fair values of financial instruments traded in active markets are based on quoted market prices at the balance sheet date.

The fair value of financial instruments that are not traded in an active market use fund managers' statements which are based on broker pricing or their own valuation techniques (note 13).

5 Revenue

The analysis of the group's revenue for the period from continuing operations is as follows:

	2016 £ m	2015 £ m
Digital revenue	79.6	82.1
Foundation grant revenue	2.3	1.7
Total digital revenue	81.9	83.8
Print revenue	126.3	132.6
Barter transactions	1.3	1.1
	209.5	217.5

6 Operating costs

	2016 £ m	2015 £ m
Raw materials and consumables used	18.5	21.5
Staff costs	150.8	123.9
Other expenses	129.5	114.8
	298.8	260.2

Operating loss is arrived at after charging/(crediting)

	2016 £ m	2015 £ m
Raw materials and consumables used	18.5	21.5
Depreciation expense	5.4	4.8
Amortisation expense	5.7	0.7
Operating lease expense - property	8.3	5.6
Operating lease expense - plant and machinery	0.1	0.1
Profit on disposal of property, plant and equipment	-	(0.3)
Profit on disposal of trade and assets	-	(0.7)

Guardian Media Group plc

Notes to the Financial Statements for the year ended 3 April 2016

7 Other gains and losses

The analysis of the group's other gains and losses for the period is as follows:

	2016 £ m	2015 £ m
Dividend income	0.8	2.3
Net gain on disposal of available for sale financial assets transferred from equity	9.9	9.9
Net gain on fair value accounted associate	27.0	-
	<u>37.7</u>	<u>12.2</u>

8 Exceptional items

	2016 £ m	2015 £ m
Severances		
Operating costs	<u>(20.6)</u>	<u>(2.9)</u>

During the financial year, the Group announced actions would be undertaken to significantly restructure its less profitable operations, the associated severance costs are considered to be exceptional in nature and are therefore separately disclosed in the income statement.

	2016 £ m	2015 £ m
Transactions related to joint ventures and associates		
Loss from disposals of investments in joint ventures and associates	(110.7)	-
Net gain on fair value accounted associate	27.0	-
	<u>(83.7)</u>	<u>-</u>

The above amounts primarily relate to the Group's investment in Ascential plc. As detailed in note 16, Ascential plc listed by way of an Initial Public Offering (IPO) on 11 February 2016. As part of this transaction, the Group's shareholding decreased and the investment transferred from being an equity accounted joint venture to an associate at fair value through profit or loss. The total loss on disposal of investments includes the loss on disposal of Ascential of £107.5 million, transaction costs of £2.5 million and loss on disposal of associates of £0.7 million.

Whilst IFRS requires the stages of the transaction to be separately presented, the Group considers the loss upon derecognition as a joint venture and subsequent fair value gain post IPO to be two parts of one integrated transaction.

This transaction represents a fundamental restructuring of the Group's relationship with Ascential plc and as such it has categorised both items as exceptional.

Guardian Media Group plc

Notes to the Financial Statements for the year ended 3 April 2016

9 Auditors' remuneration

	2016 £ m	2015 £ m
Audit of these financial statements	0.1	0.1
Audit of the financial statements of subsidiaries of the company pursuant to legislation	0.2	0.1
	<u>0.3</u>	<u>0.2</u>
Other fees to auditors		
Audit-related assurance services	<u>0.3</u>	<u>0.4</u>

10 Employees and directors

The aggregate payroll costs (including directors' remuneration) were as follows:

	2016 £ m	2015 £ m
Wages and salaries	110.1	101.8
Social security costs	11.1	11.0
Other pension costs	9.0	8.2
Redundancy costs	20.6	2.9
	<u>150.8</u>	<u>123.9</u>

The monthly average number of persons employed by the group (including directors) during the period, analysed by category was as follows:

	2016 No.	2015 No.
Editorial and production	1,050	925
Sales, distribution and support	<u>763</u>	<u>725</u>
	<u>1,813</u>	<u>1,650</u>

Key management compensation, comprising directors and certain other senior management of the Group:

	2016 £ m	2015 £ m
Salaries and short-term employee benefits	4.1	4.9
Long-term performance compensation	-	0.4
Post-employment benefits	0.4	0.3
Termination benefits	<u>1.3</u>	<u>0.8</u>
	<u>5.8</u>	<u>6.4</u>

Guardian Media Group plc

Notes to the Financial Statements for the year ended 3 April 2016

Directors' remuneration

		Base salary/fees/ cash allowance £ 000	Contractual entitlement to notice period £ 000	Benefits in kind £ 000	Employer's contribution to money purchase pension scheme £ 000	Total 2016 £ 000	Total 2015 £ 000
Neil Berkett	1	120	-	-	-	120	120
Andrew Miller (*to 30 June 2015)	2	210	430	-	-	640	955
David Pemsel (*from 1 July 2015)	3	487	-	-	42	529	-
Alan Rusbridger (*to 1 June 2015)	3	76	230	15	75	396	492
Katharine Viner (*from 1 June 2015)	4	283	-	-	24	307	-
Darren Singer (*to 23 October 2015)	5	212	-	-	25	237	504
Independent directors							
Nick Backhouse	6	44	-	-	-	44	44
Ronan Dunne	7	39	-	-	-	39	39
Judith Gibbons		34	-	-	-	34	34
Nigel Morris		34	-	-	-	34	34
John Paton		34	-	-	-	34	34
Jennifer Duvalier		34	-	-	-	34	31
Brent Hoberman (*to 5 November 2015)		28	-	-	-	28	34
Baroness Gail Rebuck (*from 27 January 2016)		6	-	-	-	6	-
Jimmy Wales (*from 27 January 2016)		6	-	-	-	6	-
Former directors							
Jerry Fowden (*to 13 April 2007)	8	-	-	-	11	11	11
		<u>1,647</u>	<u>660</u>	<u>15</u>	<u>177</u>	<u>2,499</u>	<u>2,332</u>

Guardian Media Group plc

Notes to the Financial Statements for the year ended 3 April 2016

* Date of appointment, resignation or other changes to directorships.

1 - Andrew Miller's annualised base salary for the year was £567,000. In 2015/16 Andrew's company pension contributions were nil (2014/15 nil); the difference between 25% of base salary and nil was paid as a salary supplement and was subject to PAYE. Andrew tendered his resignation as Chief Executive Officer of GMG on 28 January 2015 and formally stepped down on 30 June 2015. Andrew received £430,000 as payment in respect of contractual entitlement in relation to his remaining notice period. This payment was made in 2015/16.

2 - David Pemsel was appointed as Chief Executive Officer of GMG on 1 July 2015. David's annualised base salary for the year was £600,000. David's company pension contributions were restricted to the annual tax-approvable limit of £40,000; the balance between 17% of base salary and £40,000 was paid as a salary supplement and was subject to PAYE. David does not receive any performance related variable compensation or long-term performance related payments.

3 - Alan Rusbridger's annualised base salary for the year was £395,000. He asked for the company to halve its contributions to his pension from 2012/13 until 2015/16 to £75,000. Alan tendered his resignation as editor-in-chief of GNM on 9 December 2014 and formally stepped down on 1 June 2015. Alan received £274,000 as payment in respect of contractual entitlement in relation to his remaining notice period, £44,000 of which was paid into his pension. These payments were made in 2015/16.

4 - Katharine Viner was appointed as editor-in-chief of GNM on 1 June 2015. Katharine's annualised base salary for the year was £340,000. Katharine's company pension contributions were 9% of base salary. Katharine does not receive any performance related variable compensation or long-term performance related payments.

5 - Darren Singer's annualised base salary for the year was £299,000. Darren's company pension contributions were £23,000 (2014/15 £40,000); the balance between 30% of base salary and £23,000 was paid as a salary supplement and was subject to PAYE. Darren tendered his resignation on 22 June 2015 and formally stepped down on 23 October 2015. He did not receive any additional payments in relation to his remaining notice period.

6 - Nick Backhouse's remuneration includes a fee for acting as senior independent director.

7 - Ronan Dunne's remuneration includes a fee for chairing the audit committee.

8 - Jerry Fowden stepped down as chief executive of Trader Media Group and resigned as a director of Guardian Media Group on 13 April 2007. Interest of £11,288 was credited to Jerry Fowden's EFRBS (Employer Financial Retirement Benefit Scheme) account with the Company in the year ended 3 April 2016.

Guardian Media Group plc

Notes to the Financial Statements for the year ended 3 April 2016

11 Finance income and costs

	2016 £ m	2015 £ m
Finance income		
Interest income on available-for-sale financial assets	5.2	1.3
Interest income on bank deposits	0.2	2.0
Interest income and similar income from joint ventures	12.3	57.9
Total finance income	17.7	61.2
Finance costs		
Interest on bank overdrafts and borrowings	(1.1)	(0.9)
Interest on obligations under finance leases and hire purchase contracts	(1.2)	(1.4)
Foreign exchange losses on forward contracts	(7.5)	(8.1)
Total finance costs	(9.8)	(10.4)
Net finance income	7.9	50.8

12 Income tax

Tax charged/(credited) in the income statement

	2016 £ m	2015 £ m
Current taxation		
UK corporation tax	0.1	0.1
UK corporation tax adjustment to prior periods	(2.9)	(0.4)
Foreign tax	(2.8)	(0.3)
Total current income tax	(2.8)	(0.2)
Deferred taxation		
Arising from origination and reversal of temporary differences	7.6	(7.7)
Arising from previously unrecognised tax loss, tax credit or temporary difference of prior periods	2.5	0.5
Total deferred taxation	10.1	(7.2)
Tax expense/(credit) in the income statement	7.3	(7.4)

Guardian Media Group plc

Notes to the Financial Statements for the year ended 3 April 2016

Tax on items (credited)/charged to the consolidated statement of comprehensive income

	2016 £ m	2015 £ m
Current tax charge in respect of prior years	2.9	-
Deferred tax credit in respect of prior years	(2.5)	-
Deferred tax credit on actuarial loss	(0.5)	(0.9)
Deferred tax credit on non-trading losses	(0.4)	-
Deferred tax (credit)/charge on inherent gains arising on available for sale financial assets	(6.7)	15.1
	<u>(7.2)</u>	<u>14.2</u>

Factors affecting tax charge/(credit) for the year

The tax on loss before tax for the period is higher than the standard rate of corporation tax in the UK (2015 - lower than the standard rate of corporation tax in the UK) of 20% (2015 - 21%).

The differences are reconciled below:

	2016 £ m	2015 £ m
Loss before tax	<u>(173.0)</u>	<u>(17.6)</u>
Tax on profit calculated at standard rate of 20.0% (2015: 21.0%)	<u>(34.6)</u>	<u>(3.7)</u>
Adjustments relating to current tax:		
Expenses not deductible for tax purposes	1.3	0.4
Foreign taxes paid	-	0.1
Tax arising on Research and Development	0.1	0.1
Adjustment to tax charge in respect of joint ventures and associates	21.0	(6.0)
Unrelieved tax losses arising in the year	15.7	8.1
Depreciation in excess of capital allowances	2.4	1.1
Adjustment to tax charge on available for sale financial assets	(4.6)	1.1
Tax relief on pension contributions	(0.4)	(0.5)
Short term timing differences on accounting provisions	(0.8)	(0.5)
Adjustments in respect of prior years	<u>(2.9)</u>	<u>(0.4)</u>
Current tax credit for the year	<u>(2.8)</u>	<u>(0.2)</u>
Adjustments relating to deferred taxation:		
Depreciation in excess of capital allowances	(2.4)	(1.1)
Adjustment to tax charge on available for sale financial assets	4.3	(1.8)
Tax relief on pension contributions	0.4	0.4
Short term timing differences on accounting provisions	0.8	0.5
Impairment/(recognition) of deferred tax asset	4.5	(5.7)
Adjustments in respect of prior years	<u>2.5</u>	<u>0.5</u>
Deferred tax charge/(credit) for the year	<u>10.1</u>	<u>(7.2)</u>
Total tax charge/(credit)	<u>7.3</u>	<u>(7.4)</u>

Guardian Media Group plc

Notes to the Financial Statements for the year ended 3 April 2016

Expenses not deductible for tax purposes

Some expenses by their very nature are entirely appropriate charges for inclusion in these financial statements but are not allowed as a deduction against taxable income when calculating the tax liability. Examples of such expenditure are certain legal expenses and depreciation charged on assets that do not qualify for capital allowances.

Foreign taxes paid

The majority of the Group's activities are performed and taxed in the UK. Certain local taxes are incurred by the Group's activities in Australia and the US.

Tax arising on Research and Development

The Group incurs substantial expenditure on Research and Development and is entitled by law to claim an expenditure credit on this activity. The current tax arising on the expenditure credit is recognised as a reconciling item in the tax reconciliation.

Adjustment to tax charge in respect of joint ventures and associates

Income in the form of dividends from joint ventures and associates is not taxed in accordance with UK tax law. The Group is also unable to claim tax relief for the losses arising in joint ventures and associates and so the tax effect of these losses is not recognised in these financial statements.

The accounting treatment of the disposals of Ascential plc and Seven Publishing Group Ltd differs from the tax treatment. For tax purposes, the Group is required by law to ignore the accounting transactions and instead perform a separate calculation of the taxable loss made on disposal.

Unrelieved tax losses arising in the period

The Group has incurred losses in the year which are unable to be relieved against profits from the current or previous periods and has resulted in a reconciling item in the tax reconciliation.

Depreciation in excess of capital allowances

The accounting treatment of expenditure on fixed assets differs from the tax treatment. For accounting purposes an annual rate of depreciation is applied to the cost of the assets over their useful economic life. Tax relief is only available for the depreciation charged on fixed assets held under finance leases. Instead, capital allowances are available to be claimed on non-finance lease assets as a tax relief provided in law. However, as the Group is loss-making for corporation tax purposes, no capital allowances have been claimed in the year. The resulting timing difference between the depreciation charge and the capital allowance relief results in a deferred tax asset which represents the future tax relief available to the group from capital allowance claims.

Adjustment to tax charge on available for sale financial assets

The accounting treatment of disposals of available for sale financial assets differs from the tax treatment. For tax purposes, the Group is required by law to ignore the accounting transactions and instead perform a separate calculation of the taxable profit or loss made on disposal. The Group is also required by law to disregard for tax purposes the accounting transactions associated with derivatives entered into relating to the available for sale financial assets. These transactions are subsequently brought into account for tax purposes on the disposal of the assets. The timing difference resulting from the disregarded accounting transactions results in a deferred tax asset which represents the future tax relief available on the historic losses on derivatives.

Tax relief on pension contributions

The Group is entitled to claim a tax deduction for the payment of contributions into its pension schemes. The contribution paid in the year reduces the defined benefit pension scheme deficit and therefore also the deferred tax asset arising on the deficit.

Short term timing differences on accounting provisions

Short term timing differences arise on items such as certain provisions because the treatment of these items is different for tax and accounting purposes. These timing differences result in a deferred tax asset which represents the future tax relief available on the utilisation of the provisions.

Guardian Media Group plc

Notes to the Financial Statements for the year ended 3 April 2016

Adjustments in respect of prior years

Adjustments to tax charges in earlier years arise because the tax charge in the financial statements is estimated before the detailed corporation tax calculations are prepared.

Impairment of deferred tax asset

A deferred tax credit of £6.7 million has been accounted for in other comprehensive income in the year to reflect the reduction in the deferred tax liability on the inherent gains that have arisen on available for sale financial assets during the year. These gains will be brought into account for current tax purposes when the assets are disposed.

The Group is carrying forward certain non-trading losses which have arisen in previous years that will be available by law to offset the taxable gains arising on disposal.

The deferred tax asset recognised for the future use of these losses has been impaired to reflect the reduction in the value of the inherent investment gains in the current year against which the deferred tax asset could be utilised.

This has resulted in a deferred tax charge of £1.8 million being recognised in the income statement.

The Group has also impaired the deferred tax asset held on future capital allowance claims due to uncertainty around the Group's ability to utilise these tax reliefs, resulting in an additional £3.5 million deferred tax charge in the income statement.

Factors that may affect future tax charges

A change in the UK main Corporation tax rate from 20% to 19% from 1 April 2017 and a further reduction to 18% from 1 April 2020 was substantively enacted during the financial year. The deferred tax balances have been remeasured at the tax rates at which the balances are expected to be unwound. The impact of the remeasurements in these financial statements is an income statement charge of £0.6 million and a credit of £0.6 million recognised directly in the statement of comprehensive income.

Deferred taxation

Deferred tax is calculated in full on temporary differences under the liability method using a tax rate of 18% (2015: 20%).

The movement on the deferred tax asset is as shown below:

Guardian Media Group plc

Notes to the Financial Statements for the year ended 3 April 2016

		Adjustments in respect of prior years	Temporary differences arising in the year	Impairment of deferred tax asset recognised in the income statement	Adjustments in respect of prior years recognised in the con- solidated statement of comp- rehensive income	Temporary differences arising in the year recognised in the con- solidated statement of comp- rehensive income	Balance as at 3 April 2016 £ m
	Balance as at 30 March 2015 £ m	recognised in the income statement £ m	recognised in the income statement £ m	recognised in the income statement £ m	£ m	£ m	£ m
Accelerated capital allowances on fixed assets	1.9	(1.1)	2.4	(3.5)	-	-	(0.3)
Short term and other timing differences	0.4	(0.2)	(1.2)	0.8	-	0.5	0.3
Available for sale financial assets	(13.3)	(0.3)	(4.3)	-	2.5	6.7	(8.7)
Tax losses carried forward	11.0	(0.9)	-	(1.8)	-	0.4	8.7
Total deferred tax asset/(liability)	-	(2.5)	(3.1)	(4.5)	2.5	7.6	-

		Adjustments in respect of prior years	Temporary differences arising in the year	(Impairment)/ Temporary recognition of deferred tax asset recognised in the income statement	Consolidated statement of comp- rehensive income (charge) /credit	Balance as at 29 March 2015 £ m
	Balance as at 31 March 2014 £ m	recognised in the income statement £ m	recognised in the income statement £ m	£ m	£ m	£ m
Accelerated capital allowances on fixed assets	5.2	-	1.1	(4.4)	-	1.9
Short term and other timing differences	1.8	(0.5)	(0.9)	(0.9)	0.9	0.4
Available for sale financial assets	-	-	1.8	-	(15.1)	(13.3)
Tax losses carried forward	-	-	-	11.0	-	11.0
Total deferred tax asset/(liability)	7.0	(0.5)	2.0	5.7	(14.2)	-

Deferred tax assets have not been recognised where they relate to losses in companies where their future utilisation against profits cannot be reasonably foreseen. There is an unrecognised deferred tax asset at the balance sheet date of £51.2 million (2015 £35.3 million).

Guardian Media Group plc

Notes to the Financial Statements for the year ended 3 April 2016

13 Other financial assets - available for sale

	2016 £ m	2015 £ m
At 30 March 2015 / 31 March 2014	795.4	161.9
Additions at cost	303.0	625.5
Disposals at fair value	<u>(353.3)</u>	<u>(43.6)</u>
	745.1	743.8
Revaluation recognised in other comprehensive income	(27.4)	60.6
Transfers to and from equity	<u>(8.9)</u>	<u>(9.0)</u>
At 3 April 2016 / 29 March 2015	<u>708.8</u>	<u>795.4</u>

	2016 £ m	2015 £ m
Other financial assets - available for sale have been analysed between current and non-current as follows:		
Non-current assets	612.5	634.9
Current assets	<u>96.3</u>	<u>160.5</u>
	<u>708.8</u>	<u>795.4</u>

	Carrying value	
	2016 £ m	2015 £ m
Corporate and government bonds	90.0	148.5
Global investment funds	587.2	591.6
Non-current short term funds held for reinvestment	25.3	43.3
Current short-term funds held for reinvestment	<u>6.3</u>	<u>12.0</u>
	<u>708.8</u>	<u>795.4</u>

The Group has committed to future investments of £42.2m over the next three years (2015:£Nil). The Group considers that any associated risk with meeting these commitments is low as they will be met from disposal of existing funds.

The short-term funds held for reinvestment broadly represent highly liquid investments in money market deposit accounts and money market funds with a maturity date of three months or less. Management have classified some of these as non-current as they currently have no intention of using them in the Group's operations in the next financial year.

The following table presents the Group's assets and liabilities that are measured at fair value at the year end; descriptions of each level are included on page 25.

Guardian Media Group plc

Notes to the Financial Statements for the year ended 3 April 2016

	Level 1 £ m	Level 2 £ m	Level 3 £ m	Total £ m
As at 3 April 2016				
Financial Assets - Available for Sale	322.2	76.5	262.5	661.2
Derivative financial instruments	-	(6.0)	-	(6.0)
Associates held at fair value	206.2	-	-	206.2
	<u>528.4</u>	<u>70.5</u>	<u>262.5</u>	<u>861.4</u>

	Level 1 £ m	Level 2 £ m	Level 3 £ m	Total £ m
As at 29 March 2015				
Financial Assets - Available for Sale	322.0	148.5	269.6	740.1
Derivative financial instruments	-	(3.6)	-	(3.6)
	<u>322.0</u>	<u>144.9</u>	<u>269.6</u>	<u>736.5</u>

The following table shows a summary of the changes in the fair value of the Group's Level 3 financial assets - available for sale during the year:

	Level 3 £ m
At 30 March 2015	269.6
Disposals	(40.4)
Additions into Level 3	54.5
Fair value gains recognised in other comprehensive income	(21.2)
At 3 April 2016	<u>262.5</u>

Sensitivity analysis for Level 3 positions:

If the US Dollar had weakened/strengthened by 5% with all other variables held constant, the investments in level 3 US Dollar-denominated financial assets would have been approximately £13.1 million lower/higher.

The gains or losses on the investments would have been £14.1 million higher/lower if the actual returns had been 5% higher/lower over the last 12 months, with all other variables held constant.

There have been no significant transfers between Level 1 and Level 2 during the year.

The fair value of fund assets held in Level 1 is based on their current bid prices in an active market.

For investments included in level 3, valuations are provided by the fund manager based on broker quotes, comparable transactions and discounted cash flow analyses taking into account illiquidity in the fund. Management receive reports from the investment fund manager on a monthly basis detailing the performance and valuation of the fund. These highlight any concern over the performance of any of the investments and valuations are adjusted accordingly.

Other financial assets are denominated in the following currencies:

Guardian Media Group plc

Notes to the Financial Statements for the year ended 3 April 2016

	2016 £ m	2015 £ m
Sterling	382.4	482.4
US Dollar	326.4	313.0
	<u>708.8</u>	<u>795.4</u>
	2016 £ m	2015 £ m
Other financial assets		
Unlisted shares - net book value	<u>1.6</u>	<u>2.2</u>

The group has committed to future investments of £5.6m (2015: £Nil).

14 Intangible assets

	Internally generated digital assets £ m
Cost	
At 31 March 2014	10.0
Additions	3.2
Disposals	(3.5)
At 29 March 2015	<u>9.7</u>
At 30 March 2015	9.7
Additions	4.8
Disposals	(0.9)
At 3 April 2016	<u>13.6</u>
Amortisation	
At 31 March 2014	8.5
Amortisation charge	0.7
Amortisation eliminated on disposals	(3.5)
At 29 March 2015	<u>5.7</u>
At 30 March 2015	5.7
Amortisation charge	5.6
At 3 April 2016	<u>11.3</u>
Carrying amount	
At 3 April 2016	<u>2.3</u>
At 29 March 2015	<u>4.0</u>
At 31 March 2014	<u>1.5</u>

Amortisation charge includes some accelerated write-downs for assets no longer in use or on which their carrying value is no longer supportable.

Guardian Media Group plc

Notes to the Financial Statements for the year ended 3 April 2016

15 Property, plant and equipment

	Land and buildings £ m	Furniture, fittings and equipment £ m	Plant and vehicles £ m	Assets under construction £ m	Total £ m
Cost					
At 31 March 2014	42.0	28.5	85.4	-	155.9
Additions	-	0.6	1.8	1.8	4.2
Disposals	(4.9)	(0.3)	(4.0)	(0.2)	(9.4)
Transfers	-	-	0.3	(0.3)	-
At 29 March 2015	37.1	28.8	83.5	1.3	150.7
At 30 March 2015	37.1	28.8	83.5	1.3	150.7
Additions	-	0.6	2.0	0.8	3.4
Disposals	(0.1)	(0.2)	(0.2)	(1.4)	(1.9)
Transfers	-	-	0.7	(0.7)	-
At 3 April 2016	37.0	29.2	86.0	-	152.2
Depreciation					
At 31 March 2014	35.2	16.0	84.3	-	135.5
Charge for period	0.5	2.8	1.5	-	4.8
Eliminated on disposal	(3.4)	(0.3)	(3.7)	-	(7.4)
At 29 March 2015	32.3	18.5	82.1	-	132.9
At 30 March 2015	32.3	18.5	82.1	-	132.9
Charge for the period	0.5	2.9	2.0	-	5.4
Eliminated on disposal	(0.1)	(0.2)	(0.2)	-	(0.5)
Transfers	-	(0.1)	0.1	-	-
At 3 April 2016	32.7	21.1	84.0	-	137.8
Carrying amount					
At 3 April 2016	4.3	8.1	2.0	-	14.4
At 29 March 2015	4.8	10.3	1.4	1.3	17.8
At 31 March 2014	6.8	12.5	1.1	-	20.4

Assets held under finance leases and hire purchase contracts

The net carrying amount of property, plant and equipment includes the amounts in respect of assets held under finance leases and hire purchase contracts with a net book value of £Nil (2015: £Nil).

Guardian Media Group plc

Notes to the Financial Statements for the year ended 3 April 2016

16 Investments

Ascential plc

Ascential plc (formally Top Right Group Limited) is an international, business-to-business media group operating market-leading events, information services and subscription based content services.

Until 9 February, the Group held a 33.1% (2015: 33.1%) share in Ascential plc (note 32). On 9 February 2016, Ascential plc listed on the London Stock Exchange by way of an Initial Public Offering (IPO) which reduced the ownership of the Group to 22.4%.

Following the IPO of Ascential on 9 February 2016 and the reduction in the shareholding from 33.1% to 22.4%, the Group no longer considers it to be a joint venture, however, as the Group still holds greater than 20% of the shares in Ascential it is considered to be an associate. It is management's current intention to sell down its ownership stake over time such that it is expected to fall below 20%. Management now considers the investment in Ascential to form part of the endowment fund, which is a portfolio of diversified medium and long term investments managed by the Investment Committee. The investment is managed on a fair value basis as part of the portfolio. Management consider that measurement of this investment at fair value provides more relevant information and therefore has applied the exemption from equity accounting in IAS 28 and has accounted for the investment at fair value through profit or loss.

The equity accounted results are for the period to 31 December 2015 being the latest financial information available.

A reconciliation of the opening balance, when held as an equity accounted joint venture, to the closing balance held as an associate at fair value through profit or loss, is presented below.

Reconciliation of carrying value

	2016 £ m	2015 £ m
At 30 March 2015/31 March 2014	319.0	293.3
Share of profit after tax	(7.0)	(32.3)
Share of other comprehensive income	(1.5)	2.5
Interest on preference shares and loans	12.3	57.9
Step change in carrying value due to restructure	-	(2.4)
Carrying value upon IPO	322.8	319.0
Cash received on sale of shares	(36.1)	-
Loss on transfer from joint venture to associate	(107.5)	-
Fair value gains	27.0	-
At 3 April 2016/29 March 2015	206.2	319.0

The financial year end for Ascential plc is 31 December 2015, this is in alignment with the majority shareholder's financial year end.

Set out below is the summarised financial information for Ascential plc for the year to 31 December 2015 and the comparative period to 31 December 2014.

Guardian Media Group plc

Notes to the Financial Statements for the year ended 3 April 2016

Summarised balance sheet

	2015 £ m	2014 £ m
Non-current assets	710.4	732.1
Current assets	126.3	96.2
Current liabilities	(200.4)	(216.6)
Non-current liabilities	(486.4)	(475.2)
Net assets	149.9	136.5

Summarised statement of comprehensive income

	2015 £ m	2014 £ m
Revenue	319.1	312.7
Profit for the year	16.1	19.8
Other comprehensive income	(2.7)	4.1
Total comprehensive income for the year	13.4	23.9

Seven Publishing Group Limited

The Group disposed of its interest in Seven Publishing Group Limited on 18 January 2016 for a loss of £0.7 million.

Reconciliation of carrying value

	2016 £ m	2015 £ m
At 30 March 2015/31 March 2014	3.3	3.4
Share of loss for the year	(0.5)	(0.1)
Disposal	(2.8)	-
At 3 April 2016/30 March 2015	-	3.3

17 Inventories

	2016 £ m	2015 £ m
Raw materials and consumables	0.9	1.1

The Group consumed £18.5 million (2015 £21.5) of inventories during the year (note 6).

18 Trade and other receivables

	2016 £ m	2015 £ m
Trade receivables	26.0	31.7
Provision for impairment of trade receivables	(0.1)	(0.1)
Net trade receivables	25.9	31.6
Accrued income	10.2	7.9
Prepayments	6.4	4.8
Other receivables	2.5	3.1
Total current trade and other receivables	45.0	47.4

Guardian Media Group plc

Notes to the Financial Statements for the year ended 3 April 2016

The provision for impairment of trade receivables (analysed below) is the difference between the carrying value and the present value of the expected proceeds. As at 3 April 2016, trade receivables of £0.1 million (2015: £0.1 million) were impaired. The ageing of these receivables is as follows:

Age of impaired trade receivables

	2016 £ m	2015 £ m
91 to 120 days	0.1	0.0
3 to 6 months	0.0	0.1
6 months to 1 year	0.0	0.0
	<u>0.1</u>	<u>0.1</u>

Trade receivables above include amounts (detailed below) that are past due at the end of the reporting period and which an allowance for doubtful debts has not been recognised as the amounts are still considered recoverable and there has not been a significant change in credit quality.

Age of trade receivables that are past due but not impaired

	2016 £ m	2015 £ m
91 to 120 days	1.6	2.6
3 to 6 months	0.5	0.4
6 months to 1 year	0.4	0.7
	<u>2.5</u>	<u>3.7</u>

19 Cash and cash equivalents

	2016 £ m	2015 £ m
Cash at bank	5.1	7.2
Short-term deposits	57.1	39.3
	<u>62.2</u>	<u>46.5</u>

20 Loans and borrowings

	2016 £ m	2015 £ m
Non-current loans and borrowings		
Finance lease liabilities	26.8	33.7
Other borrowings	13.2	10.7
	<u>40.0</u>	<u>44.4</u>
	2016 £ m	2015 £ m
Current loans and borrowings		
Finance lease liabilities	6.9	6.6

Guardian Media Group plc

Notes to the Financial Statements for the year ended 3 April 2016

The Group has received investment to finance the expansion of the Group's activities in Australia. Subject to certain performance conditions being met, these unsecured borrowings are expected to mature no earlier than 2018. this amount is included in non-current other borrowings (shown above).

The loans and borrowings classified as financial instruments are disclosed in the financial instruments note.

The group's exposure to market and liquidity risk, in respect of loans and borrowings is disclosed in the financial risk management and impairment note.

21 Obligations under leases and hire purchase contracts

Finance leases

	Minimum lease payments £ m	Interest £ m	Present value £ m
2016			
Within one year	8.1	(1.2)	6.9
In two to five years	26.8	(2.2)	24.6
In over five years	2.4	(0.2)	2.2
Present value of minimum lease payments	37.3	(3.6)	33.7

	Minimum lease payments £ m	Interest £ m	Present value £ m
2015			
Within one year	8.2	(1.6)	6.6
In two to five years	32.6	(3.3)	29.3
In over five years	4.7	(0.3)	4.4
Present value of minimum lease payments	45.5	(5.2)	40.3

Operating leases

The total future value of minimum lease payments is as follows:

	2016 £ m	2015 £ m
Within one year	10.2	7.3
In two to five years	39.3	29.3
In over five years	95.2	88.4
	144.7	125.0

The amount of non-cancellable operating lease payments recognised as an expense during the period was £8,400,000 (2015 - £5,700,000)

Guardian Media Group plc

Notes to the Financial Statements for the year ended 3 April 2016

22 Trade and other payables

	2016 £ m	2015 £ m
Trade payables	8.1	9.1
Accrued expenses	23.4	27.8
Deferred income	12.6	9.8
Social security and other taxes	4.1	3.6
Other payables	1.5	2.4
	<u>49.7</u>	<u>52.7</u>

The fair value of the trade and other payables classified as financial instruments are disclosed in the financial instruments note.

The group's exposure to market and liquidity risks, including maturity analysis, related to trade and other payables is disclosed in the financial risk management and impairment note.

23 Provisions

	Onerous contracts £ m	Restructuring £ m	Other provisions £ m	Total £ m
At 30 March 2015	1.5	0.4	6.1	8.0
Additional provisions	-	17.7	3.5	21.2
Provisions used	(0.4)	(0.4)	(1.8)	(2.6)
Unused provision reversed	-	-	(0.1)	(0.1)
At 3 April 2016	<u>1.1</u>	<u>17.7</u>	<u>7.7</u>	<u>26.5</u>
Non-current liabilities	<u>0.8</u>	<u>-</u>	<u>4.3</u>	<u>5.1</u>
Current liabilities	<u>0.3</u>	<u>17.7</u>	<u>3.4</u>	<u>21.4</u>

The Group has provided for onerous printing contracts, which are expected to be utilised over the life of the contracts of up to 14 years.

The Group is in the process of transforming its cost base. This has resulted in a number of changes within the business, including severances. The provision is expected to be fully utilised within six months.

The remaining provisions relate primarily to the Group's move from its previous premises and are expected to be utilised over the life of the lease of 14 years.

24 Other non-current liabilities

	2016 £ m	2015 £ m
Other non-current financial liabilities	<u>13.4</u>	<u>13.7</u>

Other non-current liabilities is mainly comprised of deferred lease incentives.

Guardian Media Group plc

Notes to the Financial Statements for the year ended 3 April 2016

25 Share capital

Allotted, called up and fully paid shares

	3 April 2016		29 March 2015	
	No. m	£ m	No. m	£ m
Ordinary Shares of £1 each	<u>0.9</u>	<u>0.9</u>	<u>0.9</u>	<u>0.9</u>

26 Dividends paid

	3 April 2016 £ m	29 March 2015 £ m
Final dividend of £0.444 (2015: £0.389) per ordinary share	<u>0.4</u>	<u>0.3</u>

On 16 March 2016 the Board declared a dividend of 44.4p (2015: 38.9p) per share on the ordinary share capital amounting to £400,000 (2015: £350,000) which was paid to the Scott Trust Limited on 16 March 2016.

27 Cash flows from operating activities

	Note	2016 £ m	2015 £ m
Cash flows from operating activities			
Loss for the period		(173.0)	(17.6)
Adjustments for:			
Depreciation	15	5.4	4.8
Amortisation of other intangible assets	14	5.6	0.7
Profit on sale of trade and assets	6	-	(0.7)
Loss/(profit) on disposal of property, plant and equipment	15	1.4	(0.3)
Loss on disposal of intangible assets	14	0.9	-
Finance costs	11	9.8	10.4
Finance income	11	(17.7)	(61.2)
Other gains and losses		(37.7)	(12.2)
Pensions	29	(1.8)	(2.2)
Impairment of assets		2.0	-
Share of loss of joint ventures after taxation	16	7.0	32.3
Share of loss of associates after taxation	16	0.5	0.1
Loss on disposal of joint venture	16	107.5	-
Loss on disposal of associate	16	0.7	-
Increase/(decrease) in provisions	23	<u>18.5</u>	<u>(1.8)</u>
		(70.9)	(47.7)
Working capital adjustments			
Decrease/(increase) in inventories		0.2	0.1
Decrease/(increase) in trade and other receivables		2.3	(3.3)
(Decrease)/increase in trade and other payables		<u>(3.8)</u>	<u>(3.9)</u>
Cash used in operations		<u>(72.2)</u>	<u>(54.8)</u>

Guardian Media Group plc

Notes to the Financial Statements for the year ended 3 April 2016

28 Non adjusting events after the financial period

There have been no significant events between the balance sheet date and the date of approval of these financial statements.

29 Pension commitments

	2016 £ m	2015 £ m
Pension costs, defined contribution scheme	9.0	8.2
Defined benefit pension schemes		

The Group has two (2015 two) defined benefit pension schemes, both of which have been accounted for in accordance with IAS 19 (revised) 'Employee benefits'.

The schemes provide pension benefits payable to members (and potentially their spouses/dependants) for life. The level of benefits provided depends on the members' length of service and their salary in the final years leading up to retirement. Pensions in payment are generally increased in line with price inflation.

The schemes are governed by boards of trustees, composed of representatives of the company and scheme participants. The boards of trustees have control over the operation of the schemes and their funding and investment strategies. Investment decisions and agreement on contribution schedules are the joint responsibility of the Group and the trustees.

The majority of benefits are paid from trustee-administered funds, with a small number of unfunded pensions where the Group meets the benefit payment obligation as it falls due.

The schemes' assets are held in trusts and governed by local regulations and practice.

The Surrey Advertiser Newspaper Holdings Limited Pension & Life Assurance Scheme ('Surrey Scheme') was closed to future accrual with effect from 31 March 2006. The most recent actuarial valuation of this scheme was performed as at 5 April 2015. During the previous year, the Trustees commenced proceedings which will ultimately result in the wind-up of the scheme. On 25 June 2015, to secure the benefits for both deferred members and pensioners, the trustees signed a contract for the purchase of a bulk annuity policy.

The Trafford Park Printers 1990 Pension Scheme ('TPP Scheme') was closed to future accrual with effect from 31 December 2006. The most recent actuarial valuation for this Scheme was performed as at 1 April 2013.

The valuations for each of the schemes have been updated to 3 April 2016 for accounting purposes by a qualified independent actuary.

UK legislation requires the trustees of each scheme to carry out an actuarial valuation at least every three years and to target full funding against a basis that prudently reflects the scheme's exposure to risk. Following the last actuarial valuations the Group agreed to a funding plan to eliminate the shortfall by 31 March 2019 for the TPP Scheme. For the Surrey scheme there was no shortfall, however it is anticipated a balancing premium will need to be paid to Aviva, (once final data cleansing, GMP reconciliation and GMP equalisation work is completed), to fully secure the benefits of the scheme under the bulk annuity policy.

£635,000 contribution was paid during the year in respect of the Surrey Scheme and £1,190,800 contribution was paid into the TPP Scheme.

The expected contributions for the next reporting period are £403,000 in respect of the Surrey Scheme and £1,190,800 in respect of the TPP Scheme.

Guardian Media Group plc

Notes to the Financial Statements for the year ended 3 April 2016

Risks

Asset volatility

The scheme liabilities are calculated using a discount rate set with reference to corporate bond yields; if scheme assets underperform this yield (all else being equal), this will create a shortfall. The schemes hold a proportion of equities, which are expected to outperform corporate bonds in the long-term but they expose the schemes to volatility and risk in the short-term.

As the schemes mature, the Group (and trustees) intend(s) to reduce the level of investment risk by investing more in assets that better match the movement in the liabilities (for example gilts and bonds). However, the Group believes that due to the long-term nature of the scheme liabilities and the strength of the sponsoring employer, a controlled level of equity investment is an appropriate element of the Group's long-term strategy to manage the schemes efficiently.

Changes in gilts / corporate bond yields

A decrease in corporate bond yields will increase scheme liabilities, although this will be partially offset by an increase in the value of the schemes assets held in corporate bonds.

Inflation risk

The majority of the pension obligations are linked to inflation (i.e. the associated increases on the pensions before and after retirement are generally linked to price inflation). Higher inflation will lead to higher liabilities (although, some caps apply to the level of inflationary increases, which minimises the exposure to high inflation rates).

The schemes hold a proportion of the assets in index-linked gilts, whose value changes with movements in price inflation. Higher inflation will increase their value and offset some of the liability exposure.

Life expectancy

The majority of the schemes' obligations are to provide pension benefits for the life of the member (or the lifetime of their spouse / dependants). Therefore, increases in life expectancy will result in an increase in the schemes' liabilities.

Regulations

Actions taken by the UK pensions regulator, or changes to European legislation, could result in stronger funding standards, which could materially affect the schemes obligations and cash flow requirements from the Group.

The Group, along with the trustees of the schemes, manages the funding and investment strategy of the schemes to minimise these risks as much as possible.

Reconciliation of scheme assets and liabilities to assets and liabilities recognised

The amounts recognised in the statement of financial position are as follows:

	2016 £ m	2015 £ m
Fair value of scheme assets	46.2	49.4
Present value of scheme liabilities	(46.8)	(49.2)
Defined benefit pension scheme (deficit)/surplus	(0.6)	0.2

Guardian Media Group plc

Notes to the Financial Statements for the year ended 3 April 2016

Scheme assets

Changes in the fair value of scheme assets are as follows:

	2016 £ m	2015 £ m
Fair value at start of period	49.4	40.9
Interest income	1.6	1.8
Return on plan assets, excluding amounts included in interest income/(expense)	(4.9)	5.7
Employer contributions	1.8	2.2
Benefits paid	(1.7)	(1.2)
Fair value at end of period	<u>46.2</u>	<u>49.4</u>

Analysis of assets

The major categories of scheme assets are as follows:

	2016 £ m	2015 £ m
Cash and cash equivalents	0.1	0.1
Equity instruments	7.1	8.0
Debt instruments	20.2	41.3
Investment funds	18.8	-
	<u>46.2</u>	<u>49.4</u>

Equity instruments

Equity instruments can be further categorised as follows:

	2016 £ m	2015 £ m
Quoted		
Equity instruments	<u>7.1</u>	<u>8.0</u>

Debt instruments

Debt instruments can be further categorised as follows:

	2016 £ m	2015 £ m
Quoted		
Gilts	10.5	23.4
Corporate bonds	<u>9.7</u>	<u>17.9</u>
	<u>20.2</u>	<u>41.3</u>

Investment funds

Investment funds can be further categorised as follows:

Guardian Media Group plc

Notes to the Financial Statements for the year ended 3 April 2016

	2016 £ m	2015 £ m
Unquoted		
Investment funds	18.8	-

The pension scheme has not invested in any of the company's own financial instruments or in properties or other assets used by the company.

Scheme liabilities

Changes in the present value of scheme liabilities are as follows:

	2016 £ m	2015 £ m
Present value at start of period	49.2	38.5
Actuarial gains and losses arising from changes in financial assumptions	(2.8)	10.2
Actuarial gains and losses arising from experience adjustments	0.5	-
Interest cost	1.6	1.7
Benefits paid	(1.7)	(1.2)
Present value at end of period	46.8	49.2

Principal actuarial assumptions

The significant actuarial assumptions used to determine the present value of the defined benefit obligation at the statement of financial position date are as follows:

	2016 %	2015 %
Discount rate	3.5	3.3
CPI Inflation rate	2.4	2.4

Post retirement mortality assumptions

	2016 Years	2015 Years
Current UK pensioners at retirement age - male	22.9	22.9
Current UK pensioners at retirement age - female	25.4	25.5
Future UK pensioners at retirement age - male	25.1	25.2
Future UK pensioners at retirement age - female	27.7	27.8

Guardian Media Group plc

Notes to the Financial Statements for the year ended 3 April 2016

Amounts recognised in the income statement

	2016 £ m	2015 £ m
Amounts recognised in operating profit		
Recognised in arriving at operating profit	-	-
Amounts recognised in finance income or costs		
Interest expense on defined benefit obligation	(1.6)	(1.7)
Interest income on plan assets	1.6	1.8
Recognised in other finance cost	-	0.1
Total recognised in the income statement	-	0.1

Amounts taken to the Statement of Comprehensive Income

	2016 £ m	2015 £ m
Actuarial gains and (losses) arising from changes in financial assumptions	2.8	(10.2)
Actuarial gains and (losses) arising from experience adjustments	(0.5)	-
Return on plan assets, excluding amounts included in interest (expense)/income	(4.9)	5.7
Amounts recognised in the Statement of Comprehensive Income	(2.6)	(4.5)

Sensitivity analysis

A sensitivity analysis for the principal assumptions used to measure scheme liabilities is set out below:

	Surrey scheme %	TPP scheme %
Discount rate +0.5% p.a.	(9)	(15)
Discount rate - 0.5% p.a.	9	15
Price inflation* +0.25% p.a.	2	3
Price inflation* -0.25% p.a.	(2)	(3)
Life expectancy -1 year	(4)	(3)
Life expectancy +1 year	4	3

Guardian Media Group plc

Notes to the Financial Statements for the year ended 3 April 2016

* The impact shown implies the same change in both RPI and CPI. However, where the pension increases (before or after retirement) are subject to a cap which applies, no change to the assumption has been applied.

The above sensitivity analysis is based on a change in an assumption whilst holding all other assumptions constant. In practice, this is unlikely to occur and changes in some of the assumptions may be linked. In practice, changes in financial conditions could well lead to changes in the value of the schemes' assets.

30 Related party transactions

Transactions between subsidiary members of Guardian Media Group plc are not required to be disclosed as these transactions are fully eliminated on consolidation. In the course of normal operations, the Group has traded on an arm's length basis with joint ventures, associates and other related undertakings, principally Ascential plc (formerly Top Right Group Limited) and Seven Publishing Group Limited (disposed 18 January 2016).

The aggregated transactions which are considered to be material:

	2016 £ m	2015 £ m
Purchases	0.8	0.1
Rent receivable	-	1.1
Interest on loans and preference shares	<u>12.3</u>	<u>57.9</u>

At year end, balances outstanding in relation to these related parties amounted to £0.1m (2015 £150.5m). Prior to the IPO of Ascential plc, the previous outstanding preference shares were converted to ordinary shares.

The Group has sublet an operating lease on an arm's length basis to Seven Publishing Group Limited, an associate of the Group up to 18 January 2016, and the sublet income receivable is recognised over the period of the sublease. The total amount invoiced up to the point of disposal was £0.8 million (2015 £1.1 million) and this amount was offset against an onerous lease provision. The total debtor balance outstanding at the prior year end amounted to £281,000.

The Group paid £Nil (2015 £40,410) in charitable donations to the Scott Trust Foundation in which two of the Group's directors are trustees and one resigned during June 2015.

The Group paid £220,067 (2015 £179,590) in charitable donations to the Guardian Foundation.

The Group paid £66,000 (2015 £66,000) to one director (2015 one directors) of The Scott Trust Limited for services rendered to Guardian News & Media Limited in the normal course of business.

31 Parent and ultimate parent undertaking

The company's immediate parent is The Scott Trust Limited.

The most senior parent entity producing publicly available financial statements is The Scott Trust Limited. These financial statements are available upon request from The Secretary, The Scott Trust Limited, PO Box 68164, Kings Place, 90 York Way, London, N1P 2AP

Guardian Media Group plc

Notes to the Financial Statements for the year ended 3 April 2016

32 Investments in subsidiaries, joint ventures and associates

Details of the group subsidiaries as at 3 April 2016 are as follows:

Name of subsidiary	Description of shares held	Country of incorporation and principal place of business	Proportion of ownership interest and voting rights held by the group	
			2016	2015
Channel M Television Limited	£1 ordinary shares	United Kingdom	100%	100%
ContentNext Media Inc	Membership interest	United States of America	100%	100%
Contributoria Limited*	£1 ordinary shares	United Kingdom	100%	100%
FSE World Limited	£1 ordinary shares	United Kingdom	100%	100%
GMG B2B Limited*	£1 ordinary shares	United Kingdom	100%	100%
GMG Investco Limited*	£1 ordinary shares & 0.85 ordinary shares	United Kingdom	100%	100%
GMG Investco 2 Limited	£1 ordinary shares	United Kingdom	100%	100%
GMG Investco 3 Limited	£0.10 ordinary shares	United Kingdom	100%	100%
GMGRM North Limited*	£1 ordinary shares	United Kingdom	100%	100%
GMGRM South Limited*	£1 ordinary shares	United Kingdom	100%	100%
GNM Australia Pty Limited	AUD\$1 ordinary shares	Australia	100%	100%
GPC Manchester Limited*	£1 ordinary shares	United Kingdom	100%	100%
Guardian Education Interactive Limited	£1 ordinary shares	United Kingdom	100%	100%
Guardian News & Media (Holdings) Limited*	£1 ordinary shares	United Kingdom	100%	100%
Guardian News & Media Limited	£1 ordinary shares	United Kingdom	100%	100%
Guardian News and Media LLC	Membership interest	United States of America	100%	100%
Learnthings South Africa (Pty) Limited*	Ordinary shares	South Africa	100%	100%
Northprint Manchester Limited*	£1 ordinary shares	United Kingdom	50%	50%
Notice Limited*	£1 ordinary shares	United Kingdom	100%	100%
OG Enterprises Limited	£1 ordinary shares	United Kingdom	100%	100%

Guardian Media Group plc

Notes to the Financial Statements for the year ended 3 April 2016

Rawnam Limited*	£1 ordinary shares	United Kingdom	60%	60%
The Observer Limited*	£1 ordinary shares	United Kingdom	100%	100%
York Way 1001 Limited	£1 ordinary shares	United Kingdom	100%	100%

* indicates direct investment of Guardian Media Group plc

Details of the group associates as at 3 April 2016 are as follows:

Name of associate	Description of total shares	Country of incorporation and principal place of business	Proportion of ownership interest and voting rights held by the group	
			2016	2015
Ascential plc ^ *	10p ordinary shares	England and Wales	22.4%	0%
Seven Publishing Group Limited * +	£0.01 ordinary shares	United Kingdom	0%	41.9%

* indicates direct investment of Guardian Media Group plc

+ indicates accounted for using the equity method

^ Eden 2 & Cie SCA was ultimate holding company of Ascential plc (formally Top Right Group Limited). Until 9 February, the Group held a 33.1% (2015: 33.1%) share in Ascential plc. On 9 February 2016, Ascential plc listed on the London Stock Exchange by way of an Initial Public Offering (IPO) which reduced the ownership of the Group to 22.4%. Following this reduction in ownership it was determined that Ascential was no longer a joint venture and as such is classified below as an Associate.

Details of the group joint ventures as at 3 April 2016 are as follows:

Name of Joint-ventures	Description of total shares	Country of incorporation and principal place of business	Proportion of ownership interest and voting rights held by the group	
			2016	2015
Eden 2 & Cie SCA ^ * +	£0.30 ordinary shares	Luxembourg	0%	33.1%

* indicates direct investment of Guardian Media Group plc

+ indicates accounted for using the equity method

Registration number: 00094531

Guardian Media Group plc

Company Financial Statements

for the year ended 3 April 2016

Guardian Media Group plc

Independent Auditors' Report to the members of Guardian Media Group plc

Report on the financial statements

Our opinion

In our opinion, Guardian Media Group plc's company financial statements (the "financial statements"):

- give a true and fair view of the state of the company's affairs as at 3 April 2016;
- have been properly prepared in accordance with United Kingdom Generally Accepted Accounting Practice; and
- have been prepared in accordance with the requirements of the Companies Act 2006.

What we have audited

The financial statements, included within the Annual Report and Financial Statements (the "Annual Report"), comprise:

- the balance sheet as at 3 April 2016;
- the statement of changes in equity for the year then ended; and
- the notes to the financial statements, which include a summary of significant accounting policies and other explanatory information.

The financial reporting framework that has been applied in the preparation of the financial statements is United Kingdom Accounting Standards, comprising FRS 101 "Reduced Disclosure Framework", and applicable law (United Kingdom Generally Accepted Accounting Practice).

In applying the financial reporting framework, the directors have made a number of subjective judgements, for example in respect of significant accounting estimates. In making such estimates, they have made assumptions and considered future events.

Opinion on other matter prescribed by the Companies Act 2006

In our opinion the information given in the Strategic Report and Directors' Report for the financial year for which the financial statements are prepared is consistent with the financial statements.

Other matters on which we are required to report by exception

Adequacy of accounting records and information and explanations received

Under the Companies Act 2006 we are required to report to you if, in our opinion:

- we have not received all the information and explanations we require for our audit; or
- adequate accounting records have not been kept, or returns adequate for our audit have not been received from branches not visited by us; or
- the financial statements are not in agreement with the accounting records and returns.

We have no exceptions to report arising from this responsibility.

Directors' remuneration

Under the Companies Act 2006 we are required to report to you if, in our opinion, certain disclosures of directors' remuneration specified by law are not made. We have no exceptions to report arising from this responsibility.

Guardian Media Group plc

Independent Auditors' Report to the members of Guardian Media Group plc

Responsibilities for the financial statements and the audit

Our responsibilities and those of the directors

As explained more fully in the Statement of Directors' Responsibilities (set out on page 7), the directors are responsible for the preparation of the financial statements and for being satisfied that they give a true and fair view.

Our responsibility is to audit and express an opinion on the financial statements in accordance with applicable law and International Standards on Auditing (UK and Ireland) ("ISAs (UK & Ireland)"). Those standards require us to comply with the Auditing Practices Board's (APB's) Ethical Standards for Auditors.

This report, including the opinions, has been prepared for and only for the company's members as a body in accordance with Chapter 3 of Part 16 of the Companies Act 2006 and for no other purpose. We do not, in giving these opinions, accept or assume responsibility for any other purpose or to any other person to whom this report is shown or into whose hands it may come save where expressly agreed by our prior consent in writing.

What an audit of financial statements involves

We conducted our audit in accordance with ISAs (UK & Ireland). An audit involves obtaining evidence about the amounts and disclosures in the financial statements sufficient to give reasonable assurance that the financial statements are free from material misstatement, whether caused by fraud or error. This includes an assessment of:

- whether the accounting policies are appropriate to the company's circumstances and have been consistently applied and adequately disclosed;
- the reasonableness of significant accounting estimates made by the directors; and
- the overall presentation of the financial statements.


We primarily focus our work in these areas by assessing the directors' judgements against available evidence, forming our own judgements, and evaluating the disclosures in the financial statements.

We test and examine information, using sampling and other auditing techniques, to the extent we consider necessary to provide a reasonable basis for us to draw conclusions. We obtain audit evidence through testing the effectiveness of controls, substantive procedures or a combination of both.

In addition, we read all the financial and non-financial information in the Annual Report to identify material inconsistencies with the audited financial statements and to identify any information that is apparently materially incorrect based on, or materially inconsistent with, the knowledge acquired by us in the course of performing the audit. If we become aware of any apparent material misstatements or inconsistencies we consider the implications for our report.

Other matter

We have reported separately on the group financial statements of Guardian Media Group plc for the year ended 3 April 2016.



Samuel Tomlinson (Senior Statutory Auditor)
For and on behalf of PricewaterhouseCoopers LLP
Chartered Accountants and Statutory Auditors
London


29 June 2016

Guardian Media Group plc


(Registration number: 00094531)
Balance Sheet as at 3 April 2016

	Note	2016 £ m	2015 £ m
Fixed assets			
Investments	4	706.9	814.0
Available for sale financial assets	5	<u>614.1</u>	<u>637.2</u>
		<u>1,321.0</u>	<u>1,451.2</u>
Current assets			
Debtors	6	33.6	38.4
Deferred tax assets	3	0.2	(2.3)
Available for sale financial assets	5	96.3	160.5
Cash at bank and in hand	7	<u>57.3</u>	<u>39.6</u>
		187.4	236.2
Creditors: Amounts falling due within one year			
Trade and other payables	8	<u>(928.1)</u>	<u>(919.3)</u>
Net current liabilities		<u>(740.7)</u>	<u>(683.1)</u>
Net assets excluding pension asset/(liability)		580.3	768.1
Net pension (liability)/asset	10	<u>(0.4)</u>	<u>2.2</u>
Net assets		<u>579.9</u>	<u>770.3</u>
Capital and reserves			
Called up share capital	9	0.9	0.9
Other reserves		0.1	0.1
Profit and loss account		<u>578.9</u>	<u>769.3</u>
Shareholders' funds		<u>579.9</u>	<u>770.3</u>

Approved by the Board on 29 June 2016 and signed on its behalf by:



Neil Berkett
Chairman



Richard Kerr
Director

Guardian Media Group plc

Statement of Changes in Equity for the year ended 3 April 2016

	Share capital £ m	Other reserves £ m	Retained earnings £ m	Total £ m
At 30 March 2015	0.9	0.1	769.3	770.3
Loss for the period	-	-	(161.1)	(161.1)
Other comprehensive income	-	-	(28.9)	(28.9)
Total comprehensive income	-	-	(190.0)	(190.0)
Dividends	-	-	(0.4)	(0.4)
At 3 April 2016	0.9	0.1	578.9	579.9
	Share capital £ m	Other reserves £ m	Retained earnings £ m	Total £ m
At 31 March 2014	0.9	0.1	746.0	747.0
Loss for the period	-	-	(26.8)	(26.8)
Other comprehensive income	-	-	50.4	50.4
Total comprehensive income	-	-	23.6	23.6
Dividends	-	-	(0.3)	(0.3)
At 29 March 2015	0.9	0.1	769.3	770.3

Guardian Media Group plc

Notes to the Financial Statements for the year ended 3 April 2016

1 Accounting policies

Summary of significant accounting policies and key accounting estimates

The principal accounting policies applied in the preparation of these financial statements are set out below. These policies have been consistently applied to all the years presented, unless otherwise stated.

Basis of preparation

The company has transitioned to Financial Reporting Standard 101, 'Reduced Disclosure Framework' (FRS 101) from the previously extant UK Generally Accepted Accounting Practice for all periods presented. Transition tables showing all material adjustments are disclosed in note 16.

The financial statements have been prepared under the historical cost convention and in accordance with Companies Act 2006.

A separate profit and loss account dealing with the results of the company has not been presented, as permitted by Section 408 of the Companies Act 2006. The loss for the year is £161.1 million (2015: £26.8 million).

The financial statements of the company are made up to the Sunday closest to 31 March each year. Consequently, the financial statements for the current period cover the 53 weeks ended 3 April 2016 and for the comparative period cover the 52 weeks ended 29 March 2015.

Summary of disclosure exemptions

The following exemptions from the requirements of IFRS have been applied in the preparation of these financial statements, in accordance with FRS 101:

- IAS 1 'Presentation of financial statements': information on management of capital has not been presented. Comparative financial information in respect of paragraph 73 (E) of IAS 16 Property, plant and equipment and paragraph 11 (e) of IAS 38 Intangible assets has not been presented.
- IAS 7 'Statement of cash flows': A cash flow statement has not been presented.
- IAS 8 'Accounting Policies, Changes in Accounting Estimates and Errors': Disclosure in respect of new standards and interpretations that have been issued but which are not yet effective has not been provided.
- IAS 24 'Related party disclosures': Key Management personnel compensation has not been presented. Related party transactions entered into between two or more members of the group, provided that the subsidiary which is a party to the transaction is wholly owned by such a member have not been disclosed.
- IFRS 7 'Financial instruments: Disclosures': None of the disclosures required by IFRS 7 have been presented.
- IFRS 13 'Fair value measurement': None of the disclosures required by IFRS 13 have been presented.

Going concern

The financial statements have been prepared on a going concern basis.

Other accounting policies

All other accounting policies are as per the Group section of this report, note 2.

2 Auditors' remuneration

	2016 £ m	2015 £ m
Audit of the financial statements	0.1	0.1
Other fees to auditors		
All other tax advisory services	0.1	0.1

Guardian Media Group plc

Notes to the Financial Statements for the year ended 3 April 2016

3 Deferred tax

The deferred tax asset recognised at the year end relates to the company's defined benefit pension scheme, other short term timing differences and non trading losses carried forward which are available to be utilised against the future profits earned from the company's available-for-sale assets on which a deferred tax liability is accounted for.

Deferred tax assets have not been recognised where they relate to losses where their future utilisation against profits cannot be reasonably foreseen. There is an unrecognised deferred tax asset at the balance sheet date of £5.1m (2015: £11.1m).

Deferred tax

Deferred tax assets and liabilities

Deferred tax movement during the period:

	At 30 March 2015 £ m	Recognised in income £ m	Recognised in other comp- rehensive income £ m	At 3 April 2016 £ m
Accelerated tax depreciation	0.1	(0.1)	-	-
Pension benefit obligations	(0.5)	(0.1)	0.7	0.1
Available-for-sale financial assets	(13.3)	(4.7)	9.3	(8.7)
Tax losses carry-forwards	11.0	(2.7)	0.4	8.7
Other items	0.4	(0.3)	-	0.1
Net tax assets/(liabilities)	<u>(2.3)</u>	<u>(7.9)</u>	<u>10.4</u>	<u>0.2</u>

Guardian Media Group plc

Notes to the Financial Statements for the year ended 3 April 2016

4 Investments

Subsidiaries

£ m

Cost or valuation

At 31 March 2014	1,088.7
Additions	<u>23.3</u>
At 29 March 2015	<u>1,112.0</u>
At 30 March 2015	<u>1,112.0</u>
Additions	<u>68.4</u>
At 3 April 2016	<u>1,180.4</u>

Provision

At 31 March 2014	595.6
Charge	<u>24.1</u>
At 29 March 2015	<u>619.7</u>
At 30 March 2015	<u>619.7</u>
Charge	<u>60.0</u>
At 3 April 2016	<u>679.7</u>

Carrying amount

At 3 April 2016	<u>500.7</u>
At 29 March 2015	<u>492.3</u>
At 31 March 2014	<u>493.1</u>

Details of the operating subsidiaries which are either wholly owned by the Company or its subsidiaries are shown in the Group section of this report in note 32.

Guardian Media Group plc

Notes to the Financial Statements for the year ended 3 April 2016

Joint ventures

	£ m
Cost or valuation	
At 31 March 2014	592.5
Revaluation	(2.6)
Additions	<u>70.9</u>
At 29 March 2015	<u>660.8</u>
At 30 March 2015	660.8
Additions	10.9
Disposals	<u>(671.7)</u>
At 3 April 2016	<u>-</u>
Provision for impairment	
At 31 March 2014	309.7
Charge	<u>32.1</u>
At 29 March 2015	<u>341.8</u>
At 30 March 2015	341.8
Charge	7.0
Eliminated on disposal	<u>(348.8)</u>
At 3 April 2016	<u>-</u>
Carrying amount	
At 3 April 2016	<u><u>-</u></u>
At 29 March 2015	<u><u>319.0</u></u>
At 31 March 2014	<u><u>282.8</u></u>

During the year, Ascential plc (formally known as Top Right Group Limited) ceased to be a joint venture and is now accounted for as an associate. Details of the joint ventures are shown in the Group section of this report in notes 16 and 32.

Guardian Media Group plc

Notes to the Financial Statements for the year ended 3 April 2016

Associates

	£ m
Cost or valuation	
At 31 March 2014	<u>10.4</u>
At 29 March 2015	<u>10.4</u>
At 30 March 2015	10.4
Disposals	(10.4)
Additions	179.2
Revaluation	<u>27.0</u>
At 3 April 2016	<u>206.2</u>
Provision for impairment	
At 31 March 2014	<u>7.7</u>
At 29 March 2015	<u>7.7</u>
At 30 March 2015	7.7
Eliminated on disposal	<u>(7.7)</u>
At 3 April 2016	<u>-</u>
Carrying amount	
At 3 April 2016	<u><u>206.2</u></u>
At 29 March 2015	<u><u>2.7</u></u>
At 31 March 2014	<u><u>2.7</u></u>

During the year the investment in Ascential plc was transferred from joint ventures to associates and the investment in Seven Publishing Group Limited was disposed of. Details of the associates are shown in the Group section of the report in notes 16 and 32.

5 Other financial assets

	2016 £ m	2015 £ m
Non-current financial assets		
Available for sale financial assets	<u>614.1</u>	<u>637.2</u>
	2016 £ m	2015 £ m
Current financial assets		
Available for sale financial assets	<u>96.3</u>	<u>160.5</u>

Guardian Media Group plc

Notes to the Financial Statements for the year ended 3 April 2016

Movement in available for sale assets

	2016 £ m	2015 £ m
Cost		
At 30 March	797.7	164.1
Revaluation	(27.5)	60.7
Additions	302.3	625.5
Disposals	(353.2)	(43.6)
Transfers to and from equity	(8.9)	(9.0)
At 3 April	<u>710.4</u>	<u>797.7</u>
Carrying amount		
At 3 April	<u>710.4</u>	<u>797.7</u>

Details of the available for sale investments are shown in the Group section of the report in note 12.

6 Trade and other receivables

	2016 £ m	2015 £ m
Receivables from related parties	33.3	37.7
Prepayments	0.1	0.4
Other receivables	0.2	0.3
Total current trade and other receivables	<u>33.6</u>	<u>38.4</u>

7 Cash and cash equivalents

	3 April 2016 £ m	29 March 2015 £ m
Cash at bank	0.2	0.2
Short-term deposits	<u>57.1</u>	<u>39.4</u>
	<u>57.3</u>	<u>39.6</u>

8 Trade and other payables

	2016 £ m	2015 £ m
Trade payables	-	0.2
Accrued expenses	3.1	4.3
Amounts due to related parties	917.7	910.2
Social security and other taxes	(0.1)	(0.5)
Other payables	7.4	5.1
	<u>928.1</u>	<u>919.3</u>

Guardian Media Group plc

Notes to the Financial Statements for the year ended 3 April 2016

9 Share capital

Allotted, called up and fully paid shares

	2016		2015	
	No. m	£ m	No. m	£ m
Ordinary shares of £1 each	<u>0.9</u>	<u>0.9</u>	<u>0.9</u>	<u>0.9</u>

10 Pension and other schemes

Defined contribution pension scheme

The company operates a defined contribution pension scheme. The pension cost charge for the period represents contributions payable by the company to the scheme and amounted to £71,803 (2015 - £300,182).

Defined benefit pension schemes

The Surrey Advertiser Newspaper Holdings Limited Pension & Life Assurance Scheme

Effective from 8 February 2010, the Company became principal employer of The Surrey Advertiser Newspaper Holdings Limited Pension & Life Assurance Scheme.

This Scheme was closed to future accrual with effect from 31 March 2006.

Contributions payable to the pension scheme at the end of the period are £Nil (2015 - £Nil).

The expected contributions to the plan for the next reporting period are £403,000.

The scheme was most recently valued on 5 April 2015. UK legislation requires the trustees of each scheme to carry out an actuarial valuation at least every three years and to target full funding against a basis that prudently reflects the scheme's exposure to risk. Following the last actuarial valuations there was no funding shortfall, however it is anticipated a balancing premium will need to be paid to Aviva, (once final data cleansing, GMP reconciliation and GMP equalisation work is completed), to fully secure the benefits of the scheme under the bulk annuity policy.

Guardian Media Group plc

Notes to the Financial Statements for the year ended 3 April 2016

Risks

Asset volatility

The scheme liabilities are calculated using a discount rate set with reference to corporate bond yields; if scheme assets underperform this yield (all else being equal), this will create a shortfall. The schemes hold a proportion of equities, which are expected to outperform corporate bonds in the long-term but they expose the schemes to volatility and risk in the short-term.

As the schemes mature, the Group (and trustees) intend(s) to reduce the level of investment risk by investing more in assets that better match the movement in the liabilities (for example gilts and bonds). However, the Group believes that due to the long-term nature of the scheme liabilities and the strength of the sponsoring employer, a controlled level of equity investment is an appropriate element of the Group's long-term strategy to manage the schemes efficiently.

Changes in gilts / corporate bond yields

A decrease in corporate bond yields will increase scheme liabilities, although this will be partially offset by an increase in the value of the schemes assets held in corporate bonds.

Inflation risk

The majority of the pension obligations are linked to inflation (i.e. the associated increases on the pensions before and after retirement are generally linked to price inflation). Higher inflation will lead to higher liabilities (although, some caps apply to the level of inflationary increases, which minimises the exposure to high inflation rates).

The schemes hold a proportion of the assets in index-linked gilts, whose value changes with movements in price inflation. Higher inflation will increase their value and offset some of the liability exposure.

Life expectancy

The majority of the schemes' obligations are to provide pension benefits for the life of the member (or the lifetime of their spouse / dependants). Therefore, increases in life expectancy will result in an increase in the schemes' liabilities.

Regulations

Actions taken by the UK pensions regulator, or changes to European legislation, could result in stronger funding standards, which could materially affect the schemes obligations and cash flow requirements from the Company.

The Company, along with the trustees of the schemes, manages the funding and investment strategy of the schemes to minimise these risks as much as possible.

Reconciliation of scheme assets and liabilities to assets and liabilities recognised

The amounts recognised in the statement of financial position are as follows:

	2016 £ m	2015 £ m
Fair value of scheme assets	19.0	22.4
Present value of scheme liabilities	(19.4)	(20.2)
Defined benefit pension scheme (deficit)/surplus	(0.4)	2.2

Scheme assets

Changes in the fair value of scheme assets are as follows:

Guardian Media Group plc

Notes to the Financial Statements for the year ended 3 April 2016

	2016 £ m	2015 £ m
Fair value at start of period	22.4	19.5
Interest income	0.7	0.9
Return on plan assets, excluding amounts included in interest income/(expense)	(3.7)	3.0
Employer contributions	0.6	-
Benefits paid	(1.0)	(1.0)
Fair value at end of period	<u>19.0</u>	<u>22.4</u>

Analysis of assets

The major categories of scheme assets are as follows:

	2016 £ m	2015 £ m
Cash and cash equivalents	0.1	0.1
Debt instruments	-	22.3
Investment funds	<u>18.9</u>	<u>-</u>
	<u>19.0</u>	<u>22.4</u>

Debt instruments

Debt instruments can be further categorised as follows:

	2016 £ m	2015 £ m
Quoted		
Gilts	-	14.1
Corporate bonds	<u>-</u>	<u>8.3</u>
	<u>-</u>	<u>22.4</u>

Investment funds

Investment funds can be further categorised as follows:

	2016 £ m	2015 £ m
Unquoted		
Annuity policy	<u>18.9</u>	<u>-</u>

The pension scheme has not invested in any of the company's own financial instruments or in properties or other assets used by the company.

Scheme liabilities

Changes in the present value of scheme liabilities are as follows:

Guardian Media Group plc

Notes to the Financial Statements for the year ended 3 April 2016

	2016 £ m	2015 £ m
Present value at start of period	20.2	17.1
Actuarial gains and losses arising from changes in financial assumptions	(0.8)	3.2
Actuarial gains and losses arising from experience adjustments	0.5	-
Interest cost	0.6	0.8
Contributions by scheme participants	(1.1)	(0.9)
Present value at end of period	<u>19.4</u>	<u>20.2</u>

Principal actuarial assumptions

The significant actuarial assumptions used to determine the present value of the defined benefit obligation at the statement of financial position date are as follows:

	2016 %	2015 %
Discount rate	3.4	3.1
Future pension increases	<u>3.1</u>	<u>3.2</u>

Post retirement mortality assumptions

	2016 Years	2015 Years
Current UK pensioners at retirement age - male	22.9	22.9
Current UK pensioners at retirement age - female	25.4	25.5
Future UK pensioners at retirement age - male	25.1	25.2
Future UK pensioners at retirement age - female	<u>27.7</u>	<u>27.8</u>

Amounts recognised in the income statement

	2016 £ m	2015 £ m
Amounts recognised in finance income or costs		
Net interest	(0.1)	(0.1)
Total recognised in the income statement	<u>(0.1)</u>	<u>(0.1)</u>

Amounts taken to the Statement of Comprehensive Income

	2016 £ m	2015 £ m
Actuarial gains and losses arising from changes in financial assumptions	(0.9)	3.2
Actuarial gains and losses arising from experience adjustments	0.5	-
Return on plan assets, excluding amounts included in interest income/(expense)	3.7	(3.0)
Amounts recognised in the Statement of Comprehensive Income	<u>3.3</u>	<u>0.2</u>

Guardian Media Group plc

Notes to the Financial Statements for the year ended 3 April 2016

11 Dividends

	2016 £ m	2015 £ m
Final dividend of £0.444 (2015 - £0.389) per ordinary share	<u>0.4</u>	<u>0.3</u>

12 Guarantees

In the normal course of business the Company has given guarantees in respect of commercial transactions.

(a) the Company has given a guarantee to The Royal Bank of Scotland plc to secure the overdrafts of certain of its subsidiary companies.

(b) the Company has given a guarantee to Lloyds Bank plc in respect of certain leasing obligations of certain subsidiary companies amounting to £33.7 million (2014 £40.3 million).

(c) the Company has given a guarantee to Guardian News & Media Limited to support the carrying value of certain fixed assets held in that subsidiary.

13 Related party transactions

Transactions between subsidiary members of Guardian Media Group plc are not required to be disclosed as these transactions are fully eliminated on consolidation.

In the course of normal operations, the Group has traded on an arm's length basis with Ascential (formally Top Right Group) in which interest was received on loans and preference shares of £12.3 million (2015: £150.5 million).

At year end, balances outstanding in relation to these transactions amounted to £nil (2015: £130.5 million).

The Company paid £Nil (2015 £40,410) in charitable donations to the Scott Trust Foundation in which two of the Groups directors are trustees and one resigned during June 2015.

The Company paid £220,067 (2015 £179,590) in charitable donations to the Guardian Foundation..

14 Parent and ultimate parent undertaking

The company's immediate parent is The Scott Trust Limited.

The ultimate parent is The Scott Trust Limited.

The most senior parent entity producing publicly available financial statements is The Scott Trust Limited. These financial statements are available upon request from The Secretary, The Scott Trust Limited, PO Box 68164, Kings Place, 90 York Way, London, N1P 2AP

Guardian Media Group plc

Notes to the Financial Statements for the year ended 3 April 2016

15 Transition to FRS 101

The material transition adjustments relate to the recognition of investment assets at fair value and the recognition of the defined benefit pension plan asset.

Under UK GAAP, investments are held at cost less provisions for any permanent diminution in value. Under IFRS, investments are initially recognised at cost and subsequently are usually measured at their fair value at the balance sheet date unless held to maturity with the fair value gains taken to the statement of other comprehensive income (2015: £79.3 million gain).

Under UK GAAP, where a defined benefit pension plan is in an asset position, no such asset is recognised on the balance sheet. Under IFRS, this asset is recognised and the actuarial gains are recognised in the statement of other comprehensive income (2015: £0.1 million charge).

Deferred tax has been recognised on the above transactions with a total charge to other comprehensive income in 2015 of £3.9 million.

*Available for sale financial assets is an IFRS term, under UK GAAP these items are considered to be other investments.

Guardian Media Group plc

Notes to the Financial Statements for the year ended 3 April 2016

Balance sheet at 31 March 2014

	UK GAAP £ m	Re- classifications £ m	Re- measurements £ m	FRS 101 £ m
Fixed assets				
Investments	778.6	-	-	778.6
Available for sale financial assets*	136.7	-	27.3	164.0
	<u>915.3</u>	<u>-</u>	<u>27.3</u>	<u>942.6</u>
Current assets				
Deferred tax assets	-	0.4	-	0.4
Debtors	8.9	(0.4)	-	8.5
Cash at bank and in hand	671.1	-	-	671.1
	<u>680.0</u>	<u>-</u>	<u>-</u>	<u>680.0</u>
Creditors: Amounts falling due within one year	<u>(878.4)</u>	<u>-</u>	<u>-</u>	<u>(878.4)</u>
Creditors: Amounts falling due after more than one year				
Creditors over 1 year	-	-	0.5	0.5
Pension and healthcare	-	-	2.3	2.3
	<u>-</u>	<u>-</u>	<u>2.8</u>	<u>2.8</u>
Net assets	<u>716.9</u>	<u>-</u>	<u>30.1</u>	<u>747.0</u>
Capital and reserves				
Share capital	0.9	-	-	0.9
Other reserves	0.1	-	-	0.1
Profit and loss account	715.9	-	30.1	746.0
Shareholders' funds	<u>716.9</u>	<u>-</u>	<u>30.1</u>	<u>747.0</u>

Guardian Media Group plc

Notes to the Financial Statements for the year ended 3 April 2016

Balance sheet at 29 March 2015

	UK GAAP £ m	Re- classifications £ m	Re- measurements £ m	FRS 101 £ m
Fixed assets				
Investments	814.0	-	-	814.0
Available for sale financial assets*	557.0	-	80.2	637.2
	<u>1,371.0</u>	<u>-</u>	<u>80.2</u>	<u>1,451.2</u>
Current assets				
Deferred tax assets	-	1.8	(4.1)	(2.3)
Debtors	40.7	(2.3)	-	38.4
Available for sale financial assets	161.3	-	(0.8)	160.5
Cash at bank and in hand	39.6	-	-	39.6
	<u>241.6</u>	<u>(0.5)</u>	<u>(4.9)</u>	<u>236.2</u>
Creditors: Amounts falling due within one year	<u>(916.1)</u>	<u>0.5</u>	<u>(3.7)</u>	<u>(919.3)</u>
Creditors: Amounts falling due after more than one year				
Pension and healthcare	-	-	2.2	2.2
Net assets	<u>696.5</u>	<u>-</u>	<u>73.8</u>	<u>770.3</u>
Capital and reserves				
Share capital	0.9	-	-	0.9
Other reserves	0.1	-	-	0.1
Profit and loss account	695.5	-	73.8	769.3
Shareholders' funds	<u>696.5</u>	<u>-</u>	<u>73.8</u>	<u>770.3</u>