


LONDON SECURITY PLC

ANNUAL REPORT AND ACCOUNTS 2009

Registered Number

53417

FRIDAY



A26ZLLQD

A28

16/07/2010

405

COMPANIES HOUSE

CORPORATE STATEMENT

London Security plc is a leader in Europe's fire security industry. Each year we provide fire protection for over 173,000 customers through our local presence in the United Kingdom, Belgium, Holland and Austria.

Our services and products are commercialised through the well and long established brands of Nu-Swift, Ansul, Total, Premier and Master. The unique styling of our products makes them immediately recognisable to both the industry and customers alike.

We aim to achieve the highest levels of service and product quality through continuing training of our employees to the most stringent servicing standards and the development of the highest performance rated fire products. These activities are performed whilst considering the preservation of the environment

From the largest blue chip companies to governments and private individuals, our customers know that our name stands for integrity of service by the best trained and qualified individuals with quality products that have achieved the highest performance ratings.

REVENUE (£M)					ADJUSTED* OPERATING PROFIT (£M)					ADJUSTED* EARNINGS PER SHARE (P)				
				86.0				18.9	19.8					118.2
			74.9				16.8							
64.8	64.4	66.6			12.2	12.7								
										45.8				
											61.9			
												73.0		
													45.2	
2005	2006	2007	2008	2009	2005	2006	2007	2008	2009	2005	2006	2007	2008	2009

* Adjusted for amortisation of goodwill and profit on disposal of subsidiary undertakings

EUROPEAN GROUP BRANDS

London Security plc continues to deliver industry-leading profit margins since acquiring the Ansul and Nu-Swift businesses in December 1999. The challenges for the future are to continue to grow through acquisition and organically and to build upon our competitive advantage of being a complete fire protection solution provider.

IFC Corporate Statement	15 Consolidated Statement of Changes in Equity
01 European Group Brands	16 Consolidated Statement of Financial Position
02 Chairman's Statement	17 Consolidated Statement of Cash Flow
04 Financial Review	18 Notes to the Financial Statements
07 Operational Review	39 Independent Auditors' Report
08 Directors and Company Advisers	40 Parent Company Balance Sheet
09 Report of the Directors	41 Notes to the Parent Company Financial Statements
12 Directors' Remuneration Report	46 Notice of Annual General Meeting
13 Independent Auditors' Report	IBC Group Companies
14 Consolidated Income Statement	
14 Consolidated Statement of Comprehensive Income	

CHAIRMAN'S STATEMENT

FINANCIAL HIGHLIGHTS

REVENUE

£86.0 million

2008 £74.9 million

EBITDA*

£23.2 million

2008 £21.6 million

OPERATING PROFIT

£19.8 million

2008 £18.9 million

* Earnings before interest, taxation, depreciation, amortisation and impairment charges

FINANCIAL HIGHLIGHTS

Financial highlights of the audited results for the year ended 31 December 2009 compared with the year ended 31 December 2008 are as follows

- revenue of £86.0 million (2008 £74.9 million),
- operating profit before depreciation and amortisation of £23.2 million (2008 £21.6 million), and
- operating profit of £19.8 million (2008 £18.9 million)

TRADING REVIEW

The financial highlights illustrate that the Group's revenue increased by £11.1 million (14.8%) to £86.0 million and operating profit increased by £0.9 million (4.8%) to £19.8 million

The Group has continued to support and develop its traditional business roots in servicing fire extinguishers, hose reels and fire alarms and growing our new activities through our multi-service strategy offering. This was achieved through a series of training and employee development programmes, which has resulted in improved customer retention and greater motivation of the workforce. The Group continues its evolution from being solely an extinguisher supplier to the customers' safety partner.

A more detailed review of this year's performance is given in the Financial Review and Operational Review. In summary 2009 was a difficult year but, with the benefit of acquisitions and a favourable exchange rate, we have still recorded creditable results despite the testing economic environment.

ACQUISITIONS

In 2008 the Group acquired the contracts and brand name of Somati FIE N V in Belgium. This new business unit has now been integrated into our operations and has contributed fully towards our results in 2009.

In the UK we have continued to acquire further contracts to service fire equipment through smaller acquisitions. No fixed overhead was added as a result of these UK acquisitions.

It remains a principal aim of the Group to grow through acquisition. Acquisitions are being sought throughout Europe and the Group will invest at the upper end of the price spectrum where an adequate return is envisaged by the Board.

MANAGEMENT AND STAFF

2009 was a year in which the staff performed well and, on your behalf, I would like to express thanks and appreciation for their contribution.

DIVIDENDS

The Board is not recommending the payment of a final dividend in respect of 2009.

Dividend policy continues to be reviewed regularly by the Board.

FINANCING

In 2008 the Group suffered a charge of £7.7 million as a result of exchange losses on foreign currency loans. In 2009 the Group implemented a net investment hedge against this risk which permits the Group to recognise exchange rate volatility through reserves. Falling interest rates have resulted in lower interest payable and receivable within finance costs.


FUTURE PROSPECTS

2010 will also be a challenging year but, with the effect of past and potential acquisitions and our multi-service offering, we are in a strong position to face the challenges that will invariably present. Therefore we expect to continue to deliver strong results in the future.

ANNUAL GENERAL MEETING

The Annual General Meeting will be held at 10 Bruton Street, 5th Floor, London W1J 6PX on 9 June 2010 at 11 am. You will find enclosed a form of proxy for use at that Meeting which you are requested to complete and return in accordance with the instructions on the form. I shall, along with your Directors, look forward to meeting you at that time.

J G MURRAY
Chairman
4 May 2010



FINANCIAL REVIEW

SUMMARY OF RESULTS

	2009 £ 000	2008 £ 000
Revenue	85,968	74,892
Operating profit	19,764	18,877
Profit on ordinary activities before taxation	18,303	9,540

“ The Group has made a concerted effort in 2009 to reduce the level of inventories and trade and other receivables. This has had a positive impact on working capital. ”

CONSOLIDATED INCOME STATEMENT

The Group's revenue increased by £11.1 million (14.8%) to £86.0 million and operating profit increased by £0.9 million (4.8%) to £19.8 million. However these results partially reflect the full year effect of businesses acquired in 2008 and the movement in the Sterling to Euro average exchange rate which has declined from 1.26 to 1.12. If the 2009 results from the European subsidiaries had been translated at 2008 rates, revenue would have been £78.8 million instead of £86.0 million, but would still have shown an increase of 5.2%.

On the same basis operating profit would have been £17.9 million instead of £19.8 million – a decrease of 5.3% compared to 2008, reflecting the recession experienced in all countries in which the Group operates.

Net finance costs have decreased from £9.3 million to £1.5 million. This movement should be considered in terms of its three components:

- **Finance income** Finance income has declined from £1.7 million to £0.6 million. Income in 2008 included £0.8 million in respect of interest from HMRC following the settlement of a long running dispute which was determined in the Group's favour. Interest earned on the Group's deposits has declined in line with interest rates available in the market.
- **Finance cost** The interest charged has declined from £3.4 million to £2.0 million reflecting the reduction in the weighted average interest rate from 6.0% in 2008 to 2.9% in 2009, and the repayments of £8.0 million in the year.
- **Exchange movements on foreign currency loans** This reflects the net investment hedge the Group implemented in 2009 as a result of which exchange movements on foreign currency loans are recognised through reserves. This would have been a gain of £2.5 million this year (2008: loss of £7.7 million).

The tax charge for the year has been reduced by £1.7 million representing the release of a tax provision. This claim against two of the Group's UK subsidiaries has been settled with HMRC and consequently the provision was no longer required.

CONSOLIDATED STATEMENT OF FINANCIAL POSITION

The Group has made a concerted effort in 2009 to reduce the level of inventories and trade and other receivables. Inventories have reduced by £0.7 million and trade and other receivables by £3.0 million despite increased revenue. This has had a positive impact on working capital, cash generated from operations has increased by £8.8 million and the year end cash and cash equivalents by £8.2 million.

Borrowings have decreased from £53.7 million to £43.2 million. The movement can be analysed as follows:

	£million
Opening borrowings	53.7
Loans repaid	(8.0)
Exchange rate impact	(2.5)
Closing borrowings	43.2

TREASURY MANAGEMENT AND POLICY

The Board considers foreign currency translation exposure and interest rates to be the only potential treasury risks. Treasury policies and guidelines are authorised and reviewed by the Board.

Regarding the translation exposure, the Group's borrowings of £43.2 million are split between Euro and Sterling according to the forecast income streams.

This policy acts as a natural hedge as the effect of an adverse exchange movement on translation of foreign currency loans would be offset by a positive effect of translating income streams from Europe, and vice versa.

Regarding the interest risk, the Group's borrowings (£35.2 million denominated in Euros and £8.0 million denominated in Sterling) are subject to floating rates based on EURIBOR and LIBOR plus a margin of between 0.6% and 1.5%.

In 2006 and 2008 interest rate caps were taken out for the full amount of the Group's borrowings to minimise the impact of any large increases in EURIBOR and LIBOR and to take advantage of low market interest rates prevailing at the time. The effect of these caps is to limit the Group's exposure to EURIBOR to a maximum of 4.25% to 5.25% and LIBOR to a maximum of 5.50% to 6.25%. The caps remain in place until the loans are repaid in June 2013.

In 2009 the Group decided to change its accounting policy and implemented a net investment hedge to hedge foreign exposure risk. The objective of the hedge is to remove the exchange movement volatility on the Group's foreign operations and foreign borrowings. The effective hedging relationship will allow the Group to book the exchange rate movements in borrowings and investments through reserves. The net investment hedge is perfectly effective as:

- the borrowings are in the same currency as the investment, and
- the borrowings have a carrying value lower than the net investment in the foreign operations.

KEY PERFORMANCE INDICATORS

	Year ended 31 December 2009	Year ended 31 December 2008
The average revenue per employee	£102,956	£90,668
Operating cash flow ⁽¹⁾ as a percentage of operating assets ⁽²⁾ employed	104.1%	57.5%
Operating profit divided by interest charge ⁽³⁾	9.8	7.2
Net debt	£24.1 million	£42.8 million

⁽¹⁾ Operating cash flow before defined benefit scheme contributions.

⁽²⁾ Operating assets are net assets employed excluding pension liabilities, loans, deferred tax, corporation tax balances, goodwill and cash.

⁽³⁾ Interest charge is stated excluding any exchange differences.

FINANCIAL REVIEW CONTINUED

“ The business will continue to develop new sales channels that will enable the Group to take advantage of favourable market conditions and opportunities as they arise. ”

SEGMENTAL REPORTING

The Directors have considered the requirements of IFRS 8 “Operating segments”. Operating segments are reported in a manner consistent with the internal reporting provided to the Chief Operating Decision Maker (“CODM”). The CODM for the London Security Group has been identified as the Board as ultimately this function is responsible for the allocation of resources and assessing the performance of the Group’s business units. The management information on which the CODM makes its decisions has been reviewed in an attempt to identify any segments as defined by IFRS 8. The Directors have concluded that there is a single operating segment for which financial information is regularly reviewed by the CODM.


The Group’s companies in different European countries operate under similar economic and political conditions with no significant risks associated with any particular area and no exchange control risks. The Group’s operations are managed on a Pan-European basis and there are close operational relationships between subsidiary companies. Accordingly, the Directors have concluded that under IFRS 8 the Group operates in a single geographical and market segment.

KEY RISKS AND UNCERTAINTIES

Increased competition, the current economic climate and industry changes are regarded as the main strategic risks. These are mitigated by providing service levels recognised as being the best in the industry, together with a diverse base of operations throughout Europe.

In addition, acquisition is important to the Group and a principal risk is the identification of suitable acquisitions that meet the investment case and the integration of those acquisitions into the Group. This risk is mitigated by formal review by the Board prior to an offer being made. Following acquisition the integration team implements the integration plan and monitors performance against that plan.

J-C PILLOIS
Finance Director
4 May 2010



OPERATIONAL REVIEW

The Group's revenue and operating profit increased by £11.1 million (14.8%) and by £0.9 million (4.8%) respectively. This strong growth results from favourable exchange rates and the full year effect of the acquisition in Belgium of the contracts and brand name of Somati FIE NV in September 2008. If the 2009 results from the European subsidiaries had been translated at 2008 rates, revenue would have increased by 5.2% but operating profit would have decreased by 5.3%. This is reflective of the current economic climate.

The worldwide economic downturn that was experienced throughout the year resulted in a challenging year for the business. The effect was to depress unit prices for service and increase the desire of our customers, where possible, to delay the purchase of new equipment. The effect of this was most marked in the installation of new fire alarm systems which is heavily reliant on the construction and refurbishment of commercial property industry.

Across all our companies there has been investment in training the field service forces to identify further products and services that the Group can offer. Throughout the Group, operating companies that have previously provided service of fire extinguishers are expanding their service to incorporate service of fire alarms now that acquisitions in prior years are fully integrated. The operational managers continually assess further services and equipment that our service engineers can cross sell.

Customer satisfaction measurements reflect the appreciation of our services. Future organic growth of the Group relies on the strong combination of existing extinguisher and alarm services with the new fire safety related activities that have been identified.

The business will continue to develop new sales channels that will enable the Group to take advantage of favourable market conditions and opportunities as they arise. At the same time the Group will continue to concentrate on its cost base to maintain profitability during the difficult economic environment.

DIRECTORS AND COMPANY ADVISERS

EXECUTIVE DIRECTORS

Jacques Gaston Murray (90)

CHAIRMAN

Mr Murray's involvement in the fire industry began in 1961 with his investment in a business which became General-Incendie S A , one of France's largest fire extinguisher companies. He invested in Nu-Swift and became Chairman in 1982 and the majority shareholder in 1984 when Nu-Swift acquired Associated Fire Protection Limited, which owned General-Incendie S A . He has a business interest in, and is Chairman of, Andrews Sykes Group plc ("Andrews Sykes"), a separately AIM quoted UK company.

Jean-Jacques Murray (43)

VICE CHAIRMAN

Jean-Jacques Murray is the son of Jacques Gaston Murray. His responsibility is the control and strategic direction of the Group. He is a Non-Executive Vice Chairman of Andrews Sykes.

Jean-Christophe Pillois (53)

FINANCE DIRECTOR

Jean-Christophe Pillois trained as the equivalent of a chartered accountant with Price Waterhouse in France and joined the Nu-Swift Group in December 1983. He is an Executive Director of Andrews Sykes.

Xavier Mignolet (45)

OPERATIONS DIRECTOR

Xavier Mignolet joined the Group in 1995. He is responsible for the Group's operations. He is a Non-Executive Director of Andrews Sykes.

Emmanuel Sebag (41)

EXECUTIVE DIRECTOR

Emmanuel Sebag has responsibility for review and supervision of Group operations. He is a Non-Executive Director of Andrews Sykes.

INDEPENDENT NON-EXECUTIVE DIRECTORS

Henry Shouler (72)

SENIOR INDEPENDENT NON-EXECUTIVE DIRECTOR

Henry Shouler is a Director of PKL Holdings plc. He also has a number of other directorships in private companies.

Michael Gailer (74)

INDEPENDENT NON-EXECUTIVE DIRECTOR

Michael Gailer is a Non-Executive Director of Andrews Sykes and a number of private companies.

NON-EXECUTIVE DIRECTORS

Jean-Pierre Murray (41)

NON-EXECUTIVE DIRECTOR

Jean-Pierre Murray is the son of Jacques Gaston Murray. He is a Non-Executive Director of Andrews Sykes and a number of private companies.

Randall King (62)

NON-EXECUTIVE DIRECTOR

Randall King is a consultant helping clients reduce costs and speed up schedules. He is a Non-Executive Director of Andrews Sykes.

Marie-Claire Leon (46)

NON-EXECUTIVE DIRECTOR

Marie-Claire Leon has been responsible for managing various projects around the world with Jacques Gaston Murray. She is a Non-Executive Director of Andrews Sykes.

COMPANY ADVISERS

Company Secretary and Registered Office

RICHARD POLLARD
Wistons Lane
Elland
West Yorkshire HX5 9DT

Registered Number

53417

Chartered Accountants and Statutory Auditors

PRICEWATERHOUSECOOPERS LLP
Benson House
33 Wellington Street
Leeds LS1 4JP

Registrars

CAPITA REGISTRARS
Northern House
Woodsome Park
Fenay Bridge
Huddersfield HD8 0LA

Bankers

LLOYDS TSB BANK PLC
DEXIA BANK N V

Solicitors

SALANS
Millennium Bridge House
2 Lambeth Hill
London EC4V 4AJ

WALKER MORRIS

Kings Court
12 King Street
Leeds LS1 2HL

Stockbrokers and Nominated Advisers

BREWIN DOLPHIN LIMITED
34 Lisbon Street
Leeds LS1 4LX

REPORT OF THE DIRECTORS

The Directors present their report and the audited Group and Parent Company financial statements for the year ended 31 December 2009

PRINCIPAL ACTIVITIES

London Security plc is an investment holding company and its Board co-ordinates the Group's activities. The principal activities of the subsidiaries of the Group are the manufacture, sale and rental of fire protection equipment and the provision of associated maintenance services.

RESULTS AND DIVIDENDS

The Consolidated Income Statement shows a profit attributable to equity shareholders of the Parent Company for the year ended 31 December 2009 of £14.5 million (2008: £5.6 million). The Board is not recommending the payment of a final dividend in respect of the year ended 31 December 2009 (2008: £Nil). In the prior year an interim dividend was paid of £16.0 million. There was no interim dividend paid in the current year.

RESEARCH AND DEVELOPMENT

The Group continues to maintain its involvement in research and development activities, thus ensuring that the existing products and production facilities take advantage of the latest technological advances in the field.

BUSINESS REVIEW AND FUTURE PROSPECTS

The information that fulfils the requirements of the Business Review (as required by Section 417 of the Companies Act 2006), which is incorporated in this Report of the Directors by reference, including the review of the Group's business and future prospects, is included in the Chairman's Statement and the Financial Review on pages 2 to 6. Key performance indicators are shown on page 5.

DIRECTORS

The Directors of the Parent Company who served during the whole of the year ended 31 December 2009, and up to the date of signing the Group and Parent Company financial statements, except where stated, were:

Executive Directors

J.G. Murray, J.J. Murray, J.-C. Pillois, X. Mignolet and E. Sebag

Non-Executive Directors

M. Gailer, M.-C. Leon, H. Shouler, R. King and J.-P. Murray were Directors through the whole of the year ended 31 December 2009.

J.-J. Murray, X. Mignolet and M.-C. Leon retire by rotation and, being eligible, offer themselves for re-election at the Annual General Meeting.

None of the Directors have a service contract with the Parent Company.

Brief biographical details of the Directors are set out on page 8.

DIRECTORS' INTERESTS

No Director in office at 31 December 2009 had any disclosable interest in the share capital of the Parent Company or any subsidiary undertaking.

SUBSTANTIAL SHAREHOLDINGS

At 4 May 2010, the Parent Company had been notified of the following interests of 3% or more in its share capital:

	Number of shares	Percentage of share capital
EOI Fire SARL	9,861,954	80.21%
Tristar Fire Corp	2,256,033	18.35%

In so far as it is aware, the Parent Company has no institutional shareholders.

DIRECTORS' SHARE OPTIONS

The Directors held the following options to subscribe for ordinary shares at 31 December 2009 under the Group's Inland Revenue unapproved share option scheme:

	Number of ordinary shares at 31 December 2009 and 31 December 2008	Dates normally exercisable	Exercise price £
X. Mignolet	30,000	14/01/06 – 14/01/13	11.50

REPORT OF THE DIRECTORS CONTINUED

HEALTH, SAFETY AND THE ENVIRONMENT

The maintenance and improvement of working standards to safeguard the health and wellbeing of staff and customers alike is a continuing priority. Health and Safety Officers are appointed at each Group location and they receive periodic training to keep abreast of both legislative requirements and technological advances. It is Group policy to operate in a reasonable manner with regard to the environment. The Group has achieved its objective of obtaining ISO 14001 accreditation throughout the majority of the Group.

EMPLOYMENT OF DISABLED PERSONS

The Group is committed to employment policies that follow best practice based on equal opportunities for all employees, irrespective of sex, race, colour, disability or marital status and offers appropriate training and career development for disabled staff. If members of staff become disabled the Group continues employment wherever possible and arranges retraining.

EMPLOYEE INVOLVEMENT

The Group recognises the need to ensure effective communications with employees to encourage involvement in the Group's performance and achieve a common awareness of factors affecting that performance. Policies and procedures have been developed to suit the needs of each subsidiary undertaking, which take into account factors such as numbers employed and location, and include newsletters and communication meetings.

PAYMENT TO SUPPLIERS

The Parent Company and Group agree payment terms with all suppliers when they enter into binding purchase contracts. The Group seeks to abide by the payment terms agreed with suppliers whenever it is satisfied that the supplier has provided the goods or services in accordance with the agreed terms and conditions. The Group does not follow any standard or external code which deals specifically with the payment of suppliers.

At 31 December 2009 Group average creditor days were 66 days (2008: 74 days). The Parent Company had no trade creditors at either year end.

DONATIONS

The Parent Company and Group made no political donations during the year (2008: £Nil) and made charitable donations of £2,500 (2008: £2,409). These donations were made to Overgate Hospice, a charity local to the Parent Company's offices.

PURCHASE OF OWN SHARES AND AUTHORITIES TO ISSUE SHARES

As at 4 May 2010 there remained outstanding general authority for the Directors to purchase a further 500,000 ordinary shares. Resolution 8 is to be proposed at the Annual General Meeting to extend this authority until the 2011 Annual General Meeting.

The special business to be proposed at the 2010 Annual General Meeting also includes, at resolution 7, a special resolution to authorise the Directors to issue shares for cash, other than pro rata to existing shareholdings, in connection with any offer by way of rights not strictly in accordance with statutory pre-emption rights or otherwise, up to a maximum nominal value of £6,147 being 5% of the Parent Company's issued ordinary share capital. This authority will expire on the earlier of the date of next year's Annual General Meeting or 15 months after the passing of the resolution. The passing of that resolution is subject to resolution 6, being an ordinary resolution, being approved to authorise the Directors to have the power to issue ordinary shares.

PARENT COMPANY BALANCE SHEET

The Parent Company Balance Sheet on page 40 shows an equity shareholders' deficit of £2.1 million (2008: £6.5 million). This was caused by exchange rate fluctuations of £8.8 million in 2008 in the carrying value of Euro denominated loans when converted to Sterling. The majority of the borrowings are maintained in Euros as these will be repaid from Euro income streams from which the majority of the Group's profits are generated.

The Directors propose to rectify the remaining deficit by paying further dividends to the Parent Company from its subsidiary companies.

STATEMENT OF DISCLOSURE OF INFORMATION TO AUDITORS

The Directors of the Parent Company at the date of this report confirm that:

- so far as each Director is aware, there is no relevant audit information of which the Company's auditors are unaware, and
- each Director has taken all steps he or she ought to have taken as a Director in order to make himself or herself aware of any audit information and to establish that the Parent Company's auditors are aware of that information.

This confirmation is given and should be interpreted in accordance with the provisions of Section 418(2) of the Companies Act 2006.

STATEMENT OF DIRECTORS' RESPONSIBILITIES

The Directors are responsible for preparing the Annual Report, Directors' Remuneration Report and the Group and Parent Company financial statements in accordance with applicable law and regulations

Company law requires the Directors to prepare financial statements for each financial year. Under that law the Directors have prepared the Group financial statements in accordance with International Financial Reporting Standards ("IFRS") as adopted by the European Union and Parent Company financial statements in accordance with United Kingdom Generally Accepted Accounting Practice ("UK GAAP"). In preparing the Group financial statements, the Directors have also elected to comply with IFRS issued by the International Accounting Standards Board ("IASB"). The Group and Parent Company financial statements are required by law to give a true and fair view of the state of affairs of the Parent Company and the Group and of the profit or loss of the Parent Company and Group for that period.

In preparing those financial statements the Directors are required to

- select suitable accounting policies and then apply them consistently,
- make judgements and estimates that are reasonable and prudent,
- state that the Group financial statements comply with IFRS as adopted by the European Union and IFRS issued by IASB and that the Parent Company financial statements comply with UK GAAP, and
- prepare the financial statements on the going concern basis, unless it is inappropriate to presume that the Parent Company and Group will continue in business.

The Directors confirm that they have complied with the above requirements in preparing the financial statements.

The Directors are responsible for keeping proper accounting records that disclose with reasonable accuracy at any time the financial position of the Parent Company and the Group and to enable them to ensure that the financial statements and the Directors' Remuneration Report comply with the Companies Act 2006 and, as regards the Group financial statements, Article 4 of the IAS regulation. They are also responsible for safeguarding the assets of the Parent Company and the Group and hence for taking reasonable steps for the prevention and detection of fraud and other irregularities.

Each of the Directors, whose names and functions are listed in the Directors and Company Advisers section, confirm that to the best of their knowledge

- the Group financial statements, which have been prepared in accordance with IFRS as adopted by the European Union, give a true and fair view of the assets, liabilities, financial position and profit of the Group, and
- the Report of the Directors contained in the Annual Report includes a fair review of the development and performance of the business and the position of the Group, together with a description of the principal risks and uncertainties that it faces.

The Directors are responsible for the maintenance and integrity of the Group website, www.londonsecurity.org. Legislation in the United Kingdom governing the preparation and dissemination of financial statements may differ from legislation in other jurisdictions.

INDEPENDENT AUDITORS

A resolution is to be proposed at the Annual General Meeting in accordance with Section 489 of the Companies Act 2006 for the re-appointment of PricewaterhouseCoopers LLP as auditors of the Parent Company and authorising the Directors to set their remuneration.

ANNUAL GENERAL MEETING

The Notice of the Annual General Meeting is set out on pages 46 to 48 and all shareholders are invited to attend in person if they wish or by proxy if they are unable to attend. A form of proxy is enclosed for you to complete according to the instructions printed on it and send to the Parent Company's registrars. All proxies must be received by the registrar by 11 am on 7 June 2010. Appointment of a proxy will not prevent you from attending and voting at the Meeting if you subsequently find that you are able to do so.

By order of the Board


R POLLARD
Company Secretary
4 May 2010

DIRECTORS' REMUNERATION REPORT

The Parent Company has followed the provisions in Schedule B of the Combined Code with respect to Directors' remuneration except that, due to the small size of the Board, the remuneration committee does not consist exclusively of Independent Non-Executive Directors. As the Parent Company is quoted on AIM, it is not required to make disclosures specified by the Remuneration Report Regulations 2002.

REMUNERATION COMMITTEE (UNAUDITED)

The remuneration committee comprises H. Shouler, M. Gailer and J-J. Murray, the majority being Non-Executive Directors of the Company who are independent of management. The committee is chaired by H. Shouler. The remuneration of Non-Executive Directors is set by a committee of the other Directors. No Director is involved in deciding his or her own remuneration.

POLICY ON EXECUTIVE DIRECTORS' REMUNERATION (UNAUDITED)

It is the Parent Company's policy to provide the packages needed to attract, retain and motivate Directors of the quality required, bearing in mind the size and resources of the Parent Company and its position relative to other companies.

DIRECTORS' REMUNERATION (AUDITED)

Directors' emoluments totalled £822,000 (2008: £885,000). This includes an amount paid to the highest paid Director of £319,000 (2008: £296,000).

The costs relating to the Head Office and other expenses of the Executive Directors are limited under a Services Agreement dated 10 December 1999 and reviewed annually. The total costs amounted to £2,090,000 (2008: £1,760,000) for the year ended 31 December 2009 as per the Services Agreement.

None of the Directors participate in Group pension arrangements.

On behalf of the Board



H. SHOULER
Chairman of the remuneration committee
4 May 2010

11/11/11

INDEPENDENT AUDITORS' REPORT

TO THE MEMBERS OF LONDON SECURITY PLC

We have audited the Group financial statements of London Security plc for the year ended 31 December 2009 which comprise the Consolidated Income Statement, the Consolidated Statement of Comprehensive Income, the Consolidated Statement of Changes in Equity, the Consolidated Statement of Financial Position, the Consolidated Statement of Cash Flow, and the related notes. The financial reporting framework that has been applied in their preparation is applicable law and International Financial Reporting Standards ("IFRS") as adopted by the European Union.

RESPECTIVE RESPONSIBILITIES OF DIRECTORS AND AUDITORS

As explained more fully in the Statement of Directors' Responsibilities, the Directors are responsible for the preparation of the financial statements and for being satisfied that they give a true and fair view. Our responsibility is to audit the financial statements in accordance with applicable law and International Standards on Auditing (UK and Ireland). Those standards require us to comply with the Auditing Practices Board's Ethical Standards for Auditors.

This report, including the opinions, has been prepared for and only for the Parent Company's members as a body in accordance with Sections 495 and 496 of the Companies Act 2006 and for no other purpose. We do not, in giving these opinions, accept or assume responsibility for any other purpose or to any other person to whom this report is shown or into whose hands it may come save where expressly agreed by our prior consent in writing.

SCOPE OF THE AUDIT OF THE FINANCIAL STATEMENTS

An audit involves obtaining evidence about the amounts and disclosures in the financial statements sufficient to give reasonable assurance that the financial statements are free from material misstatement, whether caused by fraud or error. This includes an assessment of whether the accounting policies are appropriate to the Group's circumstances and have been consistently applied and adequately disclosed, the reasonableness of significant accounting estimates made by the Directors, and the overall presentation of the financial statements.

OPINION ON FINANCIAL STATEMENTS

In our opinion the Group financial statements

- ▶ give a true and fair view of the state of the Group's affairs as at 31 December 2009 and of its profit and cash flows for the year then ended,
- ▶ have been properly prepared in accordance with IFRS as adopted by the European Union, and
- ▶ have been prepared in accordance with the requirements of the Companies Act 2006.

OPINION ON OTHER MATTER PRESCRIBED BY THE COMPANIES ACT 2006

In our opinion the information given in the Directors' Report for the financial year for which the Group financial statements are prepared is consistent with the Group financial statements.

MATTERS ON WHICH WE ARE REQUIRED TO REPORT BY EXCEPTION

We have nothing to report in respect of the following matters where the Companies Act 2006 requires us to report to you if, in our opinion

- ▶ certain disclosures of Directors' remuneration specified by law are not made, or
- ▶ we have not received all the information and explanations we require for our audit.

OTHER MATTER

We have reported separately on the Parent Company financial statements of London Security plc for the year ended 31 December 2009.



MARK WEBSTER (SENIOR STATUTORY AUDITOR)

For and on behalf of PricewaterhouseCoopers LLP

Chartered Accountants and Statutory Auditors

Leeds

4 May 2010

CONSOLIDATED INCOME STATEMENT

FOR THE YEAR ENDED 31 DECEMBER 2009

	Notes	2009 £'000	2008 £'000
Revenue	5	85,968	74,892
Cost of sales		(14,507)	(12,618)
Gross profit		71,461	62,274
Distribution costs		(32,520)	(27,051)
Administrative expenses		(19,177)	(16,346)
EBITDA*		23,171	21,592
Depreciation and amortisation		(3,407)	(2,715)
Operating profit		19,764	18,877
Finance income		560	1,679
Finance costs		(2,021)	(3,362)
Exchange loss on foreign currency		—	(7,654)
Finance costs – net	7	(1,461)	(9,337)
Profit before income tax	8	18,303	9,540
Income tax expense	9	(3,772)	(3,983)
Profit for the year attributable to equity shareholders of the Company		14,531	5,557
Earnings per share			
Basic and diluted	10	118 2p	45 2p
Dividends			
Dividends paid per share	11	—	130 0p

* Earnings before interest tax, depreciation, amortisation and impairment charges

The notes on pages 18 to 38 are an integral part of these consolidated financial statements

The above results are all as a result of continuing operations

CONSOLIDATED STATEMENT OF COMPREHENSIVE INCOME

FOR THE YEAR ENDED 31 DECEMBER 2009

	Notes	2009 £'000	2008 £'000
Profit for the financial year		14,531	5,557
Other comprehensive income			
– currency translation differences on foreign currency net investments, net of tax	24	(1,366)	4,053
– foreign currency loan hedges, net of tax	24	2,552	—
– actuarial loss recognised in pension scheme	21	(397)	(708)
– movement on deferred tax relating to pension scheme	19	(177)	(36)
Other comprehensive income for the year, net of tax		612	3,309
Total comprehensive income for the year		15,143	8,866

CONSOLIDATED STATEMENT OF CHANGES IN EQUITY **FOR THE YEAR ENDED 31 DECEMBER 2009**

	Share capital £ 000	Merger reserve £ 000	Other reserve £'000	Profit and loss account £ 000	Total £ 000
At 1 January 2008	123	2,033	1,071	34,401	37,628
Profit for the financial period	—	—	—	5,557	5,557
Transactions with owners					
– dividends	—	—	—	(15,980)	(15,980)
Other comprehensive income					
– exchange adjustments	—	—	4,053	—	4,053
– actuarial loss on pension scheme	—	—	—	(708)	(708)
– movement on deferred tax relating to pension asset	—	—	—	(36)	(36)
At 1 January 2009	123	2,033	5,124	23,234	30,514
Profit for the financial period	—	—	—	14,531	14,531
Other comprehensive income					
– exchange adjustments	—	—	(1,366)	—	(1,366)
– actuarial loss on pension scheme	—	—	—	(397)	(397)
– movement on deferred tax relating to pension asset	—	—	—	(177)	(177)
– foreign currency loan hedges net of tax	—	—	2,552	—	2,552
At 31 December 2009	123	2,033	6,310	37,191	45,657

The merger reserve is not a distributable reserve

The other reserve relates entirely to the effects of changes in foreign currency exchange rates


CONSOLIDATED STATEMENT OF FINANCIAL POSITION

AS AT 31 DECEMBER 2009

	Notes	2009 £ 000	2008 £ 000
Assets			
Non-current assets			
Property, plant and equipment	12	8,552	9,787
Intangible assets	13	52,427	53,210
Deferred tax asset	19	604	743
		61,583	63,740
Current assets			
Inventories	15	7,804	8,545
Trade and other receivables	16	17,849	20,820
Cash and cash equivalents	17	19,070	10,875
		44,723	40,240
Total assets		106,306	103,980
Liabilities			
Current liabilities			
Trade and other payables	18	(15,534)	(17,148)
Income tax liabilities		(902)	(1,548)
Borrowings	20	(7,597)	(7,488)
Provision for liabilities and charges	22	(18)	—
		(24,051)	(26,184)
Non-current liabilities			
Trade and other payables	18	(18)	—
Borrowings	20	(35,596)	(46,241)
Derivative financial instruments	14	(296)	(212)
Deferred tax liabilities	19	(83)	(41)
Retirement benefit obligations	21	(605)	(742)
Provision for liabilities and charges	22	—	(46)
		(36,598)	(47,282)
Total liabilities		(60,649)	(73,466)
Net assets		45,657	30,514
Shareholders' equity			
Ordinary shares	23	123	123
Merger reserve	24	2,033	2,033
Other reserves	24	6,310	5,124
Retained earnings	24	37,191	23,234
Total shareholders' equity	24	45,657	30,514

The financial statements on pages 14 to 38 were approved by the Board of Directors on 4 May 2010 and were signed on its behalf by

J G MURRAY
Chairman
4 May 2010

On behalf of JG MURRAY

JG MURRAY

CONSOLIDATED STATEMENT OF CASH FLOW **FOR THE YEAR ENDED 31 DECEMBER 2009**

	Notes	2009 £'000	2008 £'000
Cash flows from operating activities			
Cash generated from operations	25	24,355	15,552
Interest paid		(1,422)	(2,687)
Income tax paid		(4,386)	(4,826)
Net cash generated from operating activities		18,547	8,039
Cash flows from investing activities			
Acquisition of subsidiary undertakings	27	(375)	(222)
Purchases of property, plant and equipment		(1,777)	(2,923)
Proceeds from sale of property, plant and equipment		271	426
Purchases of intangible assets		(607)	(5,156)
Proceeds from sale of intangible assets		—	31
Interest received		120	1,188
Net cash used in investing activities		(2,368)	(6,656)
Cash flows from financing activities			
Repayments of borrowings		(7,984)	(4,535)
New long-term loans		—	18,200
Dividends paid to Company's shareholders		—	(15,980)
Net cash used in financing activities		(7,984)	(2,315)
Net increase/(decrease) in cash in the year		8,195	(932)
Cash and cash equivalents at beginning of the year		10,875	11,807
Cash and cash equivalents at end of the year	26	19,070	10,875

NOTES TO THE FINANCIAL STATEMENTS

FOR THE YEAR ENDED 31 DECEMBER 2009

1 GENERAL INFORMATION

London Security plc (the "Parent Company") is a leader in the European fire security industry, providing fire protection for over 173,000 customers through a local presence in the United Kingdom, Belgium, Holland and Austria

The Parent Company is a public limited liability company incorporated and domiciled in England. The registered office is Wistons Lane, Elland, West Yorkshire HX5 9DT

The Parent Company has its primary listing on AIM, part of the London Stock Exchange

2 SUMMARY OF SIGNIFICANT ACCOUNTING POLICIES

The principal accounting policies applied in the preparation of these Group financial statements are set out below. These policies have been consistently applied to all the years presented, unless otherwise stated

Basis of preparation

These Group financial statements have been prepared in accordance with IFRS as adopted by the European Union, IFRIC interpretations and with those parts of the Companies Act 2006 applicable to companies reporting under IFRS. These Group financial statements have been prepared under the historical cost convention, as modified by accounting for derivative financial instruments at fair value through profit or loss

Accounting developments

(A) NEW AND AMENDED STANDARDS ADOPTED BY THE GROUP

The Group has adopted the following new and amended IFRS as at 1 January 2009

- IAS 1 (revised) "Presentation of financial statements" A revised presentation which requires separate presentation of owner and non-owner changes in equity by introducing the statement of comprehensive income. Comparative information has been re-presented so that it is in conformity with the revised standard. As the change in accounting policy only impacts presentation aspects, there is no impact on EPS,
- IFRS 8 "Operating segments" The new standard requires a "management approach", under which segment information is presented on the same basis as that used for internal reporting purposes, and
- IFRIC 16 "Hedges of a net investment in a foreign operation" IFRIC 16 clarifies the accounting treatment in respect of net investment hedging

(B) STANDARDS, AMENDMENTS AND INTERPRETATIONS EFFECTIVE FOR THE YEAR ENDED 31 DECEMBER 2009 BUT NOT RELEVANT

The following standards, amendments and interpretations to published standards are mandatory for accounting periods beginning on or after 1 January 2009 but have no material impact on the Group

- IAS 23 (amendment) "Borrowing costs",
- IFRS 2 (amendment) "Share-based payment", and
- IFRS 7 (amendment) "Financial instruments – disclosures" The amendment requires enhanced disclosures about fair value measurement and liquidity risk. In particular, the amendment requires disclosure of fair value measurements by level of a fair value measurement hierarchy

(C) STANDARDS, AMENDMENTS AND INTERPRETATIONS TO EXISTING STANDARDS THAT ARE NOT YET EFFECTIVE AND HAVE NOT BEEN EARLY ADOPTED BY THE GROUP

The following standards and amendments to existing standards have been published and are mandatory for the Group's accounting periods beginning on or after 1 January 2010 or later periods, but the Group has not adopted them early

- IAS 1 (amendment) "Presentation of financial statements",
- IAS 27 (revised) "Consolidated and separate financial statements" (effective from 1 July 2009),
- IAS 38 (amendment) "Intangible assets",
- IFRS 2 (amendment) "Group cash-settled share-based payment transaction",
- IFRS 3 (revised) "Business combinations" (effective from 1 July 2009),
- IFRS 5 (amendment) "Non-current assets held for sale and discontinued operations", and
- IFRIC 17 "Distribution of non-cash assets to owners" (effective on or after 1 July 2009)

None of the above are expected to have a material impact on the results or financial position of the Group

2 SUMMARY OF SIGNIFICANT ACCOUNTING POLICIES continued

Consolidation

Subsidiaries are all entities (including special purpose entities) over which the Group has the power to govern the financial and operating policies generally accompanying a shareholding of more than one half of the voting rights. The existence and effect of potential voting rights that are currently exercisable or convertible are considered when assessing whether the Group controls another entity. Subsidiaries are fully consolidated from the date on which control is transferred to the Group. They are de-consolidated from the date that control ceases. All subsidiaries share the same reporting date, being 31 December, and same accounting policies as London Security plc.

The purchase method of accounting is used to account for the acquisition of subsidiaries by the Group. The cost of an acquisition is measured as the fair value of the assets given, equity instruments issued and liabilities incurred or assumed at the date of exchange, plus costs directly attributable to the acquisition. Identifiable assets acquired and liabilities and contingent liabilities assumed in a business combination are measured initially at their fair values at the acquisition date, irrespective of the extent of any minority interest. The excess of the cost of acquisition over the fair value of the Group's share of the identifiable net assets acquired is recorded as goodwill.

Inter-company transactions, balances and unrealised gains on transactions between Group companies are eliminated. Unrealised losses are also eliminated but considered an impairment indicator of the asset transferred.

Segment reporting

An operating segment is a group of assets and operations for which discrete financial information is available that is regularly reviewed by the CODM. The Directors have concluded that there is a single operating segment as defined by IFRS 8, being the provision and maintenance of fire protection equipment in Europe.

Foreign currency translation

(A) FUNCTIONAL AND PRESENTATION CURRENCY

Items included in the financial statements of each of the Group's entities are measured using the currency of the primary economic environment in which the entity operates (the "functional currency"). The Group financial statements are presented in Sterling, which is the Parent Company's functional and presentation currency.

(B) TRANSACTIONS AND BALANCES

Foreign currency transactions are translated into the functional currency using the exchange rates prevailing at the dates of the transactions. Foreign exchange gains and losses resulting from the settlement of such transactions and from the translation at year-end exchange rates of monetary assets and liabilities denominated in foreign currencies are recognised in the Income Statement, except when deferred in equity as qualifying net investment hedges.

(C) GROUP COMPANIES

The results and financial position of all the Group entities (none of which has the currency of a hyperinflationary economy) that have a functional currency different from the presentation currency are translated into the presentation currency as follows:

- (i) assets and liabilities for each Statement of Financial Position presented are translated at the closing rate at the date of that Statement of Financial Position,
- (ii) income and expenses for each Income Statement are translated at average exchange rates, and
- (iii) all resulting exchange differences are recognised as a separate component of equity and are reported within the Statement of Comprehensive Income.

In accordance with IFRS 1, the translation reserve has been set at £Nil at the date of transition to IFRS.

On consolidation, exchange differences arising from the translation of the net investment in foreign operations and of borrowings and other currency instruments designated as hedges of such investments are taken to shareholders' equity. When a foreign operation is sold, exchange differences that were recorded in equity are recognised in the Income Statement as part of the gain or loss on sale.

Goodwill and fair value adjustments arising on the acquisition of a foreign entity are treated as assets and liabilities of the foreign entity and translated at the closing rate.

NOTES TO THE FINANCIAL STATEMENTS CONTINUED

FOR THE YEAR ENDED 31 DECEMBER 2009

2 SUMMARY OF SIGNIFICANT ACCOUNTING POLICIES continued

Property, plant and equipment

Property is carried at deemed cost at the date of transition to IFRS based on the previous UK GAAP valuations. Plant and equipment held at the date of transition and subsequent additions to property, plant and equipment are stated at purchase cost including directly attributable costs, less accumulated depreciation.

Subsequent costs are recognised when it is probable that future economic benefits associated with the items will flow to the Group and the costs of the item can be measured reliably.

Freehold land is not depreciated. Depreciation on all other assets is calculated using the straight line method to allocate their cost less residual value over their estimated useful lives, as follows:

Freehold buildings	2 – 6%
Plant and machinery	10 – 33%
Vehicles and share in aircraft	5 – 33%
Fixtures, fittings and equipment	10%

The assets' residual values and useful lives are reviewed and adjusted if appropriate at each statement of financial position date.

An asset's carrying amount is written down immediately to its recoverable amount if the asset's carrying amount is greater than its estimated recoverable amount.

Gains and losses on disposals are determined by comparing the proceeds with the carrying amount. These are included in the Income Statement.

Intangible assets

(A) GOODWILL

Goodwill represents the excess of the cost of an acquisition over the fair value of the Group's share of the identifiable net assets acquired. Goodwill on acquisition of subsidiaries is included in "intangible assets". Separately recognised goodwill is tested annually for impairment and carried at cost less accumulated impairment losses.

An impairment loss is recognised for the amount by which the asset's carrying amount exceeds its recoverable amount. The recoverable amount is the higher of an asset's fair value less costs to sell and value-in-use. For the purposes of assessing impairment, assets are grouped at the lowest levels for which there are separately identifiable cash flows.

Impairment losses on goodwill are not reversed. Gains and losses on the disposal of an entity include the carrying amount of goodwill relating to the entity sold.

(B) OTHER TRADEMARKS AND LICENCES

Trademarks and licences are shown at historical cost. Trademarks and licences have a finite useful life and are carried at cost less accumulated amortisation. Amortisation is calculated using the straight line method to allocate the cost of trademarks and licences over their estimated useful lives (15 – 20 years).

(C) COMPUTER SOFTWARE

Acquired computer software licences are capitalised on the basis of the costs incurred to acquire and bring to use the specific software. These costs are amortised over their estimated useful lives (3 – 5 years) using the straight line method.

(D) SERVICE CONTRACTS

Acquired service contracts are capitalised on the basis of the costs incurred to acquire. Amortisation is calculated using the straight line method to allocate the cost of the contracts over their estimated useful lives (5 – 10 years).

Derivative financial instruments and hedging activities

The Group's borrowings of £43.2 million (£35.2 million denominated in Euros and £8.0 million denominated in Sterling) are subject to floating rates based on LIBOR and EURIBOR plus a margin of between 0.6% and 1.5%. The Group uses financial derivatives to cap the total exposure to LIBOR to a maximum of 5.5% and EURIBOR to a maximum of 4.25%. The caps took effect from September 2006 and continue until the loans are repaid in June 2013.

In 2009 the Group implemented a net investment hedge. Any gain or loss on the hedging instrument relating to the effective portion of the hedge is recognised in other comprehensive income. Any gain or loss relating to an ineffective portion is recognised immediately in the Income Statement. Gains and losses accumulated in equity are included in the Income Statement when the foreign operation is partially disposed or sold. The Group's policy is not to hedge against other foreign currency transactions. The Group does not enter into any forward exchange contracts and it does not use financial instruments for speculative purposes.

Derivative financial instruments are initially measured at cost and are re-measured at fair value at the statement of financial position date with any valuation adjustment being reflected in the Income Statement.

2 SUMMARY OF SIGNIFICANT ACCOUNTING POLICIES continued

Inventories

Inventories are stated at the lower of cost and net realisable value. Cost is determined using the first-in, first-out method. The cost of finished goods and work in progress comprises raw materials, direct labour, other direct costs and related production overheads. Net realisable value is the estimated selling price in the ordinary course of business, less applicable variable selling expenses. Provision is made for obsolete, slow moving or defective items where appropriate.

Trade receivables

Trade receivables are recognised initially at fair value and subsequently measured less provision for impairment. A provision for impairment of trade receivables is established when there is objective evidence that the Group will not be able to collect all amounts due according to the original terms of receivables. The amount of the provision is the difference between the asset's carrying amount and the present value of estimated future cash flows, discounted at the effective interest rate. The amount of the provision is recognised in the Income Statement within administrative expenses.

Cash and cash equivalents

Cash and cash equivalents are included in the Statement of Financial Position at cost. Cash and cash equivalents includes cash in hand, deposits held at call with banks and other short-term highly liquid investments with original maturities of three months or less, less bank overdrafts where there is a legal right of off-set. Bank overdrafts are shown within borrowings in current liabilities on the Statement of Financial Position.

Share capital

Ordinary shares are classified as equity.

Incremental costs directly attributable to the issue of new shares or options are shown in equity as a deduction, net of tax, from the proceeds.

Where the Parent Company purchases its own shares, the consideration paid, including any directly attributable incremental costs (net of income taxes) is deducted from equity attributable to the Parent Company's equity holders until the shares are cancelled.

Trade payables

Trade payables are recognised at fair value.

Borrowings

Borrowings are recognised initially at fair value, net of transaction costs incurred. Borrowings are subsequently stated at amortised cost. Debt finance costs are amortised over the life of the debt agreement.

Borrowings are classified as current liabilities unless the Group has an unconditional right to defer settlement of the liability for at least 12 months after the statement of financial position date.

Current and deferred income tax

The current income tax charge is calculated on the basis of the tax laws enacted or substantively enacted at the statement of financial position date in the countries where the Company's subsidiaries operate and generate taxable income. Management periodically evaluates positions taken in tax returns with respect to situations in which applicable tax regulation is subject to interpretation and establishes provisions where appropriate on the basis of amounts expected to be paid to the tax authorities.

Deferred income tax is provided in full, using the liability method, on temporary differences arising between the tax bases of assets and liabilities and their carrying amounts in the consolidated financial statements. However, the deferred income tax is not accounted for if it arises from initial recognition of an asset or liability in a transaction other than a business combination that at the time of the transaction affects neither accounting nor taxable profit or loss. Deferred income tax is determined using tax rates (and laws) that have been enacted or substantively enacted by the statement of financial position date and are expected to apply when the related deferred income tax asset is realised or the deferred income tax liability is settled.

Deferred income tax assets are recognised to the extent that it is probable that future taxable profit will be available against which the temporary differences can be utilised.

Employee benefits

PENSION OBLIGATIONS

Group companies operate various pension schemes. The schemes are generally funded through payments to insurance companies or trustee-administered funds, determined by periodic actuarial calculations. The Group has both defined benefit and defined contribution plans. A defined contribution plan is a pension plan under which the Group pays fixed contributions into a separate entity. The Group has no legal or constructive obligations to pay further contributions if the fund does not hold sufficient assets to pay all employees the benefits relating to employee service in the current and prior periods. A defined benefit plan is a pension plan that is not a defined contribution plan. Typically, defined benefit plans define an amount of pension benefit that an employee will receive on retirement, usually dependent on one or more factors such as age, years of service and compensation.

NOTES TO THE FINANCIAL STATEMENTS CONTINUED

FOR THE YEAR ENDED 31 DECEMBER 2009

2 SUMMARY OF SIGNIFICANT ACCOUNTING POLICIES continued

Employee benefits continued

PENSION OBLIGATIONS continued

The liability recognised in the Statement of Financial Position in respect of defined benefit pension plans is the present value of the defined benefit obligation at the statement of financial position date less the fair value of plan assets, together with adjustments for unrecognised actuarial gains or losses and past service costs. The defined benefit obligation is calculated triennially by independent actuaries using the projected unit credit method. The present value of the defined benefit obligation is determined by discounting the estimated future cash outflows using interest rates of high-quality corporate bonds that are denominated in the currency in which the benefits will be paid and that have terms to maturity approximating to the terms of the related pension liability.

The interest cost and the expected return on the assets are shown within finance cost and finance income respectively within the Consolidated Income Statement. Actuarial gains and losses are recognised immediately in the Consolidated Statement of Comprehensive Income. Net defined benefit pension scheme deficits are presented separately on the Statement of Financial Position within non-current liabilities before tax relief. The attributable deferred tax asset is included within deferred tax and is subject to the recognition criteria as set out in the accounting policy on deferred taxation.

For defined contribution plans, the Group pays contributions to publicly or privately administered pension insurance plans on a mandatory, contractual or voluntary basis. The Group has no further payment obligations once the contributions have been paid. The contributions are recognised as employee benefit expense when they are due.

PROVISIONS

Provisions are recognised when the Group has a present legal or constructive obligation as a result of past events, it is more likely than not that an outflow of resources will be required to settle the obligation, and the amount has been reliably estimated. Provisions are not recognised for future operating losses.

Provisions are measured at fair value.

Exceptional items

Significant transactions which occur outside the normal scope of business are classified as exceptional items.

Revenue recognition

Revenue comprises the fair value of the consideration received or receivable for the sale of goods and services in the ordinary course of the Group's activities. Revenue is shown, net of value-added tax, estimated returns, rebates and discounts and after eliminated sales within the Group. Revenue is recognised as follows:

(A) OUTRIGHT SALE OF EQUIPMENT

Revenue from the outright sale of equipment is recognised upon delivery to the customer.

(B) INSTALLATION AND SERVICE

Revenue from the installation and servicing of equipment is recognised when the installation or service has been performed.

(C) MAINTENANCE

Revenue from the provision of maintenance services is recognised over the term of the maintenance contract on a pro rata basis with the unexpired portion held in deferred income.

(D) EQUIPMENT LEASES

Revenue from the equipment leased to customers under an operating lease is recognised over the term of the lease on a pro rata basis.

(E) INTEREST INCOME

Interest income on any short-term deposit is recognised in the Income Statement as it accrues.

Leases

Leases in which a significant portion of the risks and rewards of ownership are retained by the lessor are classified as operating leases. Payments made under operating leases (net of any incentives received from the lessor) are charged to the Income Statement on a straight line basis over the period of the lease.

Dividend distribution

Dividend distribution to the Parent Company's shareholders is recognised as a liability in the Group's financial statements when paid in the case of interim dividends or in the period in which the dividends are approved by the Parent Company's shareholders in the case of final dividends.

3 FINANCIAL RISK MANAGEMENT

Financial risk factors

The Board considers foreign currency translation exposure and interest rates to be the only potential financial risks. Risk management is carried out under treasury policies and guidelines authorised and reviewed by the Board of Directors.

(A) FOREIGN EXCHANGE RISK

The Group has certain investments in foreign operations, whose net assets are exposed to foreign currency translation risk. Currency exposure arising from the net assets of the Group's foreign operations is managed primarily through borrowings denominated in the relevant foreign currencies and also through implementation of a net investment hedge.

(B) INTEREST RATE RISK

The Group's interest rate risk arises from long-term borrowings. These borrowings were issued at variable rates based on EURIBOR and LIBOR and expose the Group to cash flow interest rate risk.

The Group manages its cash flow interest rate risk by using interest rate caps. The effect of these caps is to limit the Group's exposure to EURIBOR to a maximum of 4.25% and LIBOR to a maximum of 5.5%. The caps took effect from September 2006 and provide interest rate cover until the loans are repaid in June 2013.

(C) CAPITAL RISK

The Group's objective in managing capital is to maintain a strong capital base to support current operations and planned growth and to provide for an appropriate level of dividend payment to shareholders.

The Group is not subject to external regulatory capital requirements.

Total capital	2009 £'000	2008 £'000
Total borrowings	43,193	53,729
Less: cash and cash equivalents	(19,070)	(10,875)
Net debt	24,123	42,854
Total equity	45,657	30,514
Total capital	69,780	73,368

Fair value estimation

The fair value of interest rate caps is calculated as the present value of the estimated future cash flows.

The nominal value less impairment provision of trade receivables and payables are assumed to approximate to their fair values.

4 CRITICAL ACCOUNTING ESTIMATES AND JUDGEMENTS

Estimates and judgements are continually evaluated and are based on historical experience and other factors, including expectations of future events that are believed to be reasonable under the circumstances.

The Group makes estimates and assumptions concerning the future. The resulting accounting estimates will, by definition, seldom equal the related actual results. The estimates and assumptions that have a significant risk of causing a material adjustment to the carrying value of assets and liabilities within the next financial year are discussed below.

(a) Estimated impairment of goodwill

The Group tests annually whether goodwill has suffered any impairment, in accordance with its accounting policy. The recoverable amounts of cash-generating units have been determined based on value-in-use calculations.

The value-in-use calculations have used pre-tax cash flow projections based on the budget for the year ending 31 December 2010 and agreed business plans for the two years ending 31 December 2012. Subsequent cash flows are extrapolated using an estimated growth rate of 1%. The cash flows have then been discounted using the LIBOR rate plus 1.05%. The value-in-use calculations did not indicate impairment in any goodwill. If the LIBOR rate had been 5% higher there would still have been no impairment in any goodwill.

NOTES TO THE FINANCIAL STATEMENTS CONTINUED

FOR THE YEAR ENDED 31 DECEMBER 2009

4 CRITICAL ACCOUNTING ESTIMATES AND JUDGEMENTS continued

(b) Pension scheme assumptions and mortality tables

The carrying value of the defined benefit pension scheme is valued using actuarial valuations. These valuations are based on assumptions including the selection of the most appropriate mortality table for the profile of the members in the scheme and the financial assumptions concerning discount rates and inflation. All these are estimates of future events and are therefore uncertain. The choices are based on advice received from the scheme's actuaries which are checked from time to time with benchmark surveys.

Prior to the effect of deferred tax, the impact of a 0.5% increase in the inflation rate would be to increase the pension deficit by £198,000, a decrease of 0.5% in the inflation rate would be to decrease the deficit by £189,000. The impact of a 0.5% increase in the discount rate would be to decrease the pension deficit by £582,000, a decrease of 0.5% in the discount rate would be to increase the deficit by £650,000.

5 REVENUE

The Directors are of the opinion that there is one operating segment, being the provision and maintenance of fire protection equipment, and that the Group operates in one geographical market, being Europe. Consequently, the results for the year and assets and liabilities relate to the one operating segment and one geographical area.

Revenue may be analysed geographically by origin, as follows:

	2009 £'000	2008 £'000
United Kingdom	20,219	23,684
Belgium	39,116	28,304
Holland	22,811	19,460
Austria	3,822	3,444
	85,968	74,892

6 EMPLOYEE BENEFIT EXPENSE

	2009 £'000	2008 £'000
Wages and salaries	27,924	24,204
Social security costs	5,817	4,698
Other pensions costs (note 21)	1,323	1,030
	35,064	29,932
Number of employees	835	826

Directors' remuneration is reported within the Directors' Remuneration Report on page 12 under the heading "Directors' Remuneration".

The average monthly number of persons employed by the Group (including Directors) during the year was as follows:

	2009 Number	2008 Number
Production	58	57
Administration and management	777	769
Total	835	826

7 FINANCE INCOME AND COSTS

	2009 £'000	2008 £'000
Finance income		
Bank interest receivable	(120)	(1,188)
Expected return on pension scheme assets (note 21)	(440)	(491)
Total finance income	(560)	(1,679)
Finance costs		
Bank loans, overdrafts and other loans repayable within five years	1,353	2,633
Amortisation of finance arrangement costs	70	55
Fair value of derivative financial instruments	84	193
Exchange loss on foreign currency balances	32	—
Interest on pension scheme liabilities	482	481
Total finance costs	2,021	3,362
Exchange loss on foreign currency loans	—	7,654
Net finance costs	1,461	9,337

The Group's Euro denominated borrowings totalling €30.4 million hedge the Group's investment in its European subsidiaries. The fair value of the Euro borrowings at 31 December 2009 was £26.9 million. A foreign exchange gain of £2.6 million was recognised in equity during the year on translation of these loans to Sterling. The gain on Euro borrowings more than offset the loss on translation of foreign currency investments due to the significant value of share capital and other assets which are held at historic rates. Hedge accounting was not adopted in the prior year.

8 PROFIT BEFORE INCOME TAX

Profit before income tax is stated after charging/(crediting)

	2009 £'000	2008 £'000
Depreciation of property, plant and equipment	2,315	2,114
Amortisation on intangible fixed assets	1,092	601
Profit on disposal of property, plant and equipment	(54)	(152)
Loss on disposal of intangible assets	61	—
Hire charges under operating leases		
– land and buildings	107	44
– other	358	138

Services provided by the Group's external auditors and network firms

During the year, the Group (including its overseas subsidiaries) obtained the following services from the Group's auditors at costs as detailed below

	2009 £'000	2008 £'000
Audit services		
Fees payable to the Parent Company's auditors for the audit of Group's annual accounts	15	16
Fees payable to the Parent Company's auditors and its network firms for other services		
– the audit of the Parent Company's subsidiaries pursuant to legislation	176	180
Services relating to taxation		
– compliance services	36	13
– advisory services	93	60
All other services	—	22
	320	291

NOTES TO THE FINANCIAL STATEMENTS CONTINUED

FOR THE YEAR ENDED 31 DECEMBER 2009

9 INCOME TAX EXPENSE

	2009 £'000	2008 £'000
United Kingdom		
Corporation tax	117	(539)
Adjustment in respect of prior periods	(1,726)	(21)
	(1,609)	(560)
Foreign tax		
Corporation taxes	5,379	4,602
Total current tax	3,770	4,042
Deferred tax		
Original and reversal of timing differences representing		
United Kingdom	(3)	89
– foreign tax	5	(148)
Total deferred tax (note 19)	2	(59)
Total tax charge	3,772	3,983

The tax for the year is lower (2008 higher) than the standard rate of corporation tax in the United Kingdom 28% (2008 28.5%)
The differences are explained below

	2009 £'000	2008 £'000
Profit on ordinary activities before taxation	18,303	9,540
Profit on ordinary activities multiplied by standard rate of corporation tax in the United Kingdom of 28% (2008 28.5%)	5,125	2,719
Effects of		
– expenses not deductible for tax purposes	73	1,594
– adjustment in respect of ACT claim settlement	(1,652)	(550)
– deferred tax relating to pension contributions	177	(287)
– overseas tax in excess of UK standard	123	495
– prior year over provision	(74)	(21)
– impact of change in tax rate	—	33
Total tax charge	3,772	3,983

The Group expects to pay similar levels of taxation going forward

10 EARNINGS PER SHARE

The calculation of basic earnings per ordinary share ("EPS") is based on the profit on ordinary activities after taxation of £14,531,000 (2008 £5,557,000) and on 12,294,798 (2008 12,294,798) ordinary shares, being the weighted average number of ordinary shares in issue during the year

For diluted EPS, the weighted average number of shares in issue is adjusted to assume conversion of all dilutive potential ordinary shares. The only potential ordinary shares in the Group are in respect of the unapproved share option scheme (see note 23). The revised weighted average number of shares is 12,294,798 (2008 12,296,487). After taking into account the effect of dilutive securities, the basic EPS and adjusted EPS figures are unaltered.

	2009		2008	
	£'000	Pence	£'000	Pence
Profit on ordinary activities after taxation	14,531	118.2	5,557	45.2

11 DIVIDENDS PER SHARE

	2009 £'000	2008 £'000
Equity – ordinary shares		
Interim paid £Nil (2008 £1 30) per share	—	15,980
	—	15,980

The Board is not recommending the payment of a final dividend in respect of the year ended 31 December 2009 (2008 £Nil)

12 PROPERTY, PLANT AND EQUIPMENT

	Freehold land and buildings £'000	Plant and machinery £'000	Motor vehicles and share in aircraft £'000	Fixtures, fittings and equipment £'000	Total £'000
Cost					
At 1 January 2008	6,211	14,116	7,012	3,604	30,943
Additions	52	495	2,078	298	2,923
On acquisition of subsidiary undertakings	—	1	4	—	5
Disposals	—	(219)	(1,761)	(96)	(2,076)
Exchange adjustment	1,491	3,922	1,251	679	7,343
At 1 January 2009	7,754	18,315	8,584	4,485	39,138
Additions	18	418	1,118	223	1,777
On acquisition of subsidiary undertakings	—	—	9	—	9
Disposals	—	(153)	(1,000)	(29)	(1,182)
Exchange adjustment	(479)	(1,355)	(449)	(235)	(2,518)
At 31 December 2009	7,293	17,225	8,262	4,444	37,224
Accumulated depreciation					
At 1 January 2008	3,814	13,076	3,265	2,925	23,080
Disposals	—	(184)	(1,530)	(88)	(1,802)
Charge for the year	151	408	1,290	265	2,114
Exchange adjustment	1,173	3,676	551	559	5,959
At 1 January 2009	5,138	16,976	3,576	3,661	29,351
Disposals	—	(125)	(814)	(26)	(965)
Charge for the year	164	496	1,367	288	2,315
Exchange adjustment	(397)	(1,252)	(186)	(194)	(2,029)
At 31 December 2009	4,905	16,095	3,943	3,729	28,672
Net book amount					
At 31 December 2009	2,388	1,130	4,319	715	8,552
At 31 December 2008	2,616	1,339	5,008	824	9,787
At 31 December 2007	2,397	1,040	3,747	679	7,863

Plant and machinery includes fire extinguishers leased to customers under operating lease contracts with a cost of £9,750,000 (2008 £10,320,000) and a net book value of £726,000 (2008 £798,000)

Depreciation and profit/loss on disposal have been charged to the Income Statement through administrative expenses

NOTES TO THE FINANCIAL STATEMENTS CONTINUED

FOR THE YEAR ENDED 31 DECEMBER 2009

13 INTANGIBLE ASSETS

	Goodwill £ 000	Contracts £ 000	Software £ 000	Other £ 000	Total £ 000
Cost					
At 1 January 2008	61,833	1,379	309	687	64,208
Additions	—	4,119	230	807	5,156
On acquisitions of subsidiary undertakings	—	230	—	—	230
Disposals	—	—	(28)	(5)	(33)
Exchange differences	155	996	49	381	1,581
At 1 January 2009	61,988	6,724	560	1,870	71,142
Additions	—	526	38	43	607
On acquisitions of subsidiary undertakings	—	265	—	—	265
Disposals	—	(47)	(52)	—	(99)
Exchange differences	(28)	(436)	(28)	(149)	(641)
At 31 December 2009	61,960	7,032	518	1,764	71,274
Accumulated amortisation					
At 1 January 2008	15,871	471	284	346	16,972
Disposals	—	—	(2)	—	(2)
Charge for the year	—	389	76	136	601
Exchange differences	—	192	33	136	361
At 1 January 2009	15,871	1,052	391	618	17,932
Disposals	—	(38)	—	—	(38)
Charge for the year	—	829	45	218	1,092
Exchange differences	—	(67)	(21)	(51)	(139)
At 31 December 2009	15,871	1,776	415	785	18,847
Net book amount					
At 31 December 2009	46,089	5,256	103	979	52,427
At 31 December 2008	46,117	5,672	169	1,252	53,210
At 31 December 2007	45,962	908	25	341	47,236

Additions on acquisition relate to the acquisition of the entire share capital of Fire Reliant Limited, a company incorporated in England. It was acquired by a Group subsidiary for a cash consideration of £375,000.

Amortisation has been charged to the Income Statement through administrative expenses.

Impairment tests for goodwill

The carrying amount of goodwill has been allocated to all trading subsidiary companies (see note 29) with the exception of Hoyles Fire & Safety Limited, Nu-Swift Engineering Limited, Nu-Swift Brandbeveling B.V. and Nu-Swift International Limited.

The recoverable amount of goodwill is determined based on value-in-use calculations. The value-in-use calculations have used pre-tax cash flow projections based on the budget for the year ending 31 December 2010 and agreed business plans for the two years ending 31 December 2012. Subsequent cash flows are extrapolated using an estimated growth rate of 1%. The cash flows have then been discounted using a pre-tax rate based on LIBOR plus 1.05% for the year ended 31 December 2009. The value-in-use calculations did not indicate impairment in any goodwill.

14 DERIVATIVE FINANCIAL INSTRUMENTS

	2009		2008	
	Assets £'000	Liabilities £'000	Assets £'000	Liabilities £'000
Interest rate cap	—	296	—	212

The Group has taken out an interest rate cap to limit the exposure to LIBOR to 5.5% to 6.25% and to EURIBOR to 4.25% to 5.25%. The caps took effect from September 2006 until the loans are repaid in 2013. The cap premium is payable on a quarterly basis and the liability represents the net of the cap value and the outstanding premium.

15 INVENTORIES

	2009 £'000	2008 £'000
Raw materials and consumables	3,487	4,054
Work in progress	340	415
Finished goods	3,977	4,076
	7,804	8,545

The cost of inventories recognised as expense and included in cost of sales amounted to £13,833,000 (2008 £12,201,000)
No (2008 £Nil) previous inventory write downs have been reversed

16 TRADE AND OTHER RECEIVABLES

	2009 £'000	2008 £'000
Amounts falling due within one year		
Trade receivables	16,890	17,611
Less provision for impairment of receivables	(1,069)	(1,056)
Trade receivables – net	15,821	16,555
Amounts owed by related undertakings	236	382
Other receivables	579	1,828
Prepayments and accrued income	796	1,617
Taxation recoverable	417	438
	17,849	20,820

Amounts owed by related undertakings do not attract interest and no security is held in respect of these balances

As of 31 December 2009, trade receivables of £11,282,000 (2008 £10,560,560) were fully performing Trade receivables which are less than three months past due are not considered impaired

As of 31 December 2009, trade receivables of £2,882,000 (2008 £5,951,056) were past due but not impaired These relate to a number of independent customers for whom there is no recent history of default The ageing analysis of these trade receivables is as follows

	2009 £'000	2008 £'000
Up to three months	2,722	5,555
Three to six months	160	396
	2,882	5,951

As of 31 December 2009, trade receivables of £2,726,000 (2008 £2,145,000) were impaired and provided for The amount of the provision was £1,069,000 (2008 £1,056,000) It was assessed that a portion of the receivables is expected to be recovered The ageing of these receivables is as follows

	2009 £'000	2008 £'000
Up to three months	1,164	260
Three to six months	739	795
Six months or greater	823	1,090
	2,726	2,145

The carrying amount of the Group's trade and other receivables are denominated in the following currencies

	2009 £'000	2008 £'000
Sterling	4,752	6,392
Euro	13,097	14,428
Total	17,849	20,820

These are detailed as Sterling equivalent

NOTES TO THE FINANCIAL STATEMENTS CONTINUED

FOR THE YEAR ENDED 31 DECEMBER 2009

16 TRADE AND OTHER RECEIVABLES continued

Movements in the Group provision for impaired trade receivables is as follows

	2009 £'000	2008 £'000
At 1 January	1,056	1,031
Provision for receivables' impairment	465	675
Receivables written off in the year as uncollectable	(348)	(520)
Unused amounts reversed	(104)	(130)
At 31 December	1,069	1,056

The creation and release of the provision for impaired receivables has been included in administrative expenses in the Income Statement. Amounts charged to the allowance account are generally written off when there is no expectation of recovering additional cash. The other classes within trade and other receivables do not contain impaired assets. The maximum exposure to credit risk at the reporting date is the carrying value of each class of receivable mentioned above.

The carrying value of trade and other receivables approximates to fair value.

There is no impairment of other receivables.

The Group does not hold any collateral as security.

17 CASH AND CASH EQUIVALENTS

	2009 £'000	2008 £'000
Cash at bank and in hand	19,070	10,875

The carrying value of cash at bank and in hand represents its fair value due to its short maturity.

18 TRADE AND OTHER PAYABLES

	2009 £'000	2008 £'000
Current		
Trade payables	2,640	2,485
Other payables	3,251	2,320
Other taxation and social security	5,456	6,603
Accruals	1,663	2,788
Deferred income	2,524	2,952
	15,534	17,148
Non-current		
Deferred consideration	18	—

19 DEFERRED INCOME TAX

	Amount (provided)/recognised		Amount (unprovided)/unrecognised	
	2009 £'000	2008 £'000	2009 £'000	2008 £'000
Deferred tax asset				
Pension deficit	177	234	—	—
Accelerated capital allowances	427	496	—	—
Short-term timing differences	—	13	—	—
Losses	—	—	2,239	3,084
	604	743	2,239	3,084
Deferred tax liabilities				
Short-term timing differences	(83)	(41)	—	—
Capital gains on revaluation	—	—	(98)	(98)
	(83)	(41)	(98)	(98)
Net deferred tax asset	521	702	2,141	2,986
				£'000
At 1 January 2009				702
Exchange differences				(2)
Amount charged to the Consolidated Income Statement (note 9)				(2)
Amount charged to the Consolidated Statement of Comprehensive Income				(177)
At 31 December 2009				521

Deferred tax is measured on a non-discounted basis at the tax rates that are expected to apply in the periods in which timing differences will reverse, based on tax rates and laws substantively enacted at the statement of financial position date, being a rate of 28%

No provision has been made for deferred tax on gains recognised on revaluing property or on the sale of property where potentially taxable gains have been rolled over into replacement assets. Such tax would become payable only if the property was sold without it being possible to claim rollover relief. No deferred tax assets have been recognised as it is not considered to be more likely than not that they will be recovered. At present, it is not envisaged that any tax for the above such matters will become payable or recoverable in the foreseeable future.

20 BORROWINGS

	2009 £'000	2008 £'000
Non-current (more than one year but less than five years)		
Bank borrowings		
– in one to two years	7,482	8,090
– between two and five years	28,114	38,151
	35,596	46,241
Current (one year or less or on demand)		
Bank borrowings	7,597	7,488
	7,597	7,488
Total borrowings	43,193	53,729

Interest rates (including the bank's margin) on the bank loans in existence during the year averaged 2.85% (2008: 6.0%) per annum. Bank loans and overdrafts are stated net of unamortised finance arrangement costs of £216,000 (2008: £286,000) of which £142,000 (2008: £216,000) is to be amortised after more than one year.

NOTES TO THE FINANCIAL STATEMENTS CONTINUED

FOR THE YEAR ENDED 31 DECEMBER 2009

20 BORROWINGS continued

The table below analyses the Group's financial liabilities which will be settled on a net basis into relevant maturity groupings based on the remaining period at the balance sheet date to the contractual maturity date. The amounts disclosed in the table are the contractual undiscounted cash flows which have been calculated using spot rates at the relevant balance sheet date.

Financial maturity analysis	2009 £'000	2008 £'000
Bank borrowings		
– within one year	8,305	9,433
– in one to two years	8,062	9,730
– between two and five years	28,739	40,936
	45,106	60,099

The above values have been significantly affected by the decline in interest rates and appreciation in Sterling between the 2008 and 2009 balance sheet dates.

The Directors consider that the fair value of the bank loans are not materially different from their book values. The estimated fair value of the interest rate caps has been included in the Statement of Financial Position as disclosed in note 14.

The borrowings are secured by fixed and floating charges on the assets of the Group.

The carrying amounts of the Group's borrowings, all of which are floating rate financial liabilities, are denominated in the following currencies:

Currency	Total 2009 £'000	Weighted average interest rate 2009	Total 2008 £'000	Weighted average interest rate 2008
Sterling	8,206	2.6%	10,513	5.5%
Euro	35,203	2.9%	43,502	6.2%
	43,409	2.9%	54,015	6.0%

Borrowing facilities

At 31 December 2009 the Group had an undrawn committed borrowing facility of £1.8 million (2008: £1.8 million), which expires in more than one year.

21 RETIREMENT BENEFIT OBLIGATIONS

The Group operates a number of pension schemes. Details of the major schemes are set out below.

Nu-Swift International Limited operates a funded defined benefit pension scheme, which was closed to new entrants with effect from 1 December 2002 and to further accrual on 30 June 2007, providing benefits based on final pensionable earnings. The assets of the scheme are held separately from those of the Group, being invested with Legal and General Investment Management. The total pension cost of the Group is determined by an independent qualified actuary on the basis of triennial valuations using the projected unit method. The most recent valuation was at 31 December 2008. The assumptions which have the most significant effect on the results of the valuation are those relating to the rate of return on investments and the rates of increase in pensions. It was assumed that the investment returns would be 5.5% per annum and that present and future pensions would increase at the rate of 2.4% to 2.7% per annum.

The most recent actuarial valuation as at 31 December 2008 showed that the market value of the scheme's assets was £7,926,000 and that the actuarial value of those assets represented 75% of the benefits that had accrued to members.

In addition there is a defined contribution stakeholder pension scheme in operation within the United Kingdom.

The Ansul Group operates a number of funded pension schemes, the majority of which are prescribed by the State. Included within these is a funded pension scheme for which the majority of the Belgian employees are eligible, providing benefits based on final pensionable earnings. The assets of the scheme are held separately from those of the Ansul Group, being invested with Delta Lloyd Life. The total pension cost of the Ansul Group scheme is determined by an independent qualified actuary.

21 RETIREMENT BENEFIT OBLIGATIONS continued

In respect of the Nu-Swift International and Ansul schemes (the "Schemes"), the valuations used for IAS 19 in order to assess the liabilities of the Schemes are based on actuarial valuations at 31 December 2008 and 31 December 2007 respectively. The results of these valuations have been projected to 31 December 2009 and then recalculated using the assumptions set out below. The Schemes' assets are stated at their market value at 31 December 2009.

Expected contributions to retirement benefit obligations for the year ending 31 December 2010 are £684,000.

The financial assumptions used to calculate liabilities of the Schemes under IAS 19 are:

	2009	2008	2007
Discount rate	5.50% – 5.80%	5.50% – 6.00%	5.50% – 5.90%
Inflation rate	2.00% – 3.60%	2.00% – 3.40%	2.00% – 3.40%
Salary increase rate	0.00%	0.00%	3.00%
Increases for pensions in payment	3.40%	3.00%	3.00%
Revaluation of deferred pensions	3.60%	3.00%	3.40%

Assumptions regarding future mortality experience are set based on advice, published statistics and experience in each territory. The average life expectancy in years of a pensioner retiring at age 65 at the statement of financial position date is as follows:

	2009	2008
Male	20.3	20.3
Female	23.2	23.1

The average life expectancy in years of a pensioner retiring at age 65, 20 years after the statement of financial position date is as follows:

	2009	2008
Male	21.3	21.1
Female	24.1	23.9

The assets in the Schemes and the expected rates of return were:

	Long-term return expected at 31 December 2009	Value at 31 December 2009 £'000	Percentage of scheme assets 2009	Long-term return expected at 31 December 2008	Value at 31 December 2008 £'000	Percentage of scheme assets 2008
Equities	7.50%	2,746	28.00%	6.75%	2,193	24.00%
Assets with guaranteed interest with insurer	4.00%	1,126	11.00%	4.00%	1,222	13.00%
Bonds	4.90%	5,944	60.00%	5.05%	5,574	61.00%
Cash	4.40%	26	1.00%	3.70%	148	2.00%
		9,842			9,137	
Present value of the Schemes' liabilities		(10,447)			(9,879)	
Deficit in the Schemes		(605)			(742)	
Related deferred tax asset		177			234	
Net pension deficit		(428)			(508)	

Expected returns on equity reflect long-term real rates of return experienced in the markets. The expected yields on bonds and assets with guaranteed interest with insurer are based on gross redemption yields as at the statement of financial position date.

The following disclosures relate to the Schemes:

Analysis of the amount recognised in the Income Statement

	2009 £'000	2008 £'000
Current service cost	—	—
Total operating charge	—	—

NOTES TO THE FINANCIAL STATEMENTS CONTINUED

FOR THE YEAR ENDED 31 DECEMBER 2009

21 RETIREMENT BENEFIT OBLIGATIONS continued

Movement in the defined benefit obligation over the year

	2009 £'000	2008 £'000
Start of the year	(9,879)	(9,582)
Current service cost	—	—
Interest cost	(482)	(481)
Actuarial (loss)/gain	(591)	207
Exchange movement	132	(390)
Benefits paid	373	367
End of the year	(10,447)	(9,879)

Movement in the fair value of the plan assets over the year

	2009 £'000	2008 £'000
Start of the year	9,137	8,633
Expected return on plan assets	440	491
Actuarial gain/(loss)	194	(915)
Employer contributions	540	1,008
Benefits paid	(373)	(367)
Exchange movements	(96)	287
End of the year	9,842	9,137

The history of the plan

	2009 £'000	2008 £'000	2007 £'000	2006 £'000	2005 £'000
Present value of plan liabilities	(10,447)	(9,879)	(9,582)	(15,397)	(14,980)
Fair value of plan assets	9,842	9,137	8,633	11,264	10,671
Retirement benefit obligation	(605)	(742)	(949)	(4,133)	(4,309)
Experience (loss)/gain on defined benefit obligation	(591)	207	2,384	309	—
Percentage of plan liabilities	(5.66%)	2.10%	24.88%	2.01%	0.00%
Experience gain/(loss) on plan assets	194	(915)	(911)	(257)	469
Percentage of plan assets	1.97%	(1.00%)	(9.51%)	(2.28%)	4.40%
Net actuarial loss recognised in the year	(397)	(708)	1,473	52	469

Analysis of the amount recognised in the Consolidated Statement of Comprehensive Income

	2009 £'000	2008 £'000
Actual return less expected return on pension scheme assets	(397)	(708)
Actuarial loss recognised in the Consolidated Statement of Comprehensive Income	(397)	(708)

The contributions paid by the Group to the defined contribution stakeholder pension schemes in operation within the United Kingdom amounted to £166,000 in the year ended 31 December 2009 (2008 £169,000)

Total pension costs charged to the Income Statement for all schemes in which the Group participates amounted to £1,323,000 for the year ended 31 December 2009 (2008 £1,030,000) and was wholly recognised in administrative expenses

22 PROVISIONS FOR LIABILITIES AND CHARGES

	Current		Non-current	
	Rectification provision £ 000	Total £ 000	Other provision £ 000	Total £ 000
At 1 January 2009	—	—	46	46
Amount reclassified	18	18	(18)	(18)
Amount utilised in the year	—	—	(28)	(28)
Provision at 31 December 2009	18	18	—	—

23 CALLED UP SHARE CAPITAL

	2009 Number	2009 £'000	2008 Number	2008 £'000
Authorised				
Ordinary shares of 1p each	67,539,188	675	67,539,188	675
Allotted, called up and fully paid				
Ordinary shares of 1p each	12,294,798	123	12,294,798	123

Certain Senior Executives hold options to subscribe for shares in the Company under the unapproved share option scheme. The share options are exercisable three years after the date of grant, subject to EBITDA exceeding £13,694,000 in the preceding year's financial statements. The share price at date of grant and the exercise price was £11.50.

The only outstanding options at 31 December 2009 are those under the unapproved share option scheme granted to employees as follows:

Date granted	At 1 January 2009	Cancelled in the year	At 31 December 2009	Exercise price £	Dates normally exercisable
14/01/03	30,000	—	30,000	11.50	14/01/06 – 14/01/13

The mid-market price of the Company's shares at 31 December 2009 was £8.00 and the range during the year was £7.50 to £8.75.

24 STATEMENT OF CHANGES IN EQUITY

	Share capital £'000	Merger reserve £'000	Other reserve £'000	Profit and loss account £'000	Total £'000
At 1 January 2008	123	2,033	1,071	34,401	37,628
Profit for the financial year	—	—	—	5,557	5,557
Transactions with owners					
– dividends	—	—	—	(15,980)	(15,980)
Other comprehensive income					
– exchange adjustments	—	—	4,053	—	4,053
– actuarial loss on pension scheme	—	—	—	(708)	(708)
– movement on deferred tax relating to pension asset	—	—	—	(36)	(36)
At 1 January 2009	123	2,033	5,124	23,234	30,514
Profit for the financial year	—	—	—	14,531	14,531
Transactions with owners					
– dividends	—	—	—	—	—
Other comprehensive income					
– exchange adjustments	—	—	(1,366)	—	(1,366)
– foreign currency hedges	—	—	2,552	—	2,552
– actuarial loss on pension scheme	—	—	—	(397)	(397)
– movement on deferred tax relating to pension asset	—	—	—	(177)	(177)
At 31 December 2009	123	2,033	6,310	37,191	45,657

The merger reserve is not a distributable reserve.

The other reserve relates entirely to the effects of changes in foreign currency exchange rates.

NOTES TO THE FINANCIAL STATEMENTS CONTINUED

FOR THE YEAR ENDED 31 DECEMBER 2009

25 RECONCILIATION OF OPERATING PROFIT TO CASH GENERATED FROM OPERATIONS

	2009 £'000	2008 £'000
Operating profit	19,764	18,877
Amortisation of intangible assets	1,092	601
Loss on disposal of intangible assets	61	—
Depreciation of property, plant and equipment	2,315	2,114
Profit on disposal of property, plant and equipment	(54)	(152)
Exchange differences	(407)	1,449
Difference between pension charge and cash contributions	(576)	(904)
Decrease/(increase) in trade and other receivables	3,074	(6,032)
(Decrease)/increase in trade and other payables	(1,633)	2,587
Decrease in provisions	(28)	(133)
Decrease/(increase) in inventories	747	(2,855)
Cash generated from operations	24,355	15,552

Disposal of assets

	2009 £'000	2008 £'000
Net book value	278	274
Loss on disposal of intangible assets	(61)	—
Profit on disposal of property, plant and equipment	54	152
Proceeds	271	426

26 RECONCILIATION OF MOVEMENT IN NET DEBT

	At 1 January 2009 £'000	Cash flow £'000	Non-cash items £'000	At 31 December 2009 £'000
Cash in hand and at bank	10,875	8,195	—	19,070
Debt due within one year	(7,488)	(40)	(69)	(7,597)
Debt due after one year	(46,241)	10,645	—	(35,596)
Total	(42,854)	18,800	(69)	(24,123)

Reconciliation of decrease in cash to movement in net debt

	2009 £'000	2008 £'000
Increase/(decrease) in cash	8,195	(932)
Decrease/(increase) in debt	10,605	(21,264)
Change in net debt from cash flows	18,800	(22,196)
Non-cash changes	(69)	(55)
Net debt at 1 January	(42,854)	(20,603)
Net debt at 31 December	(24,123)	(42,854)

Non-cash changes relate to the amortisation of finance arrangement costs

27 ACQUISITIONS

On 27 May 2009 the Group purchased the entire issued share capital of Fire Reliant Limited, a company incorporated in and which operates in England. The book and provisional fair value of the net assets acquired were as follows

	Book and provisional fair values £'000
Property, plant and equipment	9
Inventories	6
Receivables	124
Payables	(29)
Fair value of net assets acquired	110
Intangible assets	265
Consideration	375
Satisfied by	
	Provisional consideration £'000
Cash	345
Deferred consideration	30
	375

The Directors do not consider the acquisition of Fire Reliant Limited to be material to the Group or to have had a material impact on the results of the Group for the year ended 31 December 2009

In addition, the Group acquired contracts from a number of companies and businesses in Europe and the UK for a total consideration of £526,000. The Directors considered that the consideration equated to the fair value of the contracts acquired and have recognised an intangible asset accordingly.

Due to the integration of the companies and businesses acquired during the year into the existing businesses and operations, the Directors are unable to determine the contribution of the acquisitions to the revenue and net profit of the Group for the year ended 31 December 2009 nor are they able to determine what the impact on revenues and profit of the Group for the year ended 31 December 2009 would have been had the acquisitions taken place on 1 January 2009.

28 COMMITMENTS AND CONTINGENT LIABILITIES

The Group leases various properties under non-cancellable operating lease agreements. The lease agreements are between one and nine years and the majority of lease agreements are renewable at the end of the lease period at market rates.

The lease expenditure charged to the Income Statement during the year is disclosed in note 8.

The future aggregate minimum lease payments under non-cancellable operating leases are as follows

	2009 £'000	2008 £'000
Within one year	238	242
Between two and five years inclusive	422	653
More than five years	567	648
	1,227	1,543

The Group had no contingent liabilities, no other financial commitments and no capital commitments at 31 December 2009 (2008: £Nil).

NOTES TO THE FINANCIAL STATEMENTS CONTINUED

FOR THE YEAR ENDED 31 DECEMBER 2009

29 GROUP UNDERTAKINGS

The subsidiary undertakings of the Parent Company, in which the Group wholly owns the entire issued and voting ordinary share capital, are as follows

	Activity	Country of registration or incorporation and operation
All-Protec N V	Fire protection	Belgium
Ansul B V	Fire protection	Holland
Ansul S A	Fire protection	Belgium
ASCO Extinguishers Company Limited	Fire protection	Scotland and England
Dimex Technics S A	Fire protection	Belgium
Fire Protection Holdings Limited	Sub-holding	England
Fire Reliant Limited	Fire protection	England
GFA Premier Limited	Fire protection	England
Hoyles Fire & Safety Limited	Fire protection	England
Hoyles Limited	Sub-holding	England
Importex S A	Fire protection	Belgium
L W Safety Limited	Fire protection	England
M K Fire Limited	Fire protection	England
Nu-Swift (Engineering) Limited	Fire protection	England
Nu-Swift Brandbeveliging B V	Fire protection	Holland
Nu-Swift International Limited	Fire protection	England
Nu-Swift Limited	Sub-holding	England
SAS Sprl	Fire protection	Belgium
Somati FIE N V	Fire Protection	Belgium
Toldwell Limited	Sub-holding	England
Total Firestop G m b H	Fire protection	Austria
TVF (UK) Limited	Fire protection	England
United Fire Alarms Limited	Alarms	England
L&P Fire Limited	Fire protection	England
Triangle Fire Limited	Fire protection	England
1st Quote Limited	Fire protection	Scotland

With the exception of the Parent Company's 100% interest in Fire Protection Holdings Limited, M K Fire Limited and TVF (UK) Limited, the shares in the remaining Group undertakings are held by subsidiary undertakings

30 ULTIMATE PARENT UNDERTAKING AND CONTROLLING PARTY

The Parent Company regards EOI Fire SARL, a company registered in Luxembourg, as its ultimate parent undertaking through its 80% interest in London Security plc. The Directors regard the Eden and Ariane Trustee companies as the ultimate controlling parties through their controlling interest in EOI Fire SARL.

31 RELATED PARTY TRANSACTIONS

During the year the Group incurred costs amounting to £2,090,000 (2008: £1,760,000) in respect of the Executive Directors including the Head Office and other expenses under the Services Agreement referred to in the Directors' Remuneration Report.

The balance disclosed in note 16 as being due from related undertakings are with companies controlled by J G Murray.

The Group incurred £279,000 (2008: £403,000) of expenditure on behalf of J G Murray during the year.

INDEPENDENT AUDITORS' REPORT

TO THE MEMBERS OF LONDON SECURITY PLC

We have audited the Parent Company financial statements of London Security plc for the year ended 31 December 2009 which comprise the Parent Company Balance Sheet and the related notes. The financial reporting framework that has been applied in their preparation is applicable law and United Kingdom Accounting Standards (United Kingdom Generally Accepted Accounting Practice).

RESPECTIVE RESPONSIBILITIES OF DIRECTORS AND AUDITORS

As explained more fully in the Statement of Directors' Responsibilities, the Directors are responsible for the preparation of the financial statements and for being satisfied that they give a true and fair view. Our responsibility is to audit the financial statements in accordance with applicable law and International Standards on Auditing (UK and Ireland). Those standards require us to comply with the Auditing Practices Board's Ethical Standards for Auditors.

This report, including the opinions, has been prepared for and only for the Company's members as a body in accordance with Sections 495 and 496 of the Companies Act 2006 and for no other purpose. We do not, in giving these opinions, accept or assume responsibility for any other purpose or to any other person to whom this report is shown or into whose hands it may come save where expressly agreed by our prior consent in writing.

SCOPE OF THE AUDIT OF THE FINANCIAL STATEMENTS

An audit involves obtaining evidence about the amounts and disclosures in the financial statements sufficient to give reasonable assurance that the financial statements are free from material misstatement, whether caused by fraud or error. This includes an assessment of whether the accounting policies are appropriate to the Parent Company's circumstances and have been consistently applied and adequately disclosed, the reasonableness of significant accounting estimates made by the Directors, and the overall presentation of the financial statements.

OPINION ON FINANCIAL STATEMENTS

In our opinion the Parent Company financial statements

- ▶ give a true and fair view of the state of the Company's affairs as at 31 December 2009,
- ▶ have been properly prepared in accordance with United Kingdom Generally Accepted Accounting Practice, and
- ▶ have been prepared in accordance with the requirements of the Companies Act 2006.

OPINION ON OTHER MATTER PRESCRIBED BY THE COMPANIES ACT 2006

In our opinion the information given in the Directors' Report for the financial year for which the Parent Company financial statements are prepared is consistent with the Parent Company financial statements.

MATTERS ON WHICH WE ARE REQUIRED TO REPORT BY EXCEPTION

We have nothing to report in respect of the following matters where the Companies Act 2006 requires us to report to you if, in our opinion

- ▶ adequate accounting records have not been kept by the Parent Company, or returns adequate for our audit have not been received from branches not visited by us, or
- ▶ the Parent Company financial statements are not in agreement with the accounting records and returns, or
- ▶ certain disclosures of Directors' remuneration specified by law are not made, or
- ▶ we have not received all the information and explanations we require for our audit.

OTHER MATTER

We have reported separately on the Group financial statements of London Security plc for the year ended 31 December 2009.

Mark Webster

MARK WEBSTER (SENIOR STATUTORY AUDITOR)
for and on behalf of PricewaterhouseCoopers LLP
Chartered Accountants and Statutory Auditors
Leeds
4 May 2010

PARENT COMPANY BALANCE SHEET

AS AT 31 DECEMBER 2009

	Notes	2009 £'000	2008 £'000
Fixed assets			
Tangible assets	2	611	662
Investments	3	55,572	54,890
		56,183	55,552
Current assets			
Debtors	4	1,710	3,499
Cash at bank and in hand		4,572	1,012
		6,282	4,511
Creditors amounts falling due within one year			
Finance debt	5	(5,253)	(4,823)
Creditors	6	(30,122)	(24,992)
		(35,375)	(29,815)
Net current liabilities		(29,093)	(25,304)
Total assets less current liabilities		27,090	30,248
Creditors amounts falling due after more than one year			
Finance debt	5	(29,225)	(36,797)
Net liabilities		(2,135)	(6,549)
Capital and reserves			
Called up share capital	8	123	123
Profit and loss account	9	(2,258)	(6,672)
Equity shareholders' deficit	10	(2,135)	(6,549)


The registered number of the Company is 53417

The notes on pages 41 to 45 are an integral part of these financial statements

The financial statements on pages 40 to 45 were approved by the Board of Directors on 4 May 2010 and were signed on its behalf by

J G MURRAY
Chairman
4 May 2010

For the J G MURRAY



J G MURRAY

NOTES TO THE PARENT COMPANY FINANCIAL STATEMENTS

FOR THE YEAR ENDED 31 DECEMBER 2009

1 PRINCIPAL ACCOUNTING POLICIES

Basis of accounting

These Parent Company financial statements have been prepared on the going concern basis, under the historical cost convention and in accordance with the Companies Act 2006 and applicable accounting standards in the United Kingdom. The Directors believe that preparing the financial statements on the going concern basis is appropriate due to the continued financial support of the ultimate parent company EOI Fire SARL. A summary of the more important accounting policies, which have been consistently applied, is set out below.

Tangible fixed assets

The cost of tangible fixed assets is their purchase cost or internal production costs, together with any incidental costs of acquisition.

Depreciation is provided for on all tangible fixed assets on the straight line method at rates calculated to write off the cost or valuation less estimated residual values over the estimated lives of the assets. The annual rates are as follows:

Share in aircraft 5%

Fixed assets are reviewed for impairment if events or changes in circumstances indicate that the carrying value may not be recoverable. Any impairment in value is charged to the profit and loss account.

Investments

Investments in subsidiary undertakings and unlisted investments are included at cost unless, in the opinion of the Directors, an impairment has occurred, in which case the deficiency is provided for and charged in the Parent Company's profit and loss account.

Deferred tax

Deferred tax is recognised in respect of all timing differences that have originated but not reversed at the statement of financial position date, where transactions or events that result in an obligation to pay more tax in the future or a right to pay less tax in the future have occurred at the statement of financial position date.

A net deferred tax asset is recognised as recoverable and therefore recognised only when, on the basis of all available evidence, it can be regarded as more likely than not that there will be suitable taxable profits against which to recover carried forward tax losses and from which the future reversal of underlying timing differences can be deducted.

Deferred tax is measured at the average tax rates that are expected to apply in the periods in which the timing differences are expected to reverse, based on tax rates and laws that have been enacted or substantively enacted by the statement of financial position date. Deferred tax is measured on an undiscounted basis.

Finance arrangement costs

Costs of arranging bank loans and interest rate caps are treated as a deduction from the loan liability and are amortised over the lives of the relevant loans.

Cash flow statement

The cash flows of the Parent Company are included in the Consolidated Statement of Cash Flow of London Security plc. Consequently, the Parent Company is exempt under the terms of FRS 1 (revised) "Cash flow statements" from publishing a cash flow statement.

Dividend distribution

Dividend distribution to the Parent Company's shareholders is recognised as a liability in the Group's financial statements when paid in the case of interim dividends or in the period in which the dividends are approved by the Parent Company's shareholders in the case of final dividends.

NOTES TO THE PARENT COMPANY FINANCIAL STATEMENTS CONTINUED

FOR THE YEAR ENDED 31 DECEMBER 2009

2 TANGIBLE ASSETS

	Share in aircraft £ 000
Cost	
At 1 January and 31 December 2009	1,019
Depreciation	
At 1 January 2009	357
Charge for the year	51
At 31 December 2009	408
Net book amount	
At 31 December 2009	611
At 31 December 2008	662

3 INVESTMENTS

	Shares in subsidiary undertakings £'000	Long-term loans to subsidiary undertakings £ 000	Total £ 000
Cost			
At 1 January 2009	35,956	18,934	54,890
Increase in long-term loans provided to subsidiary undertakings	—	682	682
At 31 December 2009	35,956	19,616	55,572

A schedule of subsidiary undertakings, all of which are wholly owned subsidiary undertakings of the Parent Company, is included in note 29 to the Group financial statements

The Directors believe that the carrying value of the investments is supported by their underlying net assets

4 DEBTORS

	2009 £'000	2008 £ 000
Amounts falling due within one year		
Amounts owed by subsidiary undertakings	713	1,860
Amounts owed by related undertakings	204	349
Other debtors	399	895
Taxation recoverable	394	395
	1,710	3,499

Amounts owed by subsidiary and related undertakings are unsecured, interest free and have no fixed date of repayment and are repayable on demand

5 FINANCE DEBT

	2009 £'000	2008 £'000
Non-current (amounts falling due in more than one year)		
Bank borrowings		
– in one to two years	5,253	5,567
– between two and five years	23,972	31,230
	29,225	36,797
Current (amounts falling due within one year or on demand)		
Bank borrowings	5,253	4,823
Total borrowings	34,478	41,620

Interest rates (including the bank's margin) on the bank loans in existence during the year averaged 2.9% (2008: 6.0%) per annum. Bank loans and overdrafts are stated net of unamortised finance arrangement costs of £216,000 (2008: £286,000) of which £142,000 (2008: £216,000) is to be amortised after more than one year.

The Directors consider that the fair values of the bank loans are not materially different from their book values.

The carrying amounts of the Company's borrowings, all of which are floating rate financial liabilities, are denominated in the following currencies:

Currency	Total 2009 £'000	Weighted average interest rate 2009	Total 2008 £'000	Weighted average interest rate 2008
Sterling	7,898	2.6%	9,290	5.7%
Euro	26,580	3.0%	32,330	6.1%
	34,478	2.9%	41,620	6.0%

Borrowing facilities

The Company has undrawn committed borrowing facilities of £1.8 million (2008: £1.8 million).

6 CREDITORS: AMOUNTS FALLING DUE WITHIN ONE YEAR

	2009 £'000	2008 £'000
Amounts owed to subsidiary undertakings	29,652	24,341
Other creditors	111	118
Accruals	359	533
	30,122	24,992

Amounts due to subsidiary undertakings are unsecured, interest free and repayable on demand.

NOTES TO THE PARENT COMPANY FINANCIAL STATEMENTS CONTINUED

FOR THE YEAR ENDED 31 DECEMBER 2009

7 DEFERRED TAX

The deferred tax asset comprises

	Amount recognised		Amount unrecognised	
	2009 £'000	2008 £'000	2009 £'000	2008 £'000
Losses	—	—	(2,239)	(2,865)
Deferred tax asset	—	—	(2,239)	(2,865)

Deferred tax is measured on a non-discounted basis at the tax rates that are expected to apply in the periods in which timing differences will reverse, based on tax rates and laws substantively enacted at the statement of financial position date being a rate of 28%

8 CALLED UP SHARE CAPITAL

	2009 Number	2009 £'000	2008 Number	2008 £'000
Authorised				
Ordinary shares of 1p each	67,539,188	675	67,539,188	675
Allotted, called up and fully paid				
Ordinary shares of 1p each	12,294,798	123	12,294,798	123

Certain Senior Executives hold options to subscribe for shares in the Company under the unapproved share option scheme. The share options are exercisable three years after the date of grant, subject to EBITDA exceeding £13,694,000 in the preceding year's financial statements. The share price at date of grant and the exercise price was £11.50.

The only outstanding options at 31 December 2009 are those under the unapproved share option scheme granted to employees as follows:

Date granted	At 1 January 2009	Cancelled in the year	At 31 December 2009	Exercise price £	Dates normally exercisable
14/01/03	30,000	—	30,000	11.50	14/01/06 – 14/01/13

The mid-market price of the Company's shares at 31 December 2009 was £8.00 and the range during the year was £7.50 to £8.75.

9 PROFIT AND LOSS ACCOUNT

	£'000
At 1 January 2009	(6,672)
Profit for the financial year	4,414
At 31 December 2009	(2,258)

London Security plc has not presented its own profit and loss account as the Directors have taken advantage of the exemption available under Section 408 of the Companies Act 2006. The profit for the financial year of the Parent Company included within the consolidated profit for the year attributable to the equity shareholders is £4,414,000 (2008: £2,606,000).

The Parent Company had no employees during the year (2008: Nil).

The remuneration paid to the Parent Company auditors in respect of the audit of Group and Parent Company financial statements for the year ended 31 December 2009 is set out in note 8 to the Group financial statements.

10 RECONCILIATION OF MOVEMENTS IN EQUITY SHAREHOLDERS' FUNDS

	2009 £'000	2008 £'000
Profit for the financial year	4,414	2,606
Dividends	—	(15,980)
Net increase/(reduction) in equity shareholders' funds	4,414	(13,374)
Opening equity shareholders' (deficit)/funds	(6,549)	6,825
Closing equity shareholders' deficit	(2,135)	(6,549)

11 COMMITMENTS AND CONTINGENT LIABILITIES

The Parent Company had no financial or other commitments at 31 December 2009 (2008 £Nil)

The Parent Company was party to a cross guarantee under which it guaranteed the borrowings of certain of its subsidiary undertakings. At 31 December 2009 this guarantee amounted to £8,711,000 (2008 £12,074,000). No loss is expected to arise from this guarantee.

12 ULTIMATE PARENT UNDERTAKING AND CONTROLLING PARTY

The Parent Company regards EOI Fire SARL, a company registered in Luxembourg, as its ultimate parent undertaking through its 80% interest in London Security plc. The Directors regard the Eden and Ariane Trustee companies as the ultimate controlling parties through their controlling interest in EOI Fire SARL.

13 RELATED PARTY TRANSACTIONS

During the year the Parent Company incurred costs amounting to £2,090,000 (2008 £1,760,000) in respect of the Executive Directors, including the Head Office and other expenses under the Services Agreement referred to in the Directors' Remuneration Report. The balances disclosed in note 4 as being due from related undertakings are with companies controlled by J G Murray.

The Parent Company has taken advantage of the exemption available under FRS 8 "Related party disclosures" from disclosing transactions between related parties within the London Security plc group of companies.

The Group incurred £279,000 (2008 £403,000) of expenditure on behalf of J G Murray during the year.

NOTICE OF ANNUAL GENERAL MEETING

NOTICE IS GIVEN THAT the Annual General Meeting of London Security plc (the "Company") will be held at 10 Bruton Street, 5th Floor, London W1J 6TX on 9 June 2010 at 11 am for the following purposes

You will be asked to consider the following resolutions as ordinary resolutions

- 1 To receive the financial statements for the year ended 31 December 2009 and the Reports of the Directors and auditors and the Directors' Remuneration Report for that period
- 2 To re-elect J-J Murray as a Director, who retires by rotation under article 23 2 of the Company's articles of association
- 3 To re-elect X Mignolet as a Director, who retires by rotation under article 23 2 of the Company's articles of association
- 4 To re-elect M-C Leon as a Director, who retires by rotation under article 23 2 of the Company's articles of association
- 5 That PricewaterhouseCoopers LLP be re-appointed as auditors of the Company to hold office until the conclusion of the next Annual General Meeting at which accounts are laid before the Company and that their remuneration be fixed by the Directors
- 6 That the Directors be generally and unconditionally authorised in accordance with Section 549 of the Companies Act 2006 (the "Act") to exercise all the powers of the Company to allot relevant securities (as defined in Section 550 of the Act) up to an aggregate nominal value equal to the whole of the authorised but unissued share capital of the Company immediately following the passing of this resolution provided that such authority shall (unless and to the extent previously revoked, varied or renewed by the Company in General Meeting) expire at the conclusion of five years from the date this resolution is passed provided that such authority shall allow the Company to make an offer or enter into an agreement which would or might require relevant securities to be allotted after the expiry of such authority and the Directors may allot relevant securities in pursuance of any such offer or agreement as if the authority conferred by this resolution has not expired


You will be asked to consider the following resolutions as special resolutions

- 7 That, subject to the passing of resolution numbered 6 above, the Directors be and are empowered pursuant to Section 570 of the Act to allot equity securities (within the meaning of Section 564 of the Act) of the Company for cash pursuant to the authority conferred by the resolution numbered 6 above as if Section 561 of the Act did not apply to such allotment, provided that this power shall be limited to
 - (i) the allotment of equity securities in connection with or pursuant to an offer by way of rights to the holders of ordinary shares and other persons entitled to participate in such offer in proportion (as nearly as may be) to their respective holdings of ordinary shares, subject only to such exclusions or other arrangements as the Directors may consider necessary or expedient to deal with fractional entitlements or legal or practical problems under the laws of any territory or the regulations or requirements of any regulatory body or any stock exchange in any territory, and
 - (ii) the allotment (other than pursuant to (i) above) of equity securities up to an aggregate nominal amount of £6,147 and such power shall expire on the date of the next Annual General Meeting of the Company or 15 months after the date of the passing of this resolution (whichever is the earlier) but so that the Company may before such expiry make an offer or agreement which would or might require equity securities to be allotted after such expiry and the Directors may allot equity securities pursuant to such an offer or agreement as if the power conferred by this resolution had not expired
- 8 That the Company be and is generally and unconditionally authorised for the purposes of Section 701 of the Act to make one or more market purchases (as defined in Section 701 (2) of the Act) on the London Stock Exchange of ordinary shares of 1 pence each in the capital of the Company ("ordinary shares") provided that
 - (i) the maximum aggregate number of ordinary shares authorised to be purchased is 500,000 shares,
 - (ii) the minimum price which may be paid for such shares is 1 pence per share,
 - (iii) the maximum price (exclusive of expenses) which may be paid for such shares is not more than 5% above the average of the middle market quotations for the Company's ordinary shares derived from the London Stock Exchange Daily Official List for the five business days immediately preceding the day on which the purchase of the ordinary shares is contracted to take place,

8 continued

- (iv) the authority conferred shall expire at the conclusion of the next Annual General Meeting of the Company or 15 months after the passing of this resolution (whichever is the earlier), and
- (v) the Company may make a contract to purchase its own shares under the authority conferred prior to the expiry of such authority which will or may be executed wholly or partly after the expiry of such authority and may make a purchase of its own shares in pursuance of any such contract

By order of the Board


R POLLARD
Secretary
4 May 2010

REGISTERED OFFICE
Wistons Lane
Elland
West Yorkshire
HX5 9DT

NOTES

- 1 If you are a member of the Company you are entitled to appoint one or more proxies to attend, speak and vote at the Meeting and you should have received a form of proxy with the Notice of Meeting. You can appoint a proxy using the procedures set out in these notes and the notes in the form of proxy.
- 2 A proxy does not need to be a member of the Company but must attend the Meeting to represent you. Details of how to appoint the Chairman of the Meeting or another person as your proxy using the form of proxy are set out in the notes to the form of proxy.
- 3 You may appoint more than one proxy provided each proxy is appointed to exercise rights attached to different shares. You may not appoint more than one proxy to exercise rights attached to any one share. To appoint more than one proxy, fill out a copy of the accompanying form of proxy for each proxy. Multiple proxy appointments should be returned in the same envelope.
- 4 A vote withheld is not a vote in law, which means that the vote will not be counted in the calculation of votes for or against the resolution. If no voting indication is given, your proxy will vote or abstain from voting at his or her discretion. Your proxy will vote (or abstain from voting) as he or she thinks fit in relation to any other matter which is put before the Meeting.

Appointment of proxy using hard copy proxy form

- 5 The notes to the form of proxy explain how to direct your proxy, how to vote on each resolution or withhold their vote. To appoint a proxy using the form of proxy, the form must be
 - (a) completed and signed,
 - (b) sent or delivered to Capita Registrars, Proxy Department, The Registry, 34 Beckenham Road, Beckenham, Kent BR3 4TU, and
 - (c) received by Capita Registrars no later than 48 hours before the time of the Meeting.

In the case of a member which is a company, the form of proxy must be executed under its common seal or signed on its behalf by an officer of the Company or an attorney for the Company. Any power of attorney or any other authority under which the form of proxy is signed (or a duly certified copy) of such power or authority must be included with the form of proxy.

Appointment of proxy by joint members

- 6 In the case of appointment of a proxy by joint shareholders, the signature of any one of them will suffice, but if a holder other than the first-named holder signs, it will help the registrars if the name of the first-named holder is given.

Changing proxy instructions

- 7 To change your proxy instructions, simply submit a new proxy appointment using the methods set out above. Note that the cut-off time for receipt of proxy appointments (see above) also applies in relation to amended instructions, any amended proxy appointment received after the relevant cut-off time will be disregarded.

If you submit more than one valid proxy appointment, the appointment received last before the latest time for the receipt of proxies will take precedence.

NOTICE OF ANNUAL GENERAL MEETING CONTINUED

NOTES continued

Termination of proxy appointments

- 8 In order to revoke a proxy instruction you will need to inform the Company by sending a signed hard copy notice clearly stating your intention to revoke your proxy appointment to Capita Registrars, Proxy Department, The Registry, 34 Beckenham Road, Beckenham, Kent BR3 4TU. In the case of a member which is a company, the revocation notice must be executed under its common seal or signed on its behalf by an officer of the Company or an attorney for the Company. Any power of attorney or any other authority under which the revocation notice is signed (or a duly certified copy of such power or authority) must be included with the revocation notice.

The revocation notice must be received by Capita Registrars no later than 48 hours before the Meeting.

If you attempt to revoke your proxy appointment but the revocation is received after the time specified then, subject to the paragraph directly below, your proxy appointment will remain valid.

Appointment of a proxy does not preclude you from attending the Meeting and voting in person. If you have appointed a proxy and attend the Meeting in person, your proxy appointment will automatically be terminated.

Issued shares and total voting rights

- 9 As at 7 am on 4 May 2010, the Company's issued share capital comprised 12,294,798 ordinary shares of 1 pence each. Each ordinary share carries the right to one vote at a General Meeting of the Company and, therefore, the total number of voting rights in the Company as at 7 am on 4 May 2010 is 12,294,798.

Documents on display

- 10 The register of Directors' interests will be available for inspection at the registered office of the Company from 4 May 2010 until the time of the Meeting and for at least 15 minutes prior to the Meeting and during the Meeting.

Communication

- 11 Except as provided above, members who have general queries about the Meeting should use the following method of communication (no other methods of communication will be accepted):

- (a) calling 01422 372852,
- (b) you may not use any electronic address provided either
 - (i) in this notice of Annual General Meeting, or
 - (ii) any related documents (including the form of proxy),

to communicate with the Company.

GROUP COMPANIES

UNITED KINGDOM

Asco Extinguishers Company Limited
Unit 11
Festival Court
Brand Place
Glasgow G51 1DR
Tel 0141 427 1144
Fax 0141 427 6644
E-mail customer.service@asco.uk.com
Website www.asco.uk.com

GFA Premier Limited
Wistons Lane
Elland
West Yorkshire HX5 9DT
Tel 01422 377 521
Fax 01422 377 524
E-mail customer.service@gfapremier.co.uk

Hoyles Fire & Safety Limited
Wistons Lane
Elland
West Yorkshire HX5 9DT
Tel 01422 314 351
Fax 01422 314 311
E-mail customer.service@hoyles.co.uk
Website www.hoyles.co.uk

L W Safety Limited
56/69 Queens Road
High Wycombe
Buckinghamshire HP13 6AH
Tel 01422 314 350
Fax 01422 314 311
E-mail customer.service@lwsafety.co.uk
Website www.lwsafety.co.uk

M K Fire Limited
56/69 Queens Road
High Wycombe
Buckinghamshire HP13 6AH
Tel 01494 769 744
Fax 01494 465 378
E-mail customer.service@mkfire.co.uk
Website www.mkfire.co.uk

Nu-Swift International Limited
Wistons Lane
Elland
West Yorkshire HX5 9DT
Tel 01422 372 852
Fax 01422 379 569
E-mail customer.service@nuswift.co.uk
Website www.nu-swift.co.uk

TVF (UK) Limited
56/69 Queens Road
High Wycombe
Buckinghamshire HP13 6AH
Tel 01494 450 641
Fax 01494 465 378
E-mail customer.service@tvfuk.co.uk
Website www.tvfuk.co.uk

United Fire Alarms Limited
Wistons Lane
Elland
West Yorkshire HX5 9DT
Tel 0845 601 5836
Fax 0845 601 5837
E-mail customer.service@utdfa.co.uk
Website www.unitedfirealarm.com

BELGIUM

All-Protec N V
Bogaertstraat 16
9910 Knesslaere
Tel 00 32 9375 2044
Fax 00 32 9374 6895
E-mail info@all-protec.be

Ansul S A
Industrielaan 35
B-1702 Groot-Bijgaarden
Tel 00 32 2467 7211
Fax 00 32 2466 4456
E-mail mail@ansul.be
Website www.ansul.be

Dimex Technics S A
42 rue de l'église
4710 Lontzen Herbesthal
Tel 00 32 8788 0242
Fax 00 32 8788 3766
E-mail info@dimex-technics.be

Importex S A
42 rue de l'église
4710 Lontzen Herbesthal
Tel 00 32 8788 0242
Fax 00 32 8788 3766
E-mail info@importex.be

SAS Sprl
42 rue de l'église
4710 Lontzen Herbesthal
Tel 00 32 8788 0242
Fax 00 32 8788 3766
E-mail info@dimex-technics.be
Website www.sas-company.com

Somati FIE N V
Industrielaan 19a
9320 Erembodegem
Tel 00 32 5385 2222
Fax 00 32 5385 2221
E-mail info@somati.be
Website www.somati.be

HOLLAND

Ansul B V
Platinastraat 15 NL 8211
AR Lelystad
Tel 00 31 320 240864
Fax 00 31 320 247707
E-mail info@ansul.nl
Website www.ansul.nl

Nu-Swift Brandbeveiliging B V
Ringoven 45
6826 TP Arnhem
Tel 00 31 263 630330
Fax 00 31 263 640828
E-mail info@nu-swift.nl
Website www.nu-swift.nl

AUSTRIA

Total Firestop G m b H
Tiltmannsgasse 5
1220 Wien
Tel 00 431 259 36310
Fax 00 431 259 363118
E-mail info@total.at
Website www.total.at