


**Registered Number: 25526**

# The Henderson Smaller Companies Investment Trust plc

**Report and Financial Statements for the year ended 31 May 2011**



TUESDAY



\*A3B98Y36\*

A31

04/10/2011

82

COMPANIES HOUSE

# The Henderson Smaller Companies Investment Trust plc

The objective of The Henderson Smaller Companies Investment Trust plc is to maximise shareholders' total returns by investing mainly in smaller companies that are quoted in the United Kingdom. Our portfolio of investments is managed by a team of specialists at Henderson Global Investors. At 31 May 2011 there were 108 holdings with a market value of £324 million. As an investment trust, we are exempt from tax on the capital gains arising on the investments.

<b>Investment selection</b>	The investment selection process seeks, by rigorous research, to identify high-quality smaller companies with strong growth potential. Generally new investments are made in constituents of the benchmark index. Investments may continue to be held when the underlying companies grow out of the smaller companies sector but strong selling disciplines are applied regardless of the size of the entity.
<b>Benchmark</b>	Hoare Govett Smaller Companies Index (excluding investment companies) *
<b>Manager</b>	The Board has appointed Henderson Global Investors to manage the investments and to provide the related administrative services.
<b>Independent board</b>	The directors, who are independent of the Manager, meet regularly to consider investment strategy and to monitor the performance of the Company.
<b>Website</b>	Information about the Company can be found on the website <a href="http://www.hendersonsmallercompanies.com">www.hendersonsmallercompanies.com</a>

\*prior to 1 June 2003 the benchmark was the FTSE SmallCap Index (excluding investment companies)

## Financial Highlights

	31 May 2011	31 May 2010
<b>Total net assets</b>	<b>£298 million</b>	£208 million
<b>Net asset value per ordinary share</b>	<b>398 1p</b>	277 1p
Net asset value per ordinary share on an alternative basis*	<b>392 5p</b>	269 7p
<b>Market price per ordinary share</b>	<b>319 4p</b>	216 0p
<b>Total return per ordinary share</b>	<b>124 6p</b>	79 3p
<b>Revenue return per ordinary share</b>	<b>4 9p</b>	4 6p
<b>Dividend per ordinary share</b>	<b>4 2p</b>	3 6p
<b>Gearing†</b>	<b>8 7%</b>	9 5%

\*Calculated by deducting from the net assets the debt at its market value, as disclosed in note 20 on page 53

†Defined here as the total market value of the Group's investments less shareholders' funds as a percentage of shareholders' funds

## Performance: comparative total return figures for periods ended 31 May 2011

	1 year %	2 years %	3 years %	5 years %	10 years %
<b>The Henderson Smaller Companies Investment Trust plc:</b>					
<b>net asset value per share*</b>	45 3 <sup>(1)</sup>	104 5 <sup>(1)</sup>	31 3 <sup>(1)</sup>	49 1 <sup>(2)</sup>	29 1 <sup>(2)</sup>
The Henderson Smaller Companies Investment Trust plc share price <sup>(2)</sup>	50 0	99 6	34 5	47 3	26 4
Hoare Govett Smaller Companies Index (excluding investment companies) <sup>(3)</sup>	32 4	71 5	38 2	44 4	128 1
FTSE SmallCap Index (excluding investment companies) <sup>(3)</sup>	23 1	48 8	8 6	(6 1)	15 6
FTSE All-Share Index <sup>(3)</sup>	20 4	48 0	13 0	27 7	55 4

Source (1) Henderson Global Investors (2) Morningstar (3) Datastream The net asset value total return figures are calculated on the basis that the Company's issue of Debenture Stock is included at its par value as in the financial statements that follow

\*The net asset value total return figures include an adjustment to reflect the fact that since 2005 investments are valued at bid prices (ie at fair value) rather than at mid-market prices

## Historical Record

Year end	Market price per ordinary share in pence	Net asset value per ordinary share in pence	Revenue earnings per ordinary share in pence	Final dividend per ordinary share in pence	Special dividend per ordinary share in pence†
31 May 2001	278 0	328 9	(0 34)	0 50	–
31 May 2002	150 5	181 1	(0 77)	0 50	–
31 May 2003	96 0	121 8	0 20	0 50	–
31 May 2004	134 75	172 1	1 17	1 00	–
31 May 2005	169 5	214 5*	1 44*	1 15	–
31 May 2006	232 75	280 4*	1 83*	1 35	–
31 May 2007	323 5	392 1	2 12	1 70	–
31 May 2008	252 0	317 6	4 64	2 20†	1 60
31 May 2009	167 0	202 1	6 30	3 00†	2 60
31 May 2010	216 0	277 1	4 59	3 60	–
<b>31 May 2011</b>	<b>319 4</b>	<b>398 1</b>	<b>4.91</b>	<b>4 20</b>	<b>–</b>

\*The figures for 2006 (and the figures for subsequent years) have been calculated in accordance with International Financial Reporting Standards (IFRS) and the figure for 2005 was restated on first time adoption of IFRS. The figures for the earlier years have not been restated

†In 2008 and 2009 the revenue earnings included the write-back of VAT borne on management fees in certain periods between 1990 and 2007 and the simple interest receivable on those refunds. Most of the amounts recognised were distributed by way of special dividends

# Contents

	<b>About the Company</b>
Inside front cover	Profile
1	Financial Highlights, Performance and Historical Record
2	Contents
2	Warning to Shareholders
	<b>Management Report</b>
3	Chairman's Statement
	<b>Management Report Investment Review</b>
4-8	Fund Manager's Review
9-11	Investment Portfolio
	<b>Management Report: Directors' Report</b>
12	Directors and Management
13-25	Directors' Report
26-27	Directors' Remuneration Report
28	Statement of Directors' Responsibilities
29-30	Independent Auditors' Report
	<b>Financial Statements</b>
31	Consolidated Statement of Comprehensive Income
32	Consolidated and Parent Company Statements of Changes in Equity
33	Consolidated and Parent Company Balance Sheets
34	Consolidated and Parent Company Cash Flow Statements
35-54	Notes to the Financial Statements
	<b>Shareholder Information</b>
55	General Shareholder Information
56	Directors and other Information

## Warning to Shareholders

Many companies have become aware that their shareholders have received unsolicited phone calls or correspondence concerning investment matters. These are typically from overseas based 'brokers' who target UK shareholders offering to sell them what often turn out to be worthless or high risk shares in US or UK investments. They can be very persistent and extremely persuasive. Shareholders are therefore advised to be very wary of any unsolicited advice, offers to buy shares at a discount or offers of free company reports.

Please note that it is very unlikely that either the Company or the Company's Registrar, Computershare Investor Services PLC, would make unsolicited telephone calls to shareholders and that any such calls would relate only to official documentation already circulated to shareholders and never in respect of investment 'advice'.

If you are in any doubt about the veracity of an unsolicited phone call, please call either the Company Secretary or the Registrar at the numbers provided on the inside back cover.

## Chairman's Statement



**Dudley Fishburn**

We have had a most excellent year. Our performance in the year ended 31 May 2011 was very strong indeed and a welcome continuation of the recovery that we enjoyed in the previous year. On a total return basis our net asset value per share rose by 45.3%, against 32.4% for the benchmark index. The greatest contributor to these results was strong stock selection, in particular the focus on industrial and technology companies that have proved their competitive strength in overseas markets. The other positive factor was the gearing, with our short-term borrowing facilities used to good effect alongside the fixed borrowings of £20 million. So strong has the performance been that the Manager has earned a performance fee of £1.6 million, the maximum possible under the terms of our management agreement. A full attribution analysis is given on page 16 of this Annual Report.

### **Revenue and dividend**

The revenue return per share was 4.9p, compared with 4.6p for the previous year. Certain factors, such as the sharp fall in sub-underwriting income following the period of corporate fund-raising in 2009, mask the strong growth in investment income behind these figures. We expect the dividend growth from our investment portfolio to continue in the coming year. We propose a final dividend for the year of 4.2p per share (2010 3.6p). This is of course subject to shareholder approval at the Annual General Meeting in September.

### **Share buy-backs and discount**

We did not buy back any shares during the year under review, the first year for over a decade in which the issued share capital has remained unchanged. We are pleased to welcome new investors to the register and some widening of interest in the Company, in part perhaps a reflection of good performance. Nevertheless, in common with the smaller companies sector as a whole, the discount to net asset value at which the shares trade remains wider than we would wish. The Board continues to keep a close eye on the discount but does not believe that share buy-backs have a significant effect on the discount other than in the short term.

### **Outlook**

Although there have been dips along the way as nervousness about the various threats to the global recovery has taken hold for a while, the stock market has continued its recovery from the low point reached in March 2009. Overall the share prices of small and mid-cap companies have moved ahead faster than those of large companies. At the company level, valuations are reasonable and profitability, cash flows and balance sheets are in

many cases strong. All this continues to be in marked contrast to the financial position of many governments. Despite some serious world issues, we remain optimistic about the medium-term outlook for equities as an asset class and for the relative merits of the small and mid-cap companies in which we invest, although the rate of growth may well be slower in the coming year.

### **Board composition**

I am very pleased to welcome Jamie Cayzer-Colvin to the Board. He is an executive director of Caledonia Investments plc, a large self-managed investment trust company, and he serves on the boards of a number of the companies in which Caledonia invests. His background adds further to the balance of skills and experience represented on our Board.

I shall retire as a director at the conclusion of the Annual General Meeting in September. The Board has chosen Jamie Cayzer-Colvin as my successor. Although new to this Company – he joined the Board in May – he is well experienced in investment and investment trust matters. I am pleased to be able to hand on the baton to him as a member of a younger generation. He will be well supported by the other members of our talented Board.

### **Company Secretary**

For the past thirteen years the company secretarial affairs of the Trust have been in the hands of Geoffrey Rice. He has never missed a Board meeting in that time. In an Investment Trust, this job is all important. He has kept us within the rules, of course. But also ensured that the Board's decisions are accurately recorded, implemented and monitored. Geoffrey retires in August 2011. The Board, on behalf of all shareholders, would like to thank him for his exceptional service.

### **AGM**

Our Annual General Meeting will be held at 11.30 am on Friday 30 September 2011 at the Registered Office, 201 Bishopsgate, London EC2M 3AE. The Notice of Meeting is set out in the accompanying circular to shareholders.


The Board recommends that the shareholders vote in favour of all the resolutions to be put to the Meeting, as the directors intend to do in respect of their own holdings. Even if you are unable to attend in person, I hope that you will support the resolutions by completing and returning the enclosed form of proxy.

### **J Dudley Fishburn**

Chairman

3 August 2011

## Fund Manager's Review



Neil Hermon

### Analysis of the portfolio by sector

	31 May 2011 %	31 May 2010 %
Support Services	18.2	20.0
Electronic & Electrical Equipment	11.8	9.7
Software & Computer Services	7.5	7.5
Chemicals	7.2	4.9
Media	6.9	8.0
Financial Services	6.8	6.7
Household Goods & Home Construction	4.8	3.6
Real Estate	4.6	5.5
Aerospace & Defence	4.5	5.3
Oil & Gas Producers	4.3	3.7
General Retailers	4.2	3.9
Construction & Materials	3.8	3.4
Industrial Engineering	3.3	4.7
Technology Hardware & Equipment	3.1	3.1
Travel & Leisure	2.5	3.1
Mining	1.9	1.4
Health Care Equipment & Services	1.4	2.1
Oil Equipment, Services & Distribution	1.3	1.4
Industrial Metals & Mining	0.9	1.4
Pharmaceuticals & Biotechnology	0.7	0.6
Food Producers	0.3	–
	<b>100.0</b>	<b>100.0</b>

### Market – year in review

The year under review was another period of recovery in equity markets. Although macro economic conditions remained volatile, the fundamentals of the corporate sector continued to improve. Profit growth was excellent, balance sheet strength increased and mergers and acquisition activity saw improvement. Foreign corporates were particularly active in looking to acquire UK companies with strong domestic or international market niche positions. Additionally, it was a year to focus on UK companies with material overseas exposure, particularly exposure to emerging markets, as growth in these economies far outstripped a fairly moribund UK economy.

Smaller companies outperformed larger companies significantly over the year. In fact the Hoare Govett Smaller Companies Index has now outperformed the FTSE All-Share Index for the last three years consecutively (and in 10 of the last 11 years). The resurgence in mergers and acquisition activity and stronger profit recovery were the key reasons behind the outperformance in the year.

### Fund performance

The Trust had a good year in performance terms – rising in absolute terms and significantly outperforming on a relative basis. The net asset value rose 45.3%, on a total return basis. This compares to a gain of 32.4% (total return) from the Hoare Govett Smaller Companies Index (excluding investment companies) and 23.1% (total return) from the FTSE SmallCap Index (excluding investment companies). The outperformance came from a combination of underlying positive portfolio performance and gearing in the Trust. The year under review is the seventh year of outperformance of our benchmark, the Hoare Govett Smaller Companies Index (excluding investment companies), in the last eight years.

## Fund Manager's Review

continued

### Attribution analysis

The tables below show the top five contributors to, and the bottom five detractors from, the Trust's relative performance

#### Principal contributors

	12 month return %	Relative contribution %
e2v technologies	+151.3	+1.4
Oxford Instruments	+70.8	+1.3
Croda	+108.9	+1.1
Spectris	+97.2	+1.1
Scott Wilson	+261.9	+0.9

**e2v technologies** manufactures high technology electronic components. The company had a difficult recession as weakening demand and an over-leveraged balance sheet forced it into a rescue rights issue. With a strengthened management team, substantial cost reduction and improving end markets, profit recovery has been rapid.

**Oxford Instruments** produces advanced instrumentation equipment for industrial and scientific research markets. The company has benefited from a recovery in its end markets and substantial growth in Asia Pacific. China has been particularly strong with it now representing Oxford's largest end market. Margins have expanded significantly and the outlook is promising.

**Croda** manufactures a range of chemicals, including oleochemicals and industrial chemicals. The company has an excellent track record over many years benefiting from pricing power, exposure to robust and growing end markets, a strong acquisitive record and excellent management. With strong profit growth forecast, the future continues to look bright for Croda.

**Spectris** manufactures, designs and markets products for the electronic control and process instrumentation sectors. The company has a number of subsidiaries which tend to be market leaders in global market niches. Cash generation is very sound, the management team is well respected and the balance sheet is strong. Recovering industrial markets mean profit growth is forecast to be robust.

**Scott Wilson** is an international engineering consultancy group. The shares performed exceptionally well in the year after the company received competing takeover bids from two large American companies – URS and CH2M Hill. URS finally came

out the winner in the bidding war but not before Scott Wilson's share price had risen by over 250%.

#### Principal detractors

	12 month return %	Relative contribution %
WSP	+5.7	-0.7
Mouchel	-64.6	-0.6
Dana Petroleum*	+71.2	-0.5
Ferrexpo*	+73.4	-0.4
CPP Group	-50.6	-0.4

\* Included in the benchmark index but not owned by the Trust

**WSP** is an international engineering consultant, principally in the built environment. Although market conditions are tough, profits have held up well as the company has adjusted its cost base to match revenues. The share price made progress in the last year but it underperformed the market as investors became frustrated by the lack of profit progress. 2011 is likely to be a tough year for earnings and the company will benefit in future years from its international diversification (70% of revenues are from outside the UK) and we believe the shares have significant potential to re-rate from these levels.

**Mouchel** is a professional support service company providing highways management, local authority outsourcing and water consultancy services. Profitability has been under pressure from a lack of new contract wins and big cutbacks in public sector spending. The company received competing takeover bids from Costain and Interserve but both were rejected or were withdrawn. After two traumatic years, Mouchel needs to rehabilitate itself with the City by repairing a weakened balance sheet and delivering on profitability targets. If it can do this the valuation of Mouchel looks very attractive and offers significant share price upside.

**Dana Petroleum** is an international oil and gas explorer and producer. The share price rose significantly after the Korean National Oil Company made an agreed bid for the company. The Trust had no holding in this company.

**Ferrexpo's** core business is the mining, processing and sale of iron ore. As the global economy recovered, the price of its products increased and the profitability of the business recovered sharply. The Trust had no holding in this company and its rapid share price rise cost us relative performance.

## Fund Manager's Review

continued

**CPP Group** offers credit card protection, identity protection and mobile phone protection. After a successful IPO and strong profit growth, the company was rocked by an investigation by the FSA into its methods of selling identity protection. The share price reacted very negatively to the announcement of this and has continued to languish in anticipation of the results of the FSA investigation.

### Portfolio activity

Trading activity in the portfolio was consistent with an average holding period of five years. Our approach is to consider our investments as long term in nature and to avoid unnecessary turnover. The focus has been on adding stocks to the portfolio that have good growth prospects, sound financial characteristics and strong management, at a valuation level that does not reflect these strengths. Likewise we have been employing strong sell disciplines to cut out stocks that fail to meet these criteria.

In the year we have added a number of new positions to our portfolio. We increased our exposure to the oil and gas sector. We targeted companies that have strong experienced management and the ability to add significant value through exploration. Acquisitions in this area included **Nautical Petroleum** and **Encore Oil**, which both operate in the North Sea and are involved in the *Catcher* discovery, and **Bowleven**, which operates in Cameroon. To counter this we disposed of our holding in **Xcite Energy** where we felt the share price had become overheated on the potential for its Bentley oil discovery. We added to our exposure to the housing sector with the acquisition of positions in **Aga Rangemaster** and **Howden**. Transactions in the UK housing market are at multi-year lows and with slowly improving mortgage availability and good affordability we believe conditions could improve. Both companies are well placed to benefit from any recovery in transaction activity.

Other new additions to our portfolio included

**Ashtead** – leading plant hire company in the US and the UK. The US market, which is where Ashtead earns most of its profits, is enjoying a strong structural and cyclical upswing with both hire rates and utilisation seeing marked improvement. This is having a dramatic effect on profitability and the company has seen earnings upgraded significantly throughout the year. Given a structural shift to rent rather than own, Ashtead is likely to see profits materially exceed previous peaks this economic cycle.

**Carphone Warehouse** – this company, through a joint venture with Best Buy Inc, owns 50% of the Carphone Warehouse retail operations in Europe, 50% of the Big Box electrical retailing roll-out and 25% of Best Buy Mobile, the US mobile phone retail operation. It also owns 47% of Virgin Mobile in France and some property interests. Though the retail operations in Europe offer strong growth through increased smartphone and tablet penetration, the real excitement is offered by Best Buy Mobile. From nowhere it has taken a 5% share of the US market and is poised for further dramatic growth in a huge market. This operation has the scope to drive strong earnings growth at Carphone for the medium term.

**Filtrona** – supplies speciality plastic and fibre products to international markets. The company has enjoyed a strong bounce in profitability from the recession and is well placed to see further growth. The investment proposition has been further strengthened by the appointment of Colin Day, previously Financial Director at Reckitt Benckiser, as Chief Executive Officer. He comes with a very strong reputation and is being backed to accelerate growth and improve returns at Filtrona.

To balance the additions to our portfolio we have disposed of positions in companies which we felt were set for poor price performance. We disposed of our holding in **Psion**, the portable ruggedized computer manufacturer, where we believe the management are behind in their plans to restore respectable profitability. We also disposed of our holding in **Headlam**, the floorcoverings distributor, where the valuation appears rich considering the moribund state of the UK housing market, and **International Ferro Metals**, the ferrochrome producer, as a strong rand, rising input costs and production difficulties means the future looks very uncertain. We also sold our holding in **Pace**, the set-top box producer, on fears that its earnings forecasts were unachievable. It issued a significant profit warning after we had made our sales.

We benefited from a high level of takeover activity in the year. As economic conditions improved, corporate confidence rebounded and acquisitive activity picked up. Overseas corporates were particularly active as they looked to acquire niche UK companies with an international presence. Within our portfolio takeover bids were received for **Bluebay Asset Management**, the credit fund manager from Royal Bank of Canada, **Carluccio's**, the restaurant group from Landmark, **Intec Telecom Systems**, the telecom billing company from



## Fund Manager's Review

continued

CSG Systems, **Scott Wilson**, the engineering consultancy company from URS, **Shed Media**, the TV production company from Time Warner, and **Wellstream**, the flexible pipes for the oil industry business from GE

We participated in three IPOs (initial public offerings) in the year. These were

**AZ Electronics** – a supplier of speciality chemicals to the semiconductor and consumer electronics industry. The company has a strong track record in delivering top-line growth and its margins are high and sustainable.

**Jupiter Fund Management** – the fund management group with a strong brand name, excellent track record and good management team. There is high alignment between the interests of shareholders and employees. Fund flows and the growth in profitability have been excellent.

**Perform Group** – a provider of on-line content to the betting and media industries. The company has exclusive rights to a multitude of sporting events and demand for this content is growing rapidly. The company has a global presence and is forecast to see exceptional growth in the coming years.

### Portfolio outlook

The following table shows the Trust's key stock positions versus the Hoare Govett Smaller Companies Index (excluding investment companies) at the end of May 2011.

Top ten active positions at 31 May 2011	Holding %	Index Weight %	Active Weight %
Spectris	3.3	0.0	3.3
Croda	3.3	0.0	3.3
Informa	3.1	0.0	3.1
WSP	2.7	0.2	2.5
e2v technologies	2.6	0.2	2.4
Intermediate Capital	2.1	0.0	2.1
Domino Printing Sciences	2.5	0.5	2.0
Melrose	1.9	0.0	1.9
Premier Oil	1.8	0.0	1.8
Carillion	1.8	0.0	1.8

Brief descriptions of Spectris, Croda, WSP and e2v technologies have been included earlier. A brief description of the remaining largest active positions follows.

**Informa** is a leading business to business information group. Its activities include the provision of academic journals, books, data services, trade exhibitions, conferences and training services.

The company produced a very resilient profit performance during the downturn, helped by aggressive cost cutting. Additionally the balance sheet has been strengthened and the company is set for a return to growth in coming years. Given its low valuation, we believe the share price is set for further gains.

**Intermediate Capital** is a leading provider of mezzanine finance to LBO markets. It also owns a highly successful mezzanine and credit fund management operation. Its portfolio of investments is performing well, the company is looking to grow its loan book and the fund management business has an ambition to double in the next four years. The valuation looks very appealing, trading at a discount to net assets.

**Domino Printing Sciences** is a manufacturer of industrial printing equipment. It is one of the leaders in its global market and a major exporter. As with many other UK companies, management responded quickly and aggressively to the downturn and took significant costs out of the business. As demand recovered, profits have seen a sharp recovery. Combined with a strong balance sheet, a well respected management team and a strong new product pipeline, we believe the shares will continue to outperform.

**Melrose** is an international engineering group with interests in power generation, lifting products and automotive components. The company is run by an excellent management team who have a record of adding significant value to shareholders by acquiring undermanaged and undervalued businesses, improving and investing in them before selling for a substantial premium. We await their next deal with interest.

**Premier Oil** is an international oil and gas exploration and development company with producing interests in the United Kingdom, Pakistan and Indonesia. The company has benefited from the rising oil price and the acquisition of Oilexco which has given the company additional production and substantial tax losses. Premier has also been successful with the drillbit and is involved in the largest oil discovery in the North Sea in recent years at the Catcher field. With strong production growth forecast, the future looks bright for Premier.

**Carillion** is a diversified construction and support services group with its major operations in the UK, the Middle East and Canada. The company has undergone a very successful transformation over the last five years, with rapid growth in its outsourcing activities and a staged reduction in its UK construction activities to a point where they only account for

## Fund Manager's Review

continued

10% of group profits. The increasing trend to outsource services by both the public and private sectors leaves Canlion well placed for future growth.

### Market outlook

The year under review has seen equity markets enjoying another strong period of recovery from the financial crisis and economic recession of 2008 and 2009. However, in 2011 to date markets have been more volatile. Although economic statistics have been generally supportive, there are signs that the recovery in global growth is slowing. Additionally there are significant concerns over the state of public finances in peripheral Europe and the viability of the Euro. Meanwhile commodity prices remain high, with the oil price in particular being inflated by political tension and conflict in North Africa and the Middle East.

The UK economy has made a modest recovery from recession. However, the need to rein in public spending and reduce the public sector deficit is forcing large cuts in government spending. This will dampen economic recovery and lead to problems for businesses that are focused on the public sector. The strength of the UK consumer and housing market is also being tested in this environment.

Despite these negative factors, there are plenty of reasons to be positive about equity markets. Valuations are low by historic standards and compare well to other asset classes. Corporate profitability has proved remarkably robust and earnings look set to see reasonable growth in the coming year. M&A activity has seen a pick-up with foreign corporates prominent in attempting to pick up cheap UK assets. With a weak currency, liberal markets and low valuations, UK assets are attractive to overseas companies. This is a trend which will help smaller companies in particular as mergers and acquisition activity tends to be focused in this area.

In conclusion, the year under review has been a good one for the equity market and even more so for the Trust. Performance was strong and our portfolio companies have, overall, performed robustly. Our investments are generally trading well, are soundly financed and attractively valued. Additionally, the small cap market continues to throw up exciting growth opportunities in which the Trust can invest.

**Neil Hermon**

Fund Manager

3 August 2011

# Investment Portfolio

at 31 May 2011

Company	Main activity	Valuation as at 31 May 2011 £'000	% of portfolio
<b>Spectris</b>	<i>electronic control and process instrumentation</i>	<b>10,867</b>	3.35
<b>Croda</b>	<i>speciality chemicals</i>	<b>10,708</b>	3.30
<b>Informa</b>	<i>business to business information</i>	<b>10,157</b>	3.13
<b>WSP</b>	<i>engineering consultancy</i>	<b>8,711</b>	2.69
<b>e2v technologies</b>	<i>electronic components</i>	<b>8,550</b>	2.64
<b>Victrex</b>	<i>speciality chemicals</i>	<b>8,149</b>	2.52
<b>Domino Printing Sciences</b>	<i>industrial printing equipment</i>	<b>8,083</b>	2.49
<b>Bellway</b>	<i>house building</i>	<b>6,832</b>	2.11
<b>Intermediate Capital</b>	<i>mezzanine finance</i>	<b>6,789</b>	2.09
<b>Oxford Instruments</b>	<i>advanced instrumentation equipment</i>	<b>6,405</b>	1.98
<b>10 largest</b>		<b>85,251</b>	<b>26.30</b>
Melrose	<i>diversified engineering</i>	6,160	1.90
WS Atkins	<i>engineering consultancy</i>	6,109	1.89
Premier Oil	<i>oil and gas</i>	5,816	1.79
Carillion	<i>international contractor and outsourcer</i>	5,745	1.77
Northgate	<i>commercial vehicle hire</i>	5,412	1.67
Paragon	<i>buy to let mortgage provider</i>	5,156	1.59
Interserve	<i>international contractor</i>	4,801	1.48
Taylor Wimpey	<i>house builder</i>	4,752	1.47
Rotork	<i>process control solutions</i>	4,655	1.44
Renishaw	<i>precision measuring and calibration equipment</i>	4,571	1.41
<b>20 largest</b>		<b>138,428</b>	<b>42.71</b>
AZ Electronic Materials	<i>special chemical manufacturer</i>	4,564	1.41
Balfour Beatty	<i>international contractor</i>	4,507	1.39
Senior	<i>aerospace and automotive products</i>	4,495	1.38
Fidessa	<i>financial software</i>	4,376	1.35
Chemring	<i>defence products</i>	4,326	1.33
Restaurant Group	<i>restaurants</i>	4,150	1.28
Babcock International	<i>defence outsourcer</i>	4,023	1.24
John Menzies	<i>news distributor and aviation services</i>	3,829	1.18
Grainger	<i>residential property investor</i>	3,696	1.14
Ultra Electronics	<i>specialised defence contractor</i>	3,585	1.11
<b>30 largest</b>		<b>179,979</b>	<b>55.52</b>
SIG	<i>builders merchant</i>	3,577	1.10
Chime Communications	<i>public relations and media services</i>	3,433	1.06
Euromoney Institutional Investor	<i>business to business information</i>	3,348	1.03
Aveva Group	<i>design software</i>	3,334	1.03
CSR	<i>semi conductors</i>	3,323	1.03
Filtrona	<i>speciality plastic and fibre producer</i>	3,302	1.02
Anite	<i>telecommunications software</i>	3,296	1.02
Shaftesbury	<i>West End property investor</i>	3,231	1.00
Spirent Communications	<i>telecommunications testing</i>	3,159	0.97
Kenmare Resources	<i>titanium dioxide mining</i>	3,062	0.95
<b>40 largest</b>		<b>213,044</b>	<b>65.73</b>

# Investment Portfolio

at 31 May 2011 continued

Company	Main activity	Valuation as at 31 May 2011 £'000	% of portfolio
Kofax	electronic capture software	3,059	0.94
GlobeOp Financial Services	hedge fund administrator	2,990	0.92
Synergy Healthcare	healthcare support services	2,977	0.92
ITE Group	exhibition organiser	2,974	0.92
Persimmon	UK housebuilder	2,935	0.90
Greene King	pub operator	2,935	0.90
Laird	electronic products	2,905	0.90
LSL Property Services	estate agent and surveyor	2,902	0.90
Carphone Warehouse	cellular telephone retailer	2,810	0.87
Aberdeen Asset Management	investment management	2,623	0.81
<b>50 largest</b>		<b>242,154</b>	<b>74.71</b>
*RWS	patent translation services	2,534	0.78
Debenhams	department stores	2,431	0.75
Ashtead	hire of plant	2,376	0.74
Costain	contractor	2,364	0.73
Dunelm	homewares retailer	2,363	0.73
*Kentz	oil and gas contractor	2,345	0.72
Capital & Regional	retail property investor	2,280	0.70
NCC Group	IT security	2,247	0.69
*Lupus Capital	coupling manufacturer	2,244	0.69
Meggitt	aerospace products	2,210	0.68
<b>60 largest</b>		<b>265,548</b>	<b>81.92</b>
Hyder Consulting	engineering consultancy	2,187	0.67
Howden Joinery	manufacturer and retailer of kitchens	2,160	0.67
*Playtech	internet gaming software	2,086	0.64
Halfords	automotive retailer	1,843	0.57
*London Mining	iron ore mining	1,742	0.54
CPP Group	credit card and identity protector insurance	1,740	0.54
John Wood	oil and gas services	1,728	0.53
*Abcam	internet retailer of antibodies	1,713	0.53
Norcros	shower and tile manufacturer	1,705	0.53
Jupiter Fund Management	investment management	1,666	0.51
<b>70 largest</b>		<b>284,118</b>	<b>87.65</b>
*Majestic Wine	wine warehouse	1,635	0.50
Ted Baker	clothing retailer	1,588	0.49
*LXB Retail Properties	retail property investment	1,579	0.49
Heritage Oil	oil and gas explorer	1,570	0.48
Keller	ground engineering	1,562	0.48
*Avocet Mining	gold mining	1,560	0.48
Telecity Group	internet infrastructure	1,492	0.46
*Digital Barriers	digital security	1,486	0.46
*Nautical Petroleum	oil explorer	1,480	0.46
Phoenix	IT services	1,451	0.45
<b>80 largest</b>		<b>299,521</b>	<b>92.40</b>

# Investment Portfolio

at 31 May 2011 continued

Company	Main activity	Valuation as at 31 May 2011 £'000	% of portfolio
Rathbone Brothers	<i>private client asset management</i>	1,451	0.45
F&C Asset Management	<i>investment management</i>	1,413	0.43
Hansteen	<i>industrial property investor</i>	1,352	0.42
Perform	<i>digital sports rights</i>	1,344	0.41
RM	<i>education software</i>	1,328	0.41
Consort Medical	<i>healthcare products</i>	1,228	0.38
Speedy Hire	<i>tool hire</i>	1,219	0.38
*Rockhopper Exploration	<i>oil and gas explorer</i>	1,155	0.36
*Kalahari Minerals	<i>uranium mining</i>	1,145	0.35
*Valiant Petroleum	<i>oil and gas explorer</i>	1,064	0.33
<b>90 largest</b>		<b>312,220</b>	<b>96.32</b>
*Next Fifteen Communications	<i>PR and media services</i>	971	0.30
Topps Tiles	<i>tile retailer</i>	940	0.29
Aga Rangemaster	<i>heating and stove manufacturer</i>	936	0.29
*Goals Soccer Centres	<i>five-a-side soccer centres</i>	925	0.29
*Asian Plantations	<i>palm oil plantations</i>	841	0.26
*Bowleven	<i>oil and gas explorer</i>	829	0.26
*Ncondezi Coal	<i>coal explorer</i>	806	0.25
*Encore Oil	<i>oil and gas explorer</i>	729	0.22
*GGG Resources	<i>gold explorer</i>	726	0.22
Mouchel	<i>support services</i>	689	0.21
<b>100 largest</b>		<b>320,612</b>	<b>98.91</b>
*Chariot Oil & Gas	<i>oil and gas explorer</i>	667	0.20
*IQE	<i>semiconductor manufacturer</i>	649	0.20
*Oilex	<i>oil and gas explorer</i>	635	0.19
Tribal	<i>health and education support services</i>	569	0.18
*Proximagen	<i>biotechnology</i>	506	0.16
*Caretech Holdings	<i>residential care services</i>	382	0.12
Southern Cross Healthcare	<i>nursing homes</i>	117	0.04
Critical Information	<i>shell company</i>	6	0.00
<b>Total investments</b>		<b>324,143</b>	<b>100.00</b>

There were no convertible or fixed interest securities at either 31 May 2011 or 31 May 2010

\*quoted on the Alternative Investment Market

## Directors



Dudley Fishburn



James Nelson




Keith Percy



Mary Ann Sieghart



Beatrice Hollond



Jamie Cayzer-Colvin

**Dudley Fishburn** (Chairman) joined the Board in 1996. He is an independent director of Philip Morris International Inc and a former director of HSBC Bank plc. He was for nine years a Member of Parliament and is a former Treasurer of the National Trust and a former executive editor of The Economist. He will retire from the Board at the conclusion of the Annual General Meeting on 30 September 2011.

**James Nelson** joined the Board in 2002. He is the Company's Senior Independent Director. He was formerly an executive partner of Graphite Capital and is a former chairman of the BVCA. He is a director of Intermediate Capital Group PLC and of Aurora Investment Trust plc.

**Keith Percy** joined the Board in 2006. He is Chairman of Brunner Investment Trust plc and a director of JPMorgan Japanese Investment Trust plc, Standard Life Equity Income Trust plc and The Children's Mutual.

**Mary Ann Sieghart** joined the Board in July 2008. She was Assistant Editor of The Times from 1998 to 2007. She is also a former City Editor and Lex columnist. She sits on the Council of Tate Modern and the Advisory Council of Into University and is a Trustee of the Radcliffe Trust and a non-executive director of DLN Digital Limited. She writes a weekly column for The Independent.

**Beatrice Hollond** joined the Board on 23 July 2010 and became Chairman of the Audit Committee on 24 September 2010. She is deputy chairman of Millbank Financial Services, an independent family office, and chairman of Millbank Investment Management Limited, its investment management subsidiary. She is Chairman of Keystone Investment Trust plc and a director of ORA Capital Partners Plc and Oldfield & Co (London) Limited. Among other appointments she is a trustee of the Esmée Fairbairn Foundation, on the board of the Institute for Philanthropy and Chairman of the Investment Committee, and an Advisory Fellow, of Pembroke College, Oxford.

**Jamie Cayzer-Colvin** joined the Board on 13 May 2011. He is an executive director of Caledonia Investments plc. He joined the Caledonia group in 1995, initially working at its Amber specialty chemicals subsidiary before becoming an investment executive at Caledonia in 1999. He was appointed an associate director in 2002 and a director in 2005. He is a non-executive director of Close Brothers Group plc. Among other appointments, he is a director of Polar Capital Holdings plc and of a number of unquoted companies.

All the directors are independent and all are members of the Management Engagement Committee and the Nomination Committee. Mr Fishburn chairs these two committees.

Mrs Hollond chairs the Audit Committee, the other members of which are Mr Nelson, Mr Percy, Ms Sieghart and Mr Cayzer-Colvin.

## Management



Neil Hermon



Geoffrey Rice

**Neil Hermon** joined Henderson Global Investors in November 2002 as head of its UK smaller companies team. A chartered accountant, he was formerly head of smaller companies at Morley, the fund management arm of Aviva.

**Geoffrey Rice** ACIS has acted as company secretary since 1998. He is an authorised representative of Henderson Secretarial Services Limited, the corporate company secretary.

## Directors' Report

The directors present the audited financial statements of the Group and their report for the year ended 31 May 2011. The Group comprises The Henderson Smaller Companies Investment Trust plc ('the Company') and its wholly owned subsidiary undertaking, Henderson Smaller Companies Finance Limited ('the Subsidiary').

### Business Review

The business review seeks primarily to provide information about the Company's business, its principal risks and uncertainties and its results for the year ended 31 May 2011. It should be read in conjunction with the Chairman's Statement on page 3 and the Fund Manager's Review on pages 4 to 8, which reviews the investment activity in the year and the outlook for the portfolio.

#### a) Status

The Company is incorporated in England and Wales and domiciled in the United Kingdom. It is an investment company as defined in section 833 of the Companies Act 2006 and operates as an investment trust in accordance with section 1158 of the Corporation Tax Act 2010 (formerly section 842 of the Income and Corporation Taxes Act 1988). HM Revenue & Customs approval of the Company's status as an investment trust has been received in respect of the year ended 31 May 2010, although approval for that year is subject to review should there be any subsequent enquiry under Corporation Tax Self Assessment. The Company will continue to seek approval under section 1158 of the Corporation Tax Act 2010 each year.

The Company intends to continue to manage its affairs so that its investments fully qualify for the stocks and shares component of an ISA.

#### b) Investment objective

The Company's investment objective is to maximise shareholders' total returns by investing mainly in smaller companies that are quoted in the United Kingdom. The strategy is to use rigorous research to identify high-quality smaller companies with strong growth potential. Generally, new investments are made in constituents of the benchmark index but they may continue to be held when the underlying companies grow out of the smaller companies sector. The benchmark is the Hoare Govett Smaller Companies Index (excluding investment companies).

#### c) Investment policy

The Company's portfolio is managed within a framework of investment limits and restrictions determined by the Board, the primary purpose of which is to spread and mitigate

investment risk. It is intended that the Company will continue to be managed so as to satisfy each year the conditions for approval by HM Revenue & Customs as an investment trust.

#### Diversification

The Company maintains a diversified portfolio, which is detailed on page 4 and pages 9 to 11. The portfolio is actively managed by the Manager (Henderson Global Investors Limited), which provides regular reports on investment activity and portfolio construction to the directors at and between Board meetings.

The Company will not invest more than 5 per cent of its total gross assets, calculated as at the time of investment (or additional investment), in any one holding. The Company will not make any investment that, calculated at the time of investment (or additional investment), would result in it holding more than 10 per cent of an investee company's equity. The Board may give approval to the Manager to exceed these limits to as far as 10 per cent and 20 per cent respectively but only in exceptional circumstances.

#### Asset Allocation

Generally, the Company will invest in smaller companies that are quoted in the United Kingdom. Investments may include shares, securities and related financial instruments, including derivatives.

#### Gearing

The Company will borrow money for investment purposes if the Board considers it appropriate. Net borrowings are limited to a maximum of 30 per cent of the value of shareholders' funds.

#### General

In accordance with the Listing Rules of the UK Listing Authority, the Company will not invest more than 15 per cent of its gross assets in the shares of other listed closed-ended investment funds, including investment trusts, and will not invest more than 10 per cent of its gross assets in companies that themselves may invest more than 15 per cent of their gross assets in listed closed-ended investment funds.

#### d) Principal activity

The principal activity of the Company is to pursue its objective by operating as an investment trust company. The investment trust company structure allows the shareholders, whether institutions or private investors, to access a diversified portfolio of investments that is professionally managed. The principal activity remained unchanged throughout the year ended 31 May 2011.

## Directors' Report

continued

### **e) Strategy**

The Company has appointed Henderson Global Investors Limited ('Henderson') to manage the investments and to provide the related administrative services. Henderson provides a specialist fund manager whose role is to pursue the Company's objective within parameters determined by the Board. These parameters reflect investment policy and the Board's assessment of the risks facing the Company, including the importance of retaining the Company's taxation status as an investment trust. As an investment company the Company invests its shareholders' funds in the securities of other companies. In addition it has the ability to borrow money (termed 'gearing') in order to increase the funds available for investment. It does this by means of both fixed borrowings (its £20 million issue of 10½ per cent debenture stock, repayable in 2016) and short term borrowings (drawn down from facilities provided by ING Bank N.V., London Branch with a current capacity of £20 million). In the event that the investment outlook becomes unfavourable, the Company may reduce its gearing to nil. However, it would expect the shareholders' funds to remain invested in all but unusual circumstances.

### **f) Performance measurement and key performance indicators**

In order to measure the success of the Company in meeting its objectives and to evaluate the performance of the Manager, the directors take into account the following key performance indicators

#### *Performance measured against the benchmark*

The Board reviews, at each of its meetings, the performance of the portfolio, the net asset value per share and the share price and compares them with the performance of the Company's benchmark (the Hoare Govett Smaller Companies Index (excluding investment companies))

#### *Discount to the net asset value per share ('NAV')*

The Board monitors the level of the discount to the NAV at which the Company's shares trade and reviews the average discount for the Company's relevant AIC (Association of Investment Companies) sector (the UK Smaller Companies sector). The Board considers whether to use share buy-backs to enhance shareholder value. Shares are only bought back at a price below the prevailing NAV, thereby increasing the NAV for the remaining shareholders. The Company publishes a NAV per share figure on a daily basis, through the official newswire of the London Stock Exchange. This figure is calculated in accordance with the AIC formula (and since 1 June 2008 includes current financial year revenue items)

#### *Performance measured against the Company's peer group*

The Company is included in the AIC's UK Smaller Companies sector, which represents the Company's peer group. In addition to comparison against the benchmark, the Board also considers the performance against the peer group.

#### *Total expense ratio ('TER')*

The TER is a measure of the total expenses incurred by the Company. The Board reviews the TER and monitors the Company's expenses.

### **g) Principal risks and uncertainties**

The principal risks and uncertainties facing the Company relate to the activity of investing in the shares of smaller companies that are listed (or quoted) in the United Kingdom. Although the Company invests almost entirely in securities that are quoted on recognised markets, share prices may move rapidly and it may not be possible to realise an investment at the Manager's assessment of its value. The companies in which investments are made may operate unsuccessfully, or fail entirely, such that shareholder value is lost. The Company is also exposed to the operational risk that one or more of its suppliers may not provide the required level of service. The Board considers regularly the principal risks facing the Company in order to mitigate them as far as practicable.

A fuller description of the principal risks and uncertainties follows.

With the assistance of the Manager, the Board has drawn up a risk matrix which identifies the key risks to the Company. These key risks fall broadly under the following categories.

#### *Investment activity and strategy*

An inappropriate investment strategy (for example, in terms of asset allocation or the level of gearing) may lead to underperformance against the Company's benchmark index and the companies in its peer group, it may also result in the Company's shares trading at a wider discount to the net asset value per share. The Board manages these risks by ensuring a diversification of investments and a regular review of the extent of borrowings. The Manager operates in accordance with investment limits and restrictions determined by the Board, these include limits on the extent to which borrowings may be used. The Board reviews its investment limits and restrictions regularly and the Manager confirms its compliance with them each month. The Manager provides the directors with management information, including performance data and reports and shareholder analyses. The Board monitors the implementation and results of the investment process with the Fund Manager, who attends all Board meetings, and reviews regularly data that



## Directors' Report

continued

monitors risk factors in respect of the portfolio. The Board reviews investment strategy at each Board meeting.

### *Portfolio and market*

Market risk arises from uncertainty about the future prices of the Company's investments. This is commented on in note 16 on pages 48 to 52.

### *Accounting, legal and regulatory*

In order to qualify as an investment trust the Company must comply with section 1158 of the Corporation Tax Act 2010 (formerly section 842 of the Income and Corporation Taxes Act 1988) ('section 1158'), to which reference is made on page 13 under the heading 'Status'. A breach of section 1158 could result in the Company losing investment trust status and, as a consequence, capital gains realised within the Company's portfolio would be subject to Corporation Tax. The section 1158 criteria are monitored by the Manager and the results are reported to the directors at each Board meeting. The Company must comply with the provisions of the Companies Act 2006 ('the Companies Act'), and, as the Company's shares are listed for trading on the London Stock Exchange, the Company must comply with the UK Listing Authority's Listing Rules and Disclosure and Transparency Rules ('UKLA Rules'). A breach of the Companies Act could result in the Company and/or the directors being fined or becoming the subject of criminal proceedings. Breach of the UKLA Rules could result in the suspension of the Company's shares which would in turn lead to a breach of section 1158. The Board relies on its company secretary and its professional advisers to ensure compliance with the Companies Act and UKLA Rules.

### *Corporate governance and shareholder relations*

Details of the Company's compliance with corporate governance best practice, including information on relations with shareholders, are set out in the Corporate Governance Statement on pages 18 to 23.

### *Operational*

Disruption to, or failure of, the Manager's accounting, dealing or payment systems or the Custodian's records could prevent the accurate reporting and monitoring of the Company's financial position. The Manager has contracted some of its operational functions, principally those relating to trade processing, investment administration and accounting, to BNP Paribas Securities Services. Details of how the Board monitors the services provided by the Manager and its other suppliers, and the key elements designed to provide effective internal control,

are explained further in the internal control section of the Corporate Governance Statement on page 22.

### *Financial instruments and the management of risk*

By its nature as an investment trust, the Company is exposed in varying degrees to market risk (comprising market price risk, currency risk and interest rate risk), liquidity risk and credit and counterparty risk. An analysis of these financial risks and the Company's policies for managing them are set out in note 16 on pages 48 to 52.

### *h) Financial review*

#### *Capital*

At 31 May 2011 the Company had in issue 74,906,796 ordinary shares of 25p each. The market price per share at that date was 319 4p, giving the Company a market capitalisation of £239.3 million. Equity shareholders' funds totalled £298.2 million, the net asset value being 398 1p per share. Accordingly, the market price per share stood at a discount of 19.8% to the net asset value. The Company seeks annually shareholder authority to buy back its shares in the market for cancellation. During the year the Company did not buy back any of its ordinary shares.

#### *Performance*

The Company had a very strong year in terms of both absolute and relative performance. The stock market rose over the year and, because of good stock selection and, to a lesser degree, its gearing, the Company outperformed its benchmark, the Hoare Govett Smaller Companies Index (excluding investment companies) on a total return basis. The following table sets out, with comparatives, key indicators of performance.

	At 31 May 2011	At 31 May 2010	% change
Shareholders' funds	<b>£298,184,000</b>	£207,533,000	+43.7
Net asset value per share	<b>398 1p</b>	277 1p	+43.7
Market price per share	<b>319 4p</b>	216 0p	+47.9
	<b>Year ended 31 May 2011</b>	Year ended 31 May 2010	% change
Revenue return per share	<b>4 91p</b>	4 59p	
Capital return per share	<b>119 70p</b>	74 70p	
Total return per share	<b>124 61p</b>	79 29p	
Dividend per share	<b>4 20p</b>	3 60p	+16.7

On a total return basis the benchmark index returned 32.4% over the year ended 31 May 2011 (2010: 29.6%). By comparison the Company's net asset value total return was 45.3% (2010: 40.1%).

# Directors' Report

continued

## Performance attribution

	Year ended 31 May 2011
Net asset value per share total return	45.3
Benchmark total return	(32.4)
<b>Relative performance</b>	<b>12.9</b>
Made up	
Stock selection	12.3
Gearing	1.8
Expenses	(1.2)
	<b>12.9</b>

## Notes

- 1 The benchmark is the Hoare Govett Smaller Companies Index (excluding investment companies)
- 2 Source: Henderson Global Investors Limited. The table sets out the Manager's understanding of the movement, relative to the benchmark, between the net asset value per share at 31 May 2010 (277.1p) and the net asset value per share at 31 May 2011 (398.1p)

## Assets

The Group's net assets increased during the year from £207.5 million to £298.2 million. The net asset value per ordinary share increased during the year from 277.1p to 398.1p. The main reason for this increase was the rise in the market value of the Company's investments.

The Company has no employees and no premises or physical assets of its own.

## Costs

The Company's most significant items of expenditure are the costs of borrowing money for investment (the costs of gearing) and the management and, if applicable, performance fees payable to the Manager. Other expenses include investment transaction costs, the directors' fees and insurance, the fees of professional advisers and regulators, marketing, and the production and issue of reports to shareholders. In the year under review borrowing costs totalled £2,132,000, the management fee was £906,000, the performance fee was £1,644,000 and other expenses totalled £407,000. These figures include VAT where applicable. A performance fee is payable in respect of the year because the Company outperformed its benchmark index and both the share price and the net asset value rose (see page 24). The transaction costs, which include stamp duty and totalled £325,000, are included within the purchase costs or netted against the sales proceeds of investments.

The total expense ratio ('TER') is a measure of the Company's running costs. The definition used for the figures below is "the total of the management fees and other administrative

expenses as a percentage of the average of shareholders' funds at the beginning and end of the year". This definition excludes borrowing costs and transaction costs (and, in respect of the prior year, the write back of VAT) but includes any performance fee. For the year ended 31 May 2011 the TER is 1.17% (2010 0.58%). Excluding the performance fee the figure was 0.52% (2010 0.58%).

## Revenue and dividend

The Company's investment income and other revenue totalled £7,123,000 (2010 £6,588,000). After deducting expenses the revenue profit for the year was £3,674,000 (2010 £3,449,000).

The Board seeks to increase each year the dividend per ordinary share that it puts to the shareholders for approval. The amount available for distribution represents the investment income of the Company less all borrowing costs, management fees and administrative expenses (except the performance fee). The difference between the totals of income and expenditure may vary from year to year because the Company's most significant costs are not necessarily related closely to the investment income. Accordingly, it is not possible to be certain that a progressive dividend policy can be maintained.

In respect of the year under review the directors recommend a final dividend of 4.20p per ordinary share (2010 3.60p). Subject to approval at the Annual General Meeting, the final dividend will be paid on 7 October 2011 to shareholders on the register of members on 16 September 2011.

## Donations

During the year the Company made charitable donations of £6,000 (2010 £5,000). No political donations were made (2010 £nil).

## Payment of creditors

It remains the Company's policy for the forthcoming financial year to obtain the best terms for all business and therefore there is no single policy as to the terms used. In general the Company agrees with its suppliers the terms on which business will take place and it is the Company's policy to abide by such terms. There were no trade creditors at 31 May 2011 (2010 none).

## 1) Going concern

The Company's shareholders are asked every three years to vote on the continuation of the Company. An ordinary resolution to this effect was put to the Annual General Meeting on 24 September 2010 and passed by a substantial majority of the shareholders. A similar resolution will be put in 2013. The assets of the Company consist almost entirely of securities that are listed (or quoted on AIM) and, accordingly, the directors believe

# Directors' Report

continued

that the Company has adequate financial resources to continue in operational existence for the foreseeable future. For these reasons, the Board has decided that it is appropriate for the financial statements to be prepared on a going concern basis. In reviewing the position as at the date of this report, the Board has considered the guidance on this matter issued by the Financial Reporting Council.

## j) Future developments

The future success of the Company is dependent primarily on the performance of its investments, which will to a significant degree reflect the performance of the stock market. Although the Company invests in companies that are listed or quoted in the United Kingdom, the underlying businesses of those companies are affected by various economic factors, many of an international nature. The Board's intention is that the Company will continue to pursue its investment objective in accordance with its investment policy. Further comment on the outlook for the Company is given in the Chairman's Statement and in the Fund Manager's Review.

## Directors

### a) The directors

The directors of the Company, as shown on page 12, are Mr J D Fishburn, Mr J J Nelson, Mr K E Percy, Ms M A Sieghart, Mrs B Hollond and Mr J M B Cayzer-Colvin. All served throughout the year under review with the exception of Mrs Hollond, who was appointed on 23 July 2010, and Mr Cayzer-Colvin, who was appointed on 13 May 2011. Mr Fishburn will retire from the Board at the conclusion of the Annual General Meeting on 30 September 2011. Mrs S M Davis served as a director until her retirement from the Board at the conclusion of the Annual General Meeting on 24 September 2010.

The Board may appoint directors to the Board without shareholder approval. Any director so appointed must stand for reappointment by the shareholders at the next Annual General Meeting in accordance with the Articles of Association. The total number of directors shall not be less than two nor more than fifteen.

In addition, under the Articles of Association, shareholders may remove a director before the end of his or her term by passing a special resolution at a general meeting of the Company. A special resolution is passed if more than 75% of the votes cast, in person or by proxy, are in favour of the resolution.

In accordance with the Company's Articles of Association, Mr Cayzer-Colvin, Mr Nelson and Ms Sieghart will retire by rotation at the forthcoming Annual General Meeting and, being eligible, offer themselves for (re-)election. The Board considers that all three directors should be (re-)elected because they bring

wide, current and relevant business experience that allows them to contribute effectively to the leadership of the Company.

No director has, or during the financial year had, a contract of service with the Company. No director is or was materially interested in any contract subsisting during or at the end of the year that was significant in relation to the Company's business.

The directors have reviewed their independence in the context of the Combined Code and by reference to the AIC's Code of Corporate Governance. The directors have had no material connections with Henderson at all, other than as directors of the Company. The Board is of the opinion that each of the directors is independent in character and judgement and that there are no relationships or circumstances that are likely to affect their judgement. Mr Nelson has now served on the Board for nine years and will therefore stand for election by the shareholders each year. The Board is firmly of the view, however, that length of service does not of itself impair a director's ability to act independently. As such, the Board considers Mr Nelson to be independent but, in accordance with the Combined Code, his role and contribution will be subject to particularly rigorous review every year.

Mr Cayzer-Colvin has accepted the Board's invitation to succeed Mr Fishburn as Chairman with effect from 30 September 2011.

### b) Directors' interests

The interests of the directors, at the end of the financial year and at the beginning of it, in the ordinary shares of the Company were as shown below.

	31 May 2011 Ordinary shares of 25p	1 June 2010 Ordinary shares of 25p
<i>With beneficial interest</i>		
J D Fishburn	21,551	19,551
J J Nelson	45,000	45,000
K E Percy	5,200	4,700
M A Sieghart	1,676	500
B Hollond	700	—*
J M B Cayzer-Colvin	—	—*

\*At the date of appointment to the Board.

No director had an interest in the preference or debenture stocks of the Company. There were no changes in the directors' interests between the year end and the date of this report.

### c) Directors' fees

A report on the directors' remuneration is set out on pages 26 and 27.

## Directors' Report

continued

### **d) Directors' conflicts of interest**

Directors have a duty to avoid situations where they have, or could have, a direct or indirect interest that conflicts, or possibly could conflict, with the Company's interests. With effect from 1 October 2008, the Companies Act 2006 ('the Act') has allowed directors of public companies to authorise such conflicts and potential conflicts, where appropriate, but only if the articles of association contain a provision to this effect. The Act also allows the articles of association to contain other provisions for dealing with directors' conflicts of interest to avoid a breach of duty. There are two circumstances in which a conflict of interest can be permitted: either the situation cannot reasonably be regarded as likely to give rise to a conflict of interest or the matter has been authorised in advance by the directors. The Company's Articles of Association, which were adopted by shareholders on 24 September 2010, give the directors the relevant authority required to deal with conflicts of interest. Each of the directors has provided a statement of all conflicts of interest and potential conflicts of interest, if any, applicable to the Company. A register of conflicts of interest has been compiled and approved by the Board. The directors have also all undertaken to notify the Chairman as soon as they become aware of any new potential conflicts of interest that need to be approved by the Board and added to the Register, which is reviewed annually by the Board. It has also been agreed that directors will advise the Chairman and the company secretary in advance of any proposed external appointment and new directors will be asked to submit a list of potential situations falling within the conflicts of interest provisions of the Act in advance of joining the Board. The Chairman will then determine whether the relevant appointment causes a conflict or potential conflict of interest and should therefore be considered by the Board. Only directors who have no interest in the matter being considered would be able to participate in the Board approval process. In deciding whether to approve a conflict of interest, directors will act in a way they consider, in good faith, will be most likely to promote the Company's success. The Board can impose limits or conditions when giving authorisation if the directors consider this to be appropriate. The Board believes that its powers of authorisation of conflicts have operated effectively since they were introduced on 1 October 2008. The Board also confirms that its procedures for the approval of conflicts of interest have been followed by all the directors.

### **e) Directors' indemnity**

Directors' and officers' liability insurance cover is in place in respect of the directors. The Company's Articles of Association

provide, subject to the provisions of UK legislation, an indemnity out of the assets of the Company for every director or other officer of the Company against any liability which he or she may incur as a director or other officer of the Company in defending any proceedings (whether civil or criminal) in which judgement is given in his or her favour, or he or she is acquitted, or in connection with any application under the Companies Act in which he or she is granted relief by the court.

## **Corporate Governance Statement**

### **a) Background**

The UK Listing Authority requires all listed companies to disclose how they have applied the principles and complied with the provisions of The Combined Code on Corporate Governance ('the Code') (The Code is accessible at [www.frc.co.uk](http://www.frc.co.uk)).

Throughout the year under review the Code in force was The Combined Code on Corporate Governance issued by the Financial Reporting Council ('FRC') in June 2008. In addition, the AIC Code of Corporate Governance, issued by the Association of Investment Companies in March 2009 ('the AIC Code'), applies to the Company (The AIC Code, and the related Corporate Governance Guide for Investment Companies, are accessible at [www.theaic.co.uk](http://www.theaic.co.uk)).

In May 2010 the FRC published the new UK Corporate Governance Code which is effective for accounting periods commencing on or after 29 June 2010. The AIC updated its Code in October 2010, which has been endorsed by the FRC. Neither Code was effective for the Company's accounting period covered by this Annual Report.

### **b) Statement of compliance**

The directors consider that the Company has complied during the year ended 31 May 2011 with all the relevant provisions set out in the Code. The directors consider that the Company has complied throughout the year ended 31 May 2011 with the AIC Code.

### **c) Application of the Principles of the Code**

The Company is committed to high standards of corporate governance and the Board attaches importance to the matters set out in the Code and applies its principles. However, as an investment trust company, most of the Company's day to day responsibilities are delegated to third parties and the directors are all non-executive. Thus not all of the provisions of the Code are directly applicable to the Company.

### **d) The Board of directors**

The Board is collectively responsible for the success of the Company. Its role is to provide entrepreneurial leadership

## Directors' Report

continued

within a framework of prudent and effective controls that enable risk to be assessed and managed. The Board is responsible for setting the Company's standards and values and for ensuring that its obligations to its shareholders and others are understood and met. The Board sets the Company's strategic aims (subject to the Company's Articles of Association, and to such approval of the shareholders in general meeting as may be required from time to time) and ensures that the necessary resources are in place to enable the Company's objectives to be met.

The Board currently consists of six non-executive directors, all of whom the directors consider to be independent of the Company's Manager (Henderson Global Investors Limited). Their biographical details, set out on page 12, demonstrate a breadth of investment, commercial and professional experience with an international perspective. The number of directors will reduce back to five when Mr Fishburn retires at the conclusion of the Annual General Meeting in September.

The Board meets at least four times a year and deals with the important aspects of the Company's affairs, including the setting of parameters for and the monitoring of investment strategy and the review of investment performance. The Board sets limits on the size and concentration of new investments, on any use of derivatives and on the extent to which borrowings may be used. The application of these and other restrictions, including those which govern the Company's tax status as an investment trust, are reviewed regularly at meetings of the Board. The Manager takes decisions as to the purchase and sale of individual investments and is responsible for effecting those decisions on the best available terms.

The Chairman is responsible for leading the Board and for ensuring that it continues to deal effectively with all the aspects of its role. In particular, he ensures that the Manager provides the directors, in a timely manner, with management, regulatory and financial information that is clear, accurate and relevant. Representatives of the Manager attend each Board meeting, enabling the directors to seek clarification on specific issues or to probe further on matters of concern. Matters specifically reserved for decision by the full Board have been defined and there is an agreed procedure for directors, in the furtherance of their duties, to take independent professional advice, if necessary, at the Company's expense. The directors have access to the advice and services of the corporate company secretary, through its appointed representative, who is responsible to the Board for ensuring that Board procedures are followed.

When a director is appointed he or she is offered a tailored introductory programme organised by the Manager. Directors

are also provided, on a regular basis, with key information on the Company's policies, regulatory and statutory requirements and internal controls. Changes affecting directors' responsibilities are advised to the Board as they arise. Directors are encouraged to attend suitable training courses on an ongoing basis at the Company's expense.

Directors are appointed for specified terms, subject to re-election and to the provisions of the Companies Act. In accordance with the Company's Articles of Association, directors stand for election at the first annual general meeting following their appointment and stand for re-election at every third annual general meeting thereafter. Directors who serve for more than nine years stand for re-election annually.

The Board's tenure and succession policy seeks to ensure that the Board is well balanced and refreshed regularly by the appointment of new directors with the skills and experience necessary, in particular, to replace those lost by directors' retirements. Directors must be able to demonstrate their commitment, including in terms of time, to the Company. The Board is of the view, however, that length of service does not of itself impair a director's ability to act independently. Rather, a long-serving director can offer a perspective that adds value to the deliberations of a well-balanced investment trust company board. Accordingly, the Board does not consider that directors lose their independence solely by virtue of length of service but the roles and contributions of long-serving directors will be subject to particularly rigorous review every year.

The Board's procedure in the current year for evaluating the performance of the Board, its committees and the individual directors has been by means of questionnaire. The evaluation process is designed to show whether individual directors continue to contribute effectively to the Board and to clarify the strengths and weaknesses of the Board's composition and processes. The Chairman takes the lead in acting on the results of the evaluation process. In respect of the Chairman, a meeting of the directors was held under the chairmanship of the Senior Independent Director, without the Chairman present, to evaluate his performance.

The Chairman of the Company is an independent non-executive director. A Senior Independent Director, Mr J J Nelson, has been appointed. Nevertheless, the Board considers that all the directors have different qualities and areas of expertise on which they may lead when issues arise.

### e) Board committees

The Board has established Audit, Management Engagement and Nomination Committees with defined terms of reference.

## Directors' Report

continued

and duties. All three committees comprise non-executive directors appointed by the Board, the Board also appoints the Chairman of each of the Committees. The membership of these Committees is set out on page 12. A record of the meetings held during the year is set out on page 21.

The terms of reference of the three committees are available for inspection on the Manager's investment trust website [www.hendersonsmallercompanies.com](http://www.hendersonsmallercompanies.com) or on application to the Company's registered office.

### *Audit Committee*

Although none of the members of the Audit Committee is by profession an accountant, the Board considers that several of the directors, including the Chairman of the Audit Committee, have recent and relevant financial experience from their senior management roles elsewhere. The Audit Committee's usual programme is to meet at least three times a year in advance of the publication of both the annual and the half year results and on at least one other occasion with an agenda that is focused on its broader responsibilities.

The role of the Audit Committee is to assist the Board in applying financial reporting and internal control principles and to maintain an appropriate relationship with the auditors. The Audit Committee is responsible for the review of the annual report and the half year report and for monitoring the integrity of the Company's financial statements generally, including consideration of the Company's accounting policies and significant reporting judgements. It reviews the nature and scope of the external audit and the findings therefrom, and the terms of appointment of the auditors, including their remuneration and the provision of any non-audit services by them. It also monitors the auditors' independence and objectivity and the effectiveness of the audit process. The Audit Committee remains satisfied with the effectiveness of the audit provided by PricewaterhouseCoopers LLP. The Audit Committee has reviewed the audit appointment in the past and does not consider it necessary to repeat this at present. The auditors are required to rotate the audit partner every five years and this is the first year that the current partner has been in place. It meets with representatives of the Manager and receives reports on the quality and effectiveness of the accounting records and management information maintained on behalf of the Company. It is responsible to the Board for monitoring the Company's internal control and risk management procedures. The Audit Committee met three times during the year to carry out these duties.

In July 2011 the Audit Committee adopted a new policy on the provision of non-audit services. The auditors, currently PricewaterhouseCoopers LLP, will not be engaged to provide any non-audit services where the Committee considers there to be any significant risk of their independence, objectivity and effectiveness being compromised by the provision of such services. The Committee may approve the provision of non-audit services if it considers such services to be (a) relevant to the statutory audit work, (b) more efficiently provided by the external audit firm than by a third party, and (c) at low risk of impairing the independence, objectivity and effectiveness of the audit. The Audit Committee will refer to the Board any engagement with a cost or potential cost greater than £20,000 (or the cost, excluding VAT, of the most recent annual audit if higher). All engagements for non-audit services will be determined on a case-by-case basis.

### *Management Engagement Committee*

The Management Engagement Committee is responsible for the regular review of the terms of the management contract with the Manager. The Management Engagement Committee met once formally during the year. The details of the management arrangements and the Board's review of them is set out on page 24.

### *Nomination Committee*

The Nomination Committee is responsible for making recommendations on the appointment of new directors. Each director is invited to submit nominations and external advisers may be used to identify potential candidates. The nominations list is considered by the Board as a whole, in accordance with its agreed procedures, although the Chairman would not expect to be involved in the selection of his successor.

The Nomination Committee met formally twice during the year to carry out this duty. It determined that the director to be appointed to replace Mr Fishburn should add diversity to the skills and experience of the Board and be able to contribute from a fresh perspective to the Board's strategic leadership of the Company and its scrutiny of the Manager. It determined also that the new director should have the capacity and experience necessary to chair the Board in due course. Accordingly, the Board appointed a headhunter to identify candidates with a record of success in business or the professions rather than with any specific experience or expertise in investment trust matters. Mr Cayzer-Colvin was appointed to the Board on 13 May 2011.

## Directors' Report

continued

### f) Board attendance

The number of full meetings during the year of the Board and its Committees, and the attendance of individual directors at those meetings, is shown below

	Board	Audit Committee	Management Engagement Committee	Nomination Committee
Number of meetings	6	3	1	2
J D Fishburn	6	3*	1	2
S M Davis†	1 of 2	1 of 1	–	–
J J Nelson	6	3	1	2
K E Percy	4 of 6	2 of 3	1	–
M A Sieghart	6	3	1	2
B Hollond†	5 of 6	2 of 3	1	2
J M B Cayzer-Colvin†	1 of 1	1 of 1	1	–

All the above directors attended the Annual General Meeting with the exception of Mrs Davis

\*Mr Fishburn stood down from the Audit Committee in 2007 but has attended its meetings by invitation

†Attendance at the meetings held during the period of the year for which they served

### g) Board remuneration

The Board as a whole considers the directors' remuneration, therefore it has not appointed a separate remuneration committee for this purpose. Because the Company is an investment trust company and all its directors are non-executive, the Company is not required to comply with the provisions of the Code in respect of the remuneration of executive directors. The directors' fees are detailed in the Directors' Remuneration Report on pages 26 and 27. The directors have undertaken to use part of their fees, after statutory deductions, to purchase shares in the Company.

### h) Share capital

The Company's share capital comprises

#### a) ordinary shares of 25p nominal value each ('shares')

The voting rights of the shares on a poll are one vote for each share held. At both 31 May 2010 and 31 May 2011 the number of shares in issue, and thus the number of voting rights, was 74,906,796.

The Company's Articles of Association permit the Company to purchase its own shares and to fund such purchases from its accumulated realised capital reserves. At the Annual General Meeting in September 2010 a special resolution was passed giving the Company authority, until the conclusion of the Annual General Meeting in 2011, to make market purchases for cancellation of the Company's own ordinary shares up to a maximum of 11,228,528 shares (being 14.99% of the issued ordinary share capital as at

24 September 2010). As at 31 May 2011 the Company had valid authority, outstanding until the conclusion of the Annual General Meeting in 2011, to make market purchases for cancellation of 11,228,528 shares. A fresh buy-back authority will be sought at the Annual General Meeting in September. Shares are not bought back unless the result is an increase in the net asset value per ordinary share.

- b) *preference stock units of £1 each ('preference stock units')*  
The preference stockholders have no rights to attend and vote at general meetings (except where the dividend is six months in arrears or on a resolution to wind up the Company). At 31 May 2010 there were 4,257 preference stock units in issue. No preference stock units were bought back during the year. Therefore, at 31 May 2011 the number of preference stock units in issue was 4,257. A fresh buy-back authority will be sought at the Annual General Meeting in September. Further details of the preference stock units are given in note 15 on page 47.

There have been no changes to the share capital or voting rights of the Company since 31 May 2011.

There are no restrictions on the transfer of the Company's share capital and there are no shares or stock which carry specific rights with regards to control of the Company.

### i) Substantial share interests

As at 3 August 2011 the following had declared an interest in 3% or more of the voting rights of the Company

Shareholder	% of voting rights
Prudential plc group of companies (direct)	9.91
The Standard Life Investments Group (direct 6.62%, indirect 0.67%)	7.29
East Riding of Yorkshire Council (direct)	6.27
Newton Investment Management Limited (indirect)	6.09
Royal London Asset Management Limited (direct)	6.05
1607 Capital Partners LLC (category not stated)	5.78
Legal & General Investment Management Limited (direct)	3.32

The above percentages are calculated by applying the shareholdings as notified to the Company to the issued share capital as at 3 August 2011 (the shareholdings being the voting rights).

## Directors' Report

continued

The Board is aware that, as at 31 May 2011, 3.4% of the issued share capital was held on behalf of participants in the Halifax Share Dealing Products (run by Halifax Share Dealing Limited ('HSDL') which is now part of Lloyds Banking Group) who transferred from the products formerly managed by Henderson Global Investors Limited ('Henderson') or who have subsequently been introduced via Henderson. In accordance with the arrangements made between HSDL and Henderson, these participants in the Halifax Share Dealing Products are given the opportunity to instruct the nominee company of HSDL to exercise the voting rights appertaining to their shares in respect of all general meetings of the Company. HSDL has undertaken to instruct its nominee company to exercise the voting rights of any such shares held through the Halifax Share Dealing Products that have not been exercised by the individual participants in them. It will do so by voting for or against all resolutions to be put at all general meetings of the Company (or by withholding votes on such resolutions) pro rata to the aggregate voting instructions for each resolution received from those participants who have chosen to exercise their voting rights.

### **j) Relations with shareholders**

It is the Chairman's role to ensure effective communication with the Company's shareholders and it is the responsibility of the Board to ensure that satisfactory dialogue takes place, based on the mutual understanding of objectives.

The Board seeks to develop an understanding of the views of the major shareholders by receiving reports from the Manager on meetings it has with shareholders and analysts and from the Company's stockbrokers on contact it has with shareholders and with potential investors. The Chairman, and other members of the Board if requested, expect to be available to talk to major shareholders if asked to do so.

The Board considers that the annual general meeting should provide an effective forum for individual investors to communicate with the directors. The annual general meeting is chaired by the Chairman of the Board. All the other directors, including the Chairman of the Audit Committee, expect to be present. Details of the proxy votes received in respect of each resolution are made available to shareholders and shown on the Henderson website. Representatives of the Manager make a presentation to the meeting. The Company has adopted a nominee share code which is set out on page 55.

### **k) Accountability and audit**

The directors' statement of responsibilities in respect of the accounts is set out on page 28. The responsibilities of the independent auditors are set out on pages 29 and 30. The

directors' statement that the business is a going concern is set out on pages 16 and 17.

The Board has delegated contractually to external agents, including the Manager, the management of the investment portfolio, the custodial services (which include the safeguarding of the assets), the day to day accounting, company secretarial and administration requirements and the registration services. Each of these contracts was entered into after full and proper consideration by the Board of the quality and cost of the services offered, including the control systems in operation in so far as they relate to the affairs of the Company. The Board receives and considers regular reports from the Manager and ad hoc reports and information are supplied to the Board as required. In addition, either the Chairman or another director attends meetings of all the chairmen of the investment trust companies managed by the Manager; these meetings provide a forum to discuss industry matters and the Chairman reports on them to the Board.

The Manager (and BNP Paribas Securities Services, which acts for the Manager) have arrangements in place by which their staff may, in confidence, raise concerns about possible improprieties in matters of financial reporting or other matters.

The Board has reviewed the implications of the Bribery Act 2011 which came into force on 1 July 2011. It is in the process of seeking assurances from the Company's main contractors and suppliers that they will maintain adequate safeguards to protect against any potentially illegal behaviour by their employees or agents.

### **l) Internal control**

The Manager has established an internal control framework to provide reasonable assurance on the effectiveness of the internal controls operated on behalf of its clients. The effectiveness of the internal controls is assessed by the Manager's internal audit and compliance and risk departments on an ongoing basis.

The Board has established an ongoing process for identifying, evaluating and managing the significant risks faced by the Company. This process is subject to regular review by the Board and accords with the Turnbull guidance. The process was fully in place during the year under review and up to the date of this annual report. In addition, the Board has conducted its annual review of the effectiveness of the Company's system of internal control, covering all the controls, including financial, operational and compliance controls and risk management systems. This review took into account points raised during the year in the Board's regular appraisal of specific areas of risk. The Board



## Directors' Report

continued

confirms that, had any significant failings or weaknesses been identified by that review, necessary actions would have been taken to remedy them. The Board is responsible for the Company's system of internal control and for reviewing its effectiveness. However, such a system is designed to manage rather than eliminate the risks of failure to achieve the Company's business objective and can only provide reasonable and not absolute assurance against material misstatement or loss.

The Board, assisted originally by the Manager, undertook a full review of the Company's business risks and these are analysed and recorded in a risk map. This was reviewed in detail by the Audit Committee during 2010. The Board receives each quarter from the Manager a formal report which details the steps taken to monitor the areas of risk, including those that are not directly the responsibility of the Manager, and which reports the details of any known internal control failures. The Board receives each year from the Manager a report on its internal controls (an AAF 01/06 report) which includes a report from the Manager's auditors on the control policies and procedures in operation.

The Company does not have an internal audit function, it delegates to third parties most of its operations and does not employ any staff. Accordingly, in practice the Board must place reliance on the Manager and its other contractors to ensure that they operate effective internal audit functions. The Board will continue to monitor its system of internal control in order to provide assurance that it operates as intended and the directors will review at least annually whether a function equivalent to an internal audit is needed.

### **m) Corporate responsibility**

#### *Responsible investment*

Responsible Investment is the term used by the Company's Manager, Henderson Global Investors Limited ('Henderson'), to cover its work on corporate governance and corporate responsibility (or social, environmental and ethical issues) in the companies in which it invests on its clients' behalf, across all funds. In May 2005 Henderson became a founding signatory to the United Nations Principles for Responsible Investment. The Principles, developed under the auspices of the UN Secretary-General, are a voluntary and aspirational framework for incorporating environmental, social and corporate governance issues into mainstream investment decision-making and ownership practices. The way companies respond to sustainability and corporate responsibility can affect their business performance, both directly and indirectly. An investee company's policy on social responsibility and the environment is therefore considered as part of the investment risk decision.

#### *Voting policy*

Henderson's Responsible Investment Policy sets out the approach to corporate governance and corporate responsibility for all the companies in which it invests on behalf of its clients, and its policy on proxy voting. The Policy also sets out how Henderson implements the Stewardship Code. The Company has delegated responsibility for voting to Henderson as its Manager. The Board will receive a report, at least annually, on the voting undertaken by Henderson on behalf of the Company. The Board and Henderson believe that voting at general meetings is an important aspect of corporate stewardship and a means of signalling shareholder views on board policy, practices and performance. Voting recommendations are guided by the best interests of the investee companies' shareholders. Depending on the nature of the resolution, the Portfolio Manager will give specific instructions on voting non-routine and unusual or controversial resolutions, after liaising with the Chairman or the full Board as appropriate. Decisions not to support resolutions and the rationale therefor are fed back to the investee company prior to voting. The Henderson Responsible Investment Policy and further details of Henderson's responsible investment activities can be found on the Henderson website, [www.henderson.com](http://www.henderson.com).

#### *Environmental matters*

The Company's core activities are undertaken by Henderson, which has implemented environmental management practices, including systems to limit the use of non-renewable resources and to minimise the impact of operations on the environment, and is focused on reducing greenhouse gas emissions and minimising waste, where possible.

### **Related Parties**

#### **The Manager**

Investment management, together with investment administration, company secretarial and accounting services, are provided to the Company by wholly-owned subsidiary companies of Henderson Group plc ('Henderson' or 'the Manager'). Some of the administration and accounting services are carried out, on behalf of Henderson, by BNP Paribas Securities Services.

The relationship with Henderson is the only related party arrangement currently in place. Other than fees payable by the Company in the ordinary course of business, there have been no material transactions with this related party affecting the financial position or performance of the Company during the year under review.

## Directors' Report

continued

The management agreement between the Company and Henderson provides for the payment of a composite annual management fee, calculated as a percentage of the value of the assets under management. The management fee is calculated quarterly as a percentage of the value of the assets under management on the last day of the quarter preceding the quarter in respect of which the calculation is made. Assets under management for the purpose of calculating the management fee exclude any holdings in funds managed by Henderson. The management fee is payable quarterly in advance. During the year ended 31 May 2011 the percentage fee rate was 0.0875 per cent per quarter (0.35 per cent per annum) (2010: the same).

In addition, the management agreement provides for the payment of a performance fee, calculated as 15 per cent of any outperformance of the benchmark index, on a total return basis, over the Company's accounting year. This is subject to a limit on the total management fees payable in any one year of 1.0 per cent of the average value of the net assets of the Company during the year (calculated monthly) and an absolute limit to the performance fee of £2 million in any one year. There is a further cap to the effect that any enhancement to net asset value resulting from share buy-backs in excess of 5 per cent of the opening issued share capital is excluded from the calculation of the performance fee for the year. No performance fee is payable if on the last day of the Company's accounting year the Company's share price is lower than the share price as at the preceding year end. If on the last day of the Company's accounting year the net asset value per share, calculated, in accordance with the Company's accounting policies, net of costs (including any performance fee), is equal to or lower than the net asset value per share as at the preceding year end, the performance fee payable will be restricted to such amount, if any, as will result in the net asset value per share being higher than the net asset value per share at the preceding year end. Any underperformance relative to the benchmark, or any unrewarded outperformance (for example as a result of a cap), will be carried forward and set against any outperformance or underperformance respectively in subsequent years. The net amount of outperformance or underperformance carried forward is termed the Historic Amount.

A performance fee is payable in respect of the year ended 31 May 2011 because the Company outperformed its benchmark index and both the share price and the net asset value per share were higher at the end of the year than at the start of the year. The value of the outperformance was sufficient to clear the negative Historic Amount brought forward at

31 May 2010. The Historic Amount carried forward at 31 May 2011 was £6,693,000.

The management agreement provides for a formal review every three years of the fee arrangements with the Manager. In July 2008 the Board and Henderson concluded the triennial review due as at 31 May 2008. Certain changes to the performance fee arrangements were agreed between the parties but withdrawn following meetings with some of the larger shareholders. Neither the Manager nor the Board are seeking any changes in 2011.

The notice period under the management agreement between Henderson and the Company is six months, the amount of any compensation payable by the Company to be pro rata to any notice given. No compensation is payable if six months' notice of termination is given. In the event that the continuation vote to be put to the annual general meeting every third year is not passed, no compensation will be payable on the subsequent termination of the contract.

**In the opinion of the directors the continuing appointment of the Manager on the terms agreed is in the interests of the Company's shareholders as a whole. The main reasons for this opinion are the talents and expertise of the Fund Manager and his team, the extensive investment management resources of the Manager and the Manager's experience in managing and administering investment trust companies.**

### Custodian

JPMorgan Chase Bank, N.A. is the Company's appointed global custodian, its fees for UK custody are offset against the management fees payable to Henderson.

### Annual General Meeting

The next Annual General Meeting will be held at 11.30 am on Friday 30 September 2011 at the Company's Registered Office, 201 Bishopsgate, London EC2M 3AE. The Notice of Meeting is set out in the accompanying circular to shareholders.

### Independent auditors

Resolutions to reappoint PricewaterhouseCoopers LLP as auditors to the Company, and to authorise the directors to determine their remuneration, will be proposed at the forthcoming Annual General Meeting.

### Life of the Company

The Board announced on 27 September 2002 that it proposed to introduce regular continuation votes for the Company.

## Directors' Report

continued

Accordingly, a continuation vote was put to the annual general meeting of the Company in September 2004 and a similar resolution was put to the annual general meetings in September 2007 and September 2010. Thereafter in 2013, and at every subsequent third annual general meeting, an ordinary resolution will be put asking the shareholders to approve the continuation of the Company as an investment trust.

In the event of the shareholders in general meeting voting against the continuation of the Company, the directors would expect to convene a further general meeting, as soon as practicable, at which proposals to liquidate, reorganise or reconstruct the Company would be put forward.

### **Directors' statement as to the disclosure of information to the auditors**

The directors who were members of the Board at the time of approving this Report are listed on page 12. Each of those directors confirms that


- to the best of his or her knowledge and belief, there is no information relevant to the preparation of the Report and Financial Statements of which the Company's auditors are unaware, and
- he or she has taken all the steps a director might reasonably be expected to have taken to be aware of relevant audit information and to establish that the Company's auditors are aware of that information.

By order of the Board

G S Rice

For and on behalf of Henderson Secretarial Services Limited,  
Secretary

3 August 2011



## Directors' Remuneration Report

### Introduction

The Directors' Remuneration Report ('the Report') is prepared in accordance with the Companies Act 2006 ('the Act') in respect of the year ended 31 May 2011. An ordinary resolution to receive and approve the Report will be put to the Annual General Meeting on 30 September 2011. The Act requires the auditors to report to the Company's members on certain parts of the Report and to state whether in their opinion those parts of the Report have been properly prepared in accordance with the Act. Therefore the Report has been divided into separate sections for audited and unaudited information.

### UNAUDITED INFORMATION

#### Consideration by the directors of matters relating to directors' remuneration

The Board as a whole considered the directors' remuneration. Therefore the Board has not appointed a committee to consider matters relating to the directors' remuneration. The Board has not been provided with advice or services by any person in respect of its consideration of the directors' remuneration (although the directors expect from time to time to review the fees paid to the boards of directors of other investment trust companies).

#### Statement of the Company's policy on directors' remuneration

The Board consists entirely of non-executive directors who meet at least four times a year to deal with the important aspects of the Company's affairs. New directors are appointed with the expectation that they will serve for a period of three years. Directors' appointments are reviewed formally every three years thereafter by the Board as a whole. None of the directors has a contract of service or a contract for services and a director may resign by notice in writing to the Board at any time, there are no set notice periods. The Company's policy is for the directors to be remunerated in the form of fees, payable quarterly in arrears, to the director personally or to a third party specified by him or her. The directors have undertaken to use a proportion of their fees to purchase shares in the Company. There are no long term incentive schemes and the fees are not specifically related to the directors' performance, either individually or collectively.


The Company's policy is that the fees payable to the directors should reflect the time spent by the Board on the Company's

affairs and the responsibilities borne by the directors and should be sufficient to enable candidates of high calibre to be recruited. The policy is for the Chairman of the Board and the Chairman of the Board's Audit Committee to be paid higher fees than the other directors in recognition of their more onerous roles.

The Company's Articles of Association limit the fees payable to the directors to £150,000 per annum. The directors' fees were last increased, with effect from 1 January 2010, as follows: the Chairman from £27,500 to £28,000 per annum, the Chairman of the Audit Committee from £17,000 to £21,000 per annum and the other directors from £16,000 to £18,000 per annum. The policy is to review the fee rates from time to time, although such review will not necessarily result in any change to them.

Directors' and officers' liability insurance cover is held by the Company in respect of the directors.

### Performance graph




The Hoare Govett Smaller Companies Index (excluding investment companies) is selected here because it was the Company's benchmark for the five year period covered by the graph.

## Directors' Remuneration Report

continued

The information given in the graph on page 26, which is set out in the format required by the Act, may be more readily understood in the form of a bar chart. The bar chart below compares the performance of the Company's share price to the performance of the benchmark index in each of the eight years up to 31 May 2011. Neil Hermon was appointed Fund Manager in November 2002 and the bar chart covers the full years to date of his management.



### AUDITED INFORMATION

#### Amount of each director's emoluments

The fees payable in respect of each of the directors who served during the year, and during 2010, were as follows

	2011 £	2010 £
J D Fishburn	<b>28,000</b>	27,708
J M B Cayzer-Colvin <sup>(i)</sup>	<b>809</b>	–
S M Davis <sup>(ii)</sup>	<b>8,324</b>	18,667
B Hollond <sup>(iii)</sup>	<b>15,806</b>	–
J J Nelson	<b>18,000</b>	16,833
K E Percy	<b>18,000</b>	16,833
M A Sieghart	<b>18,000</b>	16,833
<b>TOTAL</b>	<b>106,939</b>	<b>96,874</b>

#### Notes

- (i) Mr Cayzer-Colvin was appointed to the Board on 13 May 2011
- (ii) Mrs Davis retired from the Board on 24 September 2010
- (iii) Mrs Hollond was appointed to the Board on 23 July 2010 and as Chairman of the Audit Committee on 24 September 2010

No other remuneration or compensation was paid or payable by the Company during the year to any of the current or former directors

By order of the Board

G S Rice

For and on behalf of Henderson Secretarial Services Limited,  
Secretary

3 August 2011

## Statement of Directors' Responsibilities

in respect of the Annual Report, the Directors' Remuneration Report and the Financial Statements

The directors are responsible for preparing the Annual Report, the Directors' Remuneration Report and the financial statements in accordance with applicable law and regulations

Company law requires the directors to prepare financial statements for each financial year. Under that law the directors have elected to prepare the group and parent company financial statements in accordance with International Financial Reporting Standards ('IFRS') as adopted by the European Union. Under company law the directors must not approve the financial statements unless they are satisfied that they give a true and fair view of the state of affairs of the Group and the Company and of the profit or loss of the Group for that period. In preparing these financial statements, the directors are required to

- select suitable accounting policies and then apply them consistently,
- make judgements and accounting estimates that are reasonable and prudent,
- state whether applicable IFRS as adopted by the European Union have been followed, subject to any material departures disclosed and explained in the financial statements, and
- prepare the financial statements on the going concern basis unless it is inappropriate to presume that the Company will continue in business.

The directors are responsible for keeping adequate accounting records that are sufficient to show and explain the Company's transactions and disclose with reasonable accuracy at any time the financial position of the Company and the Group and enable them to ensure that the financial statements and the Directors' Remuneration Report comply with the Companies Act 2006 and, as regards the Group financial statements, Article 4 of the IAS Regulation. They are also responsible for safeguarding the assets of the Company and the Group and

hence for taking reasonable steps for the prevention and detection of fraud and other irregularities.

### Statement under DTR 4.1.12

Each of the directors, who are listed on page 12, confirm that to the best of their knowledge

- the Group financial statements, which have been prepared in accordance with IFRS as adopted by the European Union, give a true and fair view of the assets, liabilities, financial position and profit of the Group, and
- the directors' report in this Annual Report includes a fair review of the development and performance of the business and the position of the Group, together with a description of the principal risks and uncertainties that it faces.

The financial statements are published on the [www.hendersonsmallercompanies.com](http://www.hendersonsmallercompanies.com) website, which is a website maintained by the Company's Manager, Henderson Global Investors Limited ('Henderson'). The maintenance and integrity of the website maintained by Henderson or any of its subsidiaries is, so far as it relates to the Company, the responsibility of Henderson. The work carried out by the auditors does not involve consideration of the maintenance and integrity of this website and, accordingly, the auditors accept no responsibility for any changes that have occurred to the financial statements since they were initially presented on the website. Visitors to the website need to be aware that legislation in the United Kingdom governing the preparation and dissemination of the financial statements may differ from legislation in other jurisdictions.



For and on behalf of the Board

J D Fishburn

Chairman

3 August 2011

# Independent Auditors' Report

to the members of The Henderson Smaller Companies Investment Trust plc

We have audited the financial statements of The Henderson Smaller Companies Investment Trust plc for the year ended 31 May 2011 which comprise the Consolidated Statement of Comprehensive Income, the Consolidated and Parent Company Statements of Changes in Equity, the Consolidated and Parent Company Balance Sheets, the Consolidated and Parent Company Cash Flow Statements and the related notes. The financial reporting framework that has been applied in their preparation is applicable law and International Financial Reporting Standards (IFRSs) as adopted by the European Union and, as regards the parent company financial statements, as applied in accordance with the provisions of the Companies Act 2006.

## Respective responsibilities of directors and auditors

As explained more fully in the Statement of Directors' Responsibilities set out on page 28, the directors are responsible for the preparation of the financial statements and for being satisfied that they give a true and fair view. Our responsibility is to audit and express an opinion on the financial statements in accordance with applicable law and International Standards on Auditing (UK and Ireland). Those standards require us to comply with the Auditing Practices Board's Ethical Standards for Auditors.

This report, including the opinions, has been prepared for and only for the Company's members as a body in accordance with Chapter 3 of Part 16 of the Companies Act 2006 and for no other purpose. We do not, in giving these opinions, accept or assume responsibility for any other purpose or to any other person to whom this report is shown or into whose hands it may come save where expressly agreed by our prior consent in writing.

## Scope of the audit of the financial statements

An audit involves obtaining evidence about the amounts and disclosures in the financial statements sufficient to give reasonable assurance that the financial statements are free from material misstatement, whether caused by fraud or error. This includes an assessment of whether the accounting policies are appropriate to the Group's and the Parent Company's circumstances and have been consistently applied and adequately disclosed, the reasonableness of significant accounting estimates made by the directors, and the overall presentation of the financial statements. In addition, we read all the financial and non financial information in the report and financial statements to identify material inconsistencies

with the audited financial statements. If we become aware of any apparent material misstatements or inconsistencies we consider the implications for our report.

## Opinion on financial statements

In our opinion:

- the financial statements give a true and fair view of the state of the Group's and of the Parent Company's affairs as at 31 May 2011 and of the Group's profit and the Group's and Parent Company's cash flows for the year then ended,
- the group financial statements have been properly prepared in accordance with IFRSs as adopted by the European Union,
- the Parent Company financial statements have been properly prepared in accordance with IFRSs as adopted by the European Union and as applied in accordance with the provisions of the Companies Act 2006, and
- the financial statements have been prepared in accordance with the requirements of the Companies Act 2006 and, as regards the Group financial statements, Article 4 of the IAS Regulation.

## Opinion on other matters prescribed by the Companies Act 2006

In our opinion:

- the part of the Directors' Remuneration Report to be audited has been properly prepared in accordance with the Companies Act 2006, and
- the information given in the Directors' Report for the financial year for which the financial statements are prepared is consistent with the financial statements.

## Matters on which we are required to report by exception

We have nothing to report in respect of the following:

Under the Companies Act 2006 we are required to report to you if, in our opinion:

- adequate accounting records have not been kept by the Parent Company, or returns adequate for our audit have not been received from branches not visited by us, or
- the Parent Company financial statements and the part of the Directors' Remuneration Report to be audited are not in agreement with the accounting records and returns, or

## Independent Auditors' Report

continued

- certain disclosures of directors' remuneration specified by law are not made, or
- we have not received all the information and explanations we require for our audit, or
- a corporate governance statement has not been prepared by the parent company

Under the Listing Rules we are required to review

- the directors' statement, set out on pages 16 and 17, in relation to going concern,
- the parts of the Corporate Governance Statement relating to the Company's compliance with the nine provisions of the June 2008 Combined Code specified for our review, and
- certain elements of the report to shareholders by the Board on directors' remuneration

Sally Cosgrove (Senior Statutory Auditor)  
for and on behalf of PricewaterhouseCoopers LLP  
Chartered Accountants and Statutory Auditors  
London  
3 August 2011



# Consolidated Statement of Comprehensive Income

for the year ended 31 May 2011

Notes	Year ended 31 May 2011			Year ended 31 May 2010		
	Revenue return £'000	Capital return £'000	Total £'000	Revenue return £ 000	Capital return £'000	Total £'000
2 Investment income	7,088	–	7,088	5,961	–	5,961
3 Other income	35	–	35	627	–	627
10(c) Gains on investments held at fair value through profit or loss	–	91,312	91,312	–	56,091	56,091
<b>Total income</b>	<b>7,123</b>	<b>91,312</b>	<b>98,435</b>	<b>6,588</b>	<b>56,091</b>	<b>62,679</b>
<b>Expenses</b>						
4 Management and performance fees	(906)	(1,644)	(2,550)	(679)	–	(679)
4 Write-back of VAT	–	–	–	44	–	44
5 Other expenses	(407)	–	(407)	(373)	–	(373)
<b>Profit before finance costs and taxation</b>	<b>5,810</b>	<b>89,668</b>	<b>95,478</b>	<b>5,580</b>	<b>56,091</b>	<b>61,671</b>
6 Finance costs	(2,132)	–	(2,132)	(2,129)	–	(2,129)
<b>Profit before taxation</b>	<b>3,678</b>	<b>89,668</b>	<b>93,346</b>	<b>3,451</b>	<b>56,091</b>	<b>59,542</b>
7 Taxation	(4)	–	(4)	(2)	–	(2)
<b>Net profit for the year and total comprehensive income</b>	<b>3,674</b>	<b>89,668</b>	<b>93,342</b>	<b>3,449</b>	<b>56,091</b>	<b>59,540</b>
8 <b>Earnings per ordinary share</b>	<b>4.91p</b>	<b>119.70p</b>	<b>124.61p</b>	<b>4.59p</b>	<b>74.70p</b>	<b>79.29p</b>

The total column of this statement represents the Consolidated Statement of Comprehensive Income, prepared in accordance with IFRS as adopted by the European Union

The revenue return and capital return columns are supplementary to this and are prepared under guidance published by the Association of Investment Companies

The Group does not have any Other Comprehensive Income and hence the net profit, as disclosed above, is the same as the Group's Total Comprehensive Income

All items in the above statement derive from continuing operations

The net profit for the year of the Company was £93,342,000 (2010 £59,540,000)

All income is attributable to the equity shareholders of The Henderson Smaller Companies Investment Trust plc. There are no non-controlling interests

The notes on pages 35 to 54 form part of these financial statements

# Consolidated and Parent Company Statements of Changes in Equity

for the year ended 31 May 2011

Notes	Consolidated Year ended 31 May 2011				
	Called up share capital £'000	Capital redemption reserve £'000	Capital reserves £'000	Retained earnings Revenue reserve £'000	Total £'000
	18,727	26,694	151,870	10,242	207,533
Total equity at 31 May 2010					
Total comprehensive income					
Profit for the year	–	–	89,668	3,674	93,342
Transactions with owners, recorded directly to equity					
9 Ordinary dividends paid	–	–	–	(2,696)	(2,696)
Dividends unclaimed after 12 years	–	–	–	5	5
<b>Total equity at 31 May 2011</b>	<b>18,727</b>	<b>26,694</b>	<b>241,538</b>	<b>11,225</b>	<b>298,184</b>

	Consolidated Year ended 31 May 2010				
	Called up share capital £ 000	Capital redemption reserve £ 000	Capital reserves £ 000	Retained earnings Revenue reserve £ 000	Total £'000
	19,343	26,078	99,930	10,998	156,349
Total equity at 31 May 2009					
Total comprehensive income					
Profit for the year	–	–	56,091	3,449	59,540
Transactions with owners, recorded directly to equity					
9 Ordinary dividends paid	–	–	–	(4,205)	(4,205)
17 Buy-backs of ordinary shares	(616)	616	(4,151)	–	(4,151)
<b>Total equity at 31 May 2010</b>	<b>18,727</b>	<b>26,694</b>	<b>151,870</b>	<b>10,242</b>	<b>207,533</b>

	Company Year ended 31 May 2011				
	Called up share capital £'000	Capital redemption reserve £'000	Capital reserves £'000	Retained earnings Revenue reserve £'000	Total £'000
	18,727	26,694	154,133	7,979	207,533
Total equity at 31 May 2010					
Total comprehensive income					
Profit for the year	–	–	89,667	3,675	93,342
Transactions with owners, recorded directly to equity					
9 Ordinary dividends paid	–	–	–	(2,696)	(2,696)
Dividends unclaimed after 12 years	–	–	–	5	5
<b>Total equity at 31 May 2011</b>	<b>18,727</b>	<b>26,694</b>	<b>243,800</b>	<b>8,963</b>	<b>298,184</b>

	Company Year ended 31 May 2010				
	Called up share capital £ 000	Capital redemption reserve £ 000	Capital reserves £ 000	Retained earnings Revenue reserve £ 000	Total £ 000
	19,343	26,078	102,194	8,734	156,349
Total equity at 31 May 2009					
Total comprehensive income					
Profit for the year	–	–	56,090	3,450	59,540
Transactions with owners, recorded directly to equity					
9 Ordinary dividends paid	–	–	–	(4,205)	(4,205)
17 Buy-backs of ordinary shares	(616)	616	(4,151)	–	(4,151)
<b>Total equity at 31 May 2010</b>	<b>18,727</b>	<b>26,694</b>	<b>154,133</b>	<b>7,979</b>	<b>207,533</b>

The notes on pages 35 to 54 form part of these financial statements

# Consolidated and Parent Company Balance Sheets

at 31 May 2011

Notes	Consolidated 2011 £'000	Consolidated 2010 £ 000	Company 2011 £'000	Company 2010 £ 000	
	<b>Non current assets</b>				
10	Investments held at fair value through profit or loss	<b>324,143</b>	227,323	<b>326,405</b>	229,586
	<b>Current assets</b>				
13	Other receivables	<b>1,633</b>	1,431	<b>1,633</b>	1,431
	Cash and cash equivalents	<b>642</b>	1,097	<b>642</b>	1,097
		<b>2,275</b>	2,528	<b>2,275</b>	2,528
	<b>Total assets</b>	<b>326,418</b>	229,851	<b>328,680</b>	232,114
	<b>Current liabilities</b>				
14	Other payables	<b>(2,230)</b>	(311)	<b>(4,492)</b>	(2,574)
16(viii)	Bank loans	<b>(6,000)</b>	(2,003)	<b>(6,000)</b>	(2,003)
		<b>(8,230)</b>	(2,314)	<b>(10,492)</b>	(4,577)
	<b>Total assets less current liabilities</b>	<b>318,188</b>	227,537	<b>318,188</b>	227,537
	<b>Non current liabilities</b>				
15	Financial liabilities	<b>(20,004)</b>	(20,004)	<b>(20,004)</b>	(20,004)
	<b>Net assets</b>	<b>298,184</b>	207,533	<b>298,184</b>	207,533
	<b>Equity atntributable to equity shareholders</b>				
17	Called up share capital	<b>18,727</b>	18,727	<b>18,727</b>	18,727
18	Capital redemption reserve	<b>26,694</b>	26,694	<b>26,694</b>	26,694
	Retained earnings				
18	Capital reserves	<b>241,538</b>	151,870	<b>243,800</b>	154,133
19	Revenue reserve	<b>11,225</b>	10,242	<b>8,963</b>	7,979
	<b>Total equity</b>	<b>298,184</b>	207,533	<b>298,184</b>	207,533
20	<b>Net asset value per ordinary share</b>	<b>398 1p</b>	277 1p	<b>398.1p</b>	277 1p

These financial statements were approved by the Board of directors on 3 August 2011 and signed on their behalf by

J D Fishburn



The notes on pages 35 to 54 form part of these financial statements

# Consolidated and Parent Company Cash Flow Statements

for the year ended 31 May 2011

	Year ended 31 May 2011		Year ended 31 May 2010	
	Consolidated £'000	Company £'000	Consolidated £'000	Company £'000
<b>Operating activities</b>				
Profit before taxation	93,346	93,346	59,542	59,542
Add interest payable	2,132	2,132	2,129	2,129
Less gains on investments held at fair value through profit or loss	(91,312)	(91,311)	(56,091)	(56,090)
Purchases of investments	(54,186)	(54,186)	(41,534)	(41,534)
Sales of investments	48,678	48,678	44,534	44,534
(Increase)/decrease in other receivables	(88)	(88)	846	846
Decrease/(increase) in amounts due from brokers	563	563	(51)	(51)
(Increase)/decrease in accrued income	(675)	(675)	622	622
Increase in other payables	1,524	1,523	112	111
Increase/(decrease) in amounts due to brokers	395	395	(773)	(773)
Taxation on investment income	(6)	(6)	4	4
<b>Net cash inflow from operating activities before interest and taxation</b>	<b>371</b>	<b>371</b>	<b>9,340</b>	<b>9,340</b>
Interest paid	(2,132)	(2,132)	(2,124)	(2,124)
<b>Net cash (outflow)/inflow from operating activities</b>	<b>(1,761)</b>	<b>(1,761)</b>	<b>7,216</b>	<b>7,216</b>
<b>Financing activities</b>				
Equity dividends paid	(2,696)	(2,696)	(4,205)	(4,205)
Dividends unclaimed after 12 years	5	5	-	-
Buy-backs of ordinary shares	-	-	(4,151)	(4,151)
Drawdown of bank loans	3,997	3,997	2,003	2,003
<b>Net cash inflow/(outflow) from financing</b>	<b>1,306</b>	<b>1,306</b>	<b>(6,353)</b>	<b>(6,353)</b>
<b>(Decrease)/increase in cash and cash equivalents</b>	<b>(455)</b>	<b>(455)</b>	<b>863</b>	<b>863</b>
Cash and cash equivalents at the start of the year	1,097	1,097	234	234
<b>Cash and cash equivalents at the end of the year</b>	<b>642</b>	<b>642</b>	<b>1,097</b>	<b>1,097</b>

# Notes to the Financial Statements

## 1 Accounting policies

### (a) Basis of preparation

The Henderson Smaller Companies Investment Trust plc ('the Company') is a company incorporated and domiciled in the United Kingdom under the Companies Act 2006. The consolidated financial statements of the Company for the year ended 31 May 2011 comprise the Company and its subsidiary, Henderson Smaller Companies Finance Limited, together referred to as the 'Group'. The consolidated and parent company financial statements for the year ended 31 May 2011 have been prepared in accordance with International Financial Reporting Standards ('IFRS') as adopted by the European Union and with those parts of the Companies Act 2006 applicable to companies reporting under IFRS. These comprise standards and interpretations approved by the International Accounting Standards Board ('IASB'), together with interpretations of the International Accounting Standards and Standing Interpretations Committee approved by the International Financial Reporting Standards Committee ('IFRSC') that remain in effect, to the extent that IFRS have been adopted by the European Union.

The financial statements have been prepared on a going concern basis and on the historical cost basis, except for the revaluation of certain financial instruments. The principal accounting policies adopted are set out below. Where presentational guidance set out in the Statement of Recommended Practice ('the SORP') for investment trusts issued by the Association of Investment Companies ('the AIC') in January 2009 is consistent with the requirements of IFRS, the directors have sought to prepare the financial statements on a basis consistent with the recommendations of the SORP.

### Accounting Standards

#### (i) Standards, amendments and interpretations becoming effective in the current financial year

- IFRS 1 (Amendment), *First Time Adoption of International Financial Reporting Standards* simplified the structure of IFRS 1 without making any technical changes. No impact on the Group's or Company's Financial Statements.
- IFRS 3 (Revised), *Business Combinations* harmonised business combination accounting with US GAAP. Not currently relevant to the Group or Company and therefore has no impact on the Financial Statements.
- IFRS 5 (Amendment), *Non-current Assets Held for Sale and Discontinued Operations* (as part of Improvements to IFRS issued in 2009). Not currently relevant to the Group or Company and therefore has no impact on the Financial Statements.
- IAS 27 (Revised), *Consolidated and Separate Financial Statements* introduced changes to the accounting for transactions with non-controlling interests in consolidated financial statements. Adoption did not have any impact on the Group or Company Financial Statements.
- IAS 32 (Amendment), *Financial Instruments: Presentation* – amendments relating to classification of rights issues. No impact on the Group's or Company's Financial Statements.
- IAS 39 (Amendment), *Eligible Hedged Items*. The amendment prohibits designating inflation as a hedgeable component of a fixed debt, and, in a hedge of a one-sided risk with options, prohibits including time value in the hedged risk. Not currently relevant to the Group or Company therefore no impact on the Financial Statements.
- IFRIC 15, *Agreements for Construction of Real Estate*. Not relevant to the Group or Company.
- IFRIC 16, *Hedges of a Net Investment in a Foreign Operation*. Provides clarification to net investment hedging issues. Not currently relevant to the Group or Company and therefore no impact on the Financial Statements.
- IFRIC 17, *Distributions of Non Cash Assets to Owners* clarifies how an entity should measure distributions of assets other than cash made as a dividend to its owners. Not currently relevant to the Group or Company and therefore no impact on the Financial Statements.

# Notes to the Financial Statements

continued

## 1 Accounting policies (continued)

- IFRIC 18 *Transfer of Assets from Customers* Not relevant to the Group
- Improvements to IFRS issued in 2009 comprised numerous other minor amendments to IFRS, resulting in accounting changes for presentation, recognition or measurement purposes as well as terminology or editorial amendments. These amendments had no impact on the Group or Company Financial Statements
- (ii) Standards, amendments and interpretations to existing standards that become effective in future accounting periods and have not been adopted early by the Group or the Company**
  - IAS 24 (Revised), *Related Party Disclosures* (effective for financial periods beginning on or after 1 January 2011, subject to EU endorsement) Revises the definition of related parties. Unlikely to have a significant effect
  - IFRS 9, *Financial Instruments* (effective for financial periods beginning on or after 1 January 2013) Replaces IAS 39. Simplifies accounting for financial assets, replacing the current multiple measurement categories with a single principle-based approach to classification. All financial assets to be measured at either amortised cost or fair value. The Group and Company will apply IFRS 9 from 1 February 2013, subject to endorsement by the EU
- (iii) Standards, amendments and interpretations to existing standards that become effective in future accounting periods and are not relevant to the Group's or the Company's operations**
  - IFRS 1 (Amendment) *First-time Adoption of International Financial Reporting Standards*
  - IFRIC 19, *Extinguishing Financial Liabilities with Equity Instruments*
  - IFRIC 14 (Amendment), *IAS 19 – The Limit on a Defined Benefit Asset, Minimum Funding Requirements and their Interaction*

### (b) Basis of consolidation

The Group financial statements consolidate the financial statements of the Company and of its sole wholly owned subsidiary undertaking, Henderson Smaller Companies Finance Limited. Control is achieved where the Company has the power to govern the financial and operating policies of an investee entity so as to obtain benefits from its activities. The inter-group balances and transactions are eliminated on consolidation. The investment in the subsidiary is recognised at fair value in the financial statements of the Company.

The directors have reviewed the structure of the Group and the role of the subsidiary company within it and have agreed that Henderson Smaller Companies Finance Limited should be wound up and its assets distributed to the parent company. Henderson Smaller Companies Finance Limited has not traded for many years.

### (c) Going concern

The Company's shareholders are asked every three years to vote for the continuation of the Company. An ordinary resolution to this effect was put to the Annual General Meeting held on 24 September 2010 and passed by a substantial majority of the shareholders. The assets of the Company consist almost entirely of securities that are listed (or quoted on AIM) and, accordingly, the directors believe that the Company has adequate financial resources to continue in operational existence for the foreseeable future. For these reasons, the Board has decided that it is appropriate for the financial statements to be prepared on a going concern basis.

# Notes to the Financial Statements

continued

## 1 Accounting policies (continued)

### (d) Investments held at fair value through profit or loss

All investments are designated upon initial recognition as held at fair value through profit or loss. Investment transactions are accounted for on a trade date basis. Assets are de-recognised at the trade date of the disposal. Proceeds are measured at fair value, which is regarded as the proceeds of sale less any transaction costs. The fair value of the financial instruments is based on their quoted bid price at the balance sheet date, without deduction of the estimated future selling costs. Unquoted investments (including the Company's investment in its subsidiary) are valued by the directors using primary valuation techniques such as earnings multiples, recent transactions and net assets. Where fair value cannot be reliably measured the investment will be carried at the previous reporting date value unless there is evidence that the investment has since been impaired, in which case the value will be reduced.

Changes in the fair value of investments held at fair value through profit or loss and gains and losses on disposal are recognised in the Statement of Comprehensive Income as "Gains or losses on investments held at fair value through profit or loss". Also included within this caption are transaction costs in relation to the purchase or sale of investments, including the difference between the purchase price of an investment and its bid price at the date of purchase.

### (e) Presentation of the Statement of Comprehensive Income

In order to better reflect the activities of an investment trust company, and in accordance with guidance issued by the Association of Investment Companies ('the AIC'), supplementary information which analyses the Statement of Comprehensive Income between items of a revenue and capital nature has been presented alongside the Statement of Comprehensive Income. In accordance with the Company's status as a UK investment company under section 833 of the Companies Act 2006, net capital returns may not be distributed by way of dividend. Additionally, the net revenue is the measure the directors believe appropriate in assessing the Group's compliance with certain requirements set out in section 1158 of the Corporation Tax Act 2010.

### (f) Income

Dividends receivable on equity shares are recognised as revenue for the year on an ex-dividend basis. Special dividends are treated as revenue return or as capital return, depending on the facts of each individual case. Income from fixed interest debt securities is recognised using the effective interest rate method. The trading profits of the subsidiary undertaking, which represent realised gains and losses on the sale of current asset investments, are dealt with in the revenue column of the Statement of Comprehensive Income as a revenue item. Bank deposit interest is accounted for on an accruals basis.

Where the Company enters into a commitment to sub-underwrite an issue of securities, in exchange for the receipt of commission, a derivative financial instrument is created. Any such derivatives are recognised initially at fair value. They are re-measured subsequently at fair value, with the related gains and losses being reflected in the Statement of Comprehensive Income. Net losses arising from these derivatives, where the actual or expected loss from taking up the securities underwritten exceeds the commission income, are allocated to the capital return. Net gains are allocated to the revenue return.

### (g) Expenses

All expenses and interest payable are accounted for on an accruals basis. All administration expenses, including the management fee and interest payable, are charged to the revenue column of the Statement of Comprehensive Income. Expenses which are incidental to the purchase or sale of an investment are charged to the capital column of the Statement of Comprehensive Income and allocated to the capital reserves.

# Notes to the Financial Statements

continued

## 1 Accounting policies (continued)

Purchase and sale transaction costs for the year ended 31 May 2011 were £259,000 and £66,000 respectively (2010 transaction costs of purchases £145,000, transaction costs of sales £64,000). These comprise mainly stamp duty and commission.

Any performance fee is allocated wholly to capital, reflecting the fact that, although it is calculated on a total return basis, it is expected to be attributable largely, if not wholly, to capital performance.

### (h) Taxation

The tax expense represents the sum of the tax currently payable and deferred tax.

The tax currently payable is based on the taxable profit for the period. Taxable profit differs from net profit as reported in the Statement of Comprehensive Income because it excludes items of income or expense that are taxable or deductible in other years and it further excludes items that are never taxable or deductible. The Group's liability for current tax is calculated using tax rates that were applicable at the balance sheet date.

In line with the recommendations of the SORP, the allocation method used to calculate tax relief on expenses presented against capital returns in the supplementary information in the Statement of Comprehensive Income is the "marginal basis". Under this basis, if taxable income is capable of being offset entirely by expenses presented in the revenue return column of the Statement of Comprehensive Income, then no tax relief is transferred to the capital return column.

Deferred tax is the tax expected to be payable or recoverable on differences between the carrying amounts of assets and liabilities in the financial statements and the corresponding tax bases used in the computation of taxable profit, and is accounted for using the balance sheet liability method. Deferred tax liabilities are recognised for all taxable temporary differences and deferred tax assets are recognised to the extent that it is probable that taxable profits will be available against which deductible temporary differences can be utilised. Investment trusts which have approval as such under section 1158 of the Corporation Tax Act 2010 (formerly section 842 of the Income and Corporation Taxes Act 1988) are not liable for taxation on capital gains.

The carrying amount of deferred tax assets is reviewed at each balance sheet date and reduced to the extent that it is no longer probable that sufficient taxable profits will be available to allow all or part of the asset to be recovered.

Deferred tax is calculated at the tax rates that are expected to apply in the period when the liability is settled or the asset is realised. Deferred tax is charged or credited in the Statement of Comprehensive Income, except when it relates to items charged or credited directly to equity, in which case the deferred tax is also dealt with in equity.

### (i) Foreign currency

For the purposes of the consolidated financial statements, the results and financial position of each entity is expressed in pounds sterling, which is the functional currency of the Company and of its subsidiary and the presentational currency of the Group. Sterling is the functional currency because it is the currency of the primary economic environment in which the Company and its subsidiary operate.

Transactions recorded in overseas currencies during the year are translated into sterling at the appropriate daily exchange rates. Monetary assets and liabilities and investments held at fair value through profit or loss which are denominated in overseas currencies at the balance sheet date are translated into sterling at the exchange rates ruling at that date. Gains and losses arising on the retranslation of investments held at fair value through profit or loss are included within the "Gains or losses on investments held at fair value through profit or loss".



# Notes to the Financial Statements

continued

## 1 Accounting policies (continued)

### (j) Cash and cash equivalents

Cash comprises cash in hand and demand deposits. Cash equivalents are short-term, highly liquid investments that are readily convertible to known amounts of cash and that are subject to an insignificant risk of changes in value.

### (k) Borrowings

Interest-bearing bank loans, overdrafts, debentures and preference stock are recorded initially at fair value, being the proceeds received, net of direct issue costs. They are subsequently measured at amortised cost. Finance charges, including premiums payable on settlement or redemption and direct issue costs, are accounted for on an accruals basis in the Statement of Comprehensive Income using the effective interest rate method and are added to the carrying amount of the instrument to the extent that they are not settled in the period in which they arise.

The preference stock has been classified as a liability as it represents a contractual obligation on behalf of the Company to deliver to the stockholders a fixed and determinable amount at the date of redemption.

### (l) Operating segments

Under IFRS 8, operating segments are considered to be components of an entity about which separate financial information is available that is evaluated regularly by the chief operating decision maker in deciding how to allocate resources and in assessing performance. The directors meet regularly to consider investment strategy and to monitor the Company's performance but the Fund Manager, who has been appointed to manage the Company's investments, attends all Board meetings at which investment strategy and performance are discussed.

The directors consider that the Group has one operating segment, being the Parent Company's activity of investing in shares and securities primarily for capital appreciation in accordance with the Company's published investment objective. Its wholly owned subsidiary, Henderson Smaller Companies Finance Limited, exists to trade in securities to enhance the Group's returns but has not entered into any such transactions in recent years. The Group operates within the United Kingdom.

### (m) Dividends payable to shareholders

Dividends payable to shareholders are recognised in the financial statements when they are paid or, in the case of final dividends, when they are approved by shareholders. Dividends are dealt with in the Statement of Changes in Equity.

### (n) Capital reserves

#### *Capital reserve arising on investments sold*

The following are accounted for in this reserve:

- gains and losses on the disposals of investments,
- expenses and finance costs allocated to capital net of tax relief,
- realised foreign exchange differences of a capital nature, and
- costs of repurchasing ordinary share capital.

#### *Capital reserve arising on revaluation of investments held*

The following are accounted for in this reserve:

- increases and decreases in the valuation of investments held at the year end, and
- unrealised foreign exchange differences of a capital nature.

# Notes to the Financial Statements

continued

<b>2</b>	<b>Investment income</b>	<b>2011 £'000</b>	<b>2010 £'000</b>
	Franked income from companies listed or quoted in the United Kingdom		
	Dividends	<b>6,454</b>	5,761
	Special dividends	<b>399</b>	122
	Unfranked income from companies listed or quoted in the United Kingdom		
	Dividends	<b>149</b>	44
	Property income distributions	<b>86</b>	34
	Total investment income	<b>7,088</b>	5,961

All investment income for the Group is from UK investments

<b>3</b>	<b>Other income</b>	<b>2011 £'000</b>	<b>2010 £'000</b>
	Bank interest	<b>6</b>	4
	Interest on the refund of VAT	–	236
	Underwriting income (allocated to revenue)*	<b>29</b>	387
		<b>35</b>	627

\*None of the income receivable from sub-underwriting commitments was allocated to capital during the year (2010 £4,000 was allocated to capital, in addition to the amount shown as income)

<b>4</b>	<b>Management and performance fees</b>	<b>2011 Revenue return £'000</b>	<b>2011 Capital return £'000</b>	<b>2011 Total £'000</b>	<b>2010 Revenue return £'000</b>	<b>2010 Capital return £'000</b>	<b>2010 Total £'000</b>
	Management fee	<b>906</b>	–	<b>906</b>	679	–	679
	Performance fee	–	<b>1,644</b>	<b>1,644</b>	–	–	–
	Write-back of VAT (see note 23)	–	–	–	(44)	–	(44)
		<b>906</b>	<b>1,644</b>	<b>2,550</b>	<b>635</b>	–	<b>635</b>

A summary of the management agreement is given on page 24 in the Directors' Report

# Notes to the Financial Statements

continued

<b>5</b>	<b>Other expenses</b>	<b>2011 £'000</b>	<b>2010 £'000</b>
	Directors' fees (see the directors' remuneration report on pages 26 and 27)	<b>107</b>	97
	Remuneration for the audit of the parent company and the consolidated financial statements (which includes £28,000 including VAT (2010 £28,000) relating to the parent undertaking and £1,000 (2010 £1,000) to the subsidiary)	<b>29</b>	24
	Payable to PricewaterhouseCoopers LLP for tax advisory services relating to a VAT restitution action project	–	40
	Other professional fees	<b>43</b>	45
	FSA and London Stock Exchange fees	<b>16</b>	12
	Registration costs	<b>12</b>	13
	Annual and half year reports and shareholder circulars printing and distribution	<b>29</b>	14
	Insurances	<b>20</b>	22
	AIC subscriptions	<b>20</b>	20
	Custody and other bank charges	<b>23</b>	21
	Bank facilities commitment fees	<b>48</b>	10
	Charitable donations	<b>6</b>	5
	Other expenses payable to the management company*	<b>19</b>	18
	Share price listings in newspapers and websites	<b>8</b>	8
	Other expenses	<b>27</b>	24
		<b>407</b>	373

\*Other expenses payable to the management company ('Henderson') relate to the employment of additional marketing staff by Henderson

All the above expenses include VAT where VAT is applied to them

<b>6</b>	<b>Finance costs</b>	<b>2011 £'000</b>	<b>2010 £'000</b>
	Bank overdraft and loan interest	<b>32</b>	29
	Interest on debentures that are repayable wholly or partly after five years	<b>2,100</b>	2,100
		<b>2,132</b>	2,129

# Notes to the Financial Statements

continued

## 7 Taxation

### (a) Analysis of charge for the year

	Revenue return £'000	2011 Capital return £'000	Total £'000	Revenue return £'000	2010 Capital return £'000	Total £'000
Overseas tax suffered	4	–	4	2	–	2
<b>Current and total tax charge for the year</b>	<b>4</b>	<b>–</b>	<b>4</b>	<b>2</b>	<b>–</b>	<b>2</b>

### (b) Factors affecting the tax charge for the year

UK corporation tax at 27.66% (2010: 28%)

Approved investment trusts are exempt from tax on capital gains made by the investment trust

The tax assessed for the year is lower than the average standard rate of corporation tax in the UK of 27.66% (2010: 28%) for the year ended 31 May 2011

The differences are explained below

	Revenue return £'000	2011 Capital return £'000	Total £'000	Revenue return £'000	2010 Capital return £'000	Total £'000
<b>Net profit on ordinary activities before taxation</b>	<b>3,678</b>	<b>89,668</b>	<b>93,346</b>	<b>3,451</b>	<b>56,091</b>	<b>59,542</b>
Corporation tax at 27.66% (2010: 28%)	1,017	24,802	25,819	967	15,705	16,672
Effects of						
Non-taxable UK dividends	(1,896)	–	(1,896)	(1,647)	–	(1,647)
Non-taxable overseas dividends	(47)	–	(47)	(28)	–	(28)
Income taxable in different years	5	–	5	17	–	17
Excess management expenses and loan deficits	921	455	1,376	691	–	691
Overseas withholding tax suffered	4	–	4	2	–	2
Other capital returns (e.g. investment gains)	–	(25,257)	(25,257)	–	(15,705)	(15,705)
<b>Tax charge</b>	<b>4</b>	<b>–</b>	<b>4</b>	<b>2</b>	<b>–</b>	<b>2</b>

# Notes to the Financial Statements

continued

## 7 Taxation (continued)

### (c) Provision for deferred taxation

No provision for deferred taxation has been made in the current year or in the prior year

The Company has not provided for deferred tax on capital gains or losses arising on the revaluation or disposal of investments as it is exempt from tax on these items because of its status as an investment trust company

### (d) Factors that may affect future tax charges

The Company has not recognised a deferred tax asset of £12,687,000 (2010 £12,272,000) arising as a result of having unutilised management expenses and deficits on loan relationships. These expenses will only be utilised if the tax treatment of the Company's income and capital gains changes or if the Company's investment profile changes

## 8 Earnings per ordinary share

The earnings per ordinary share figure is based on the net gains for the year of £93,342,000 (2010 £59,540,000) and on 74,906,796 (2010 75,089,586) ordinary shares, being the weighted average number of ordinary shares in issue during the year

The earnings per ordinary share figure detailed above can be further analysed between revenue and capital, as below

The Company has no securities in issue that could dilute the return per ordinary share. Therefore the basic and diluted earnings per ordinary share are the same

	2011 £'000	2010 £'000
Net revenue profit	3,674	3,449
Net capital profit	89,668	56,091
Net total profit	93,342	59,540
Weighted average number of ordinary shares in issue during the year	74,906,796	75,089,586
	Pence	Pence
Revenue earnings per ordinary share	4 91	4 59
Capital earnings per ordinary share	119 70	74 70
Total earnings per ordinary share	124 61	79 29

# Notes to the Financial Statements

continued

9	Dividends	2011 £'000	2010 £'000
	Amounts recognised as distributions to equity holders in the year		
	Final dividend for the year ended 31 May 2010 of 3 60p (2009 3 00p) per ordinary share	2,696	2,252
	Special dividend for the year ended 31 May 2010 of nil (2009 2 60p) per ordinary share	–	1,953
		<u>2,696</u>	<u>4,205</u>

The final dividend of 3 60p per ordinary share in respect of the year ended 31 May 2010 was paid on 8 October 2010 to shareholders on the register of members at the close of business on 17 September 2010. The dividend paid amounted to £2,696,000 in total.

Subject to approval at the Annual General Meeting, the proposed final dividend of 4 20p per ordinary share will be paid on 7 October 2011 to shareholders on the register of members at the close of business on 16 September 2011.

The proposed final dividend for the year ended 31 May 2011 has not been included as a liability in these financial statements. Under IFRS, the final dividend is not recognised until approved by the shareholders.

The total dividends payable in respect of the financial year which form the basis of the test under section 1158 of the Corporation Tax Act 2010 are set out below.

	2011 £'000
Revenue available for distribution by way of dividends for the year	3,674
Proposed final dividend for the year ended 31 May 2011 4 20p (based on the 74,906,796 shares in issue at 3 August 2011)	<u>(3,146)</u>
Undistributed revenue for section 1158 purposes*	<u>528</u>

\*Undistributed revenue comprises 7.4% of the income from investments of £7,088,000 (see note 2).

10	Investments held at fair value (a) Group	£'000
	Cost at 1 June 2010	194,702
	Investment holding gains at 1 June 2010	<u>32,621</u>
	Valuation at 1 June 2010	227,323
	Movements in the year	
	Acquisitions at cost	54,186
	Disposals at cost	<u>(33,094)</u>
	Movement in investment holding gains	<u>75,728</u>
	<b>Valuation at 31 May 2011</b>	<u><b>324,143</b></u>
	Cost at 31 May 2011	215,794
	Investment holding gains	<u>108,349</u>
	<b>Valuation at 31 May 2011</b>	<u><b>324,143</b></u>

# Notes to the Financial Statements

continued

## 10 Investments held at fair value (continued)

Included in the total investments are (i) unlisted investments that are quoted on the Alternative Investment Market ('AIM') with an aggregate valuation of £32,434,000 (2010 £20,769,000) and (ii) unlisted investments that are unquoted and shown at the directors' fair valuation of £nil (2010 £nil)

At 31 May 2011 no convertible or fixed interest securities were held in the portfolio (2010 nil)

### Analysis of investments at fair value

	2011 £'000	2010 £'000
Listed		
United Kingdom	291,709	206,554
Unlisted		
United Kingdom (quoted on the Alternative Investment Market)	32,434	20,769
	<u>324,143</u>	<u>227,323</u>

All the investments are listed or quoted in the United Kingdom but a few of the investments are in companies that are incorporated overseas. There were no unquoted investments at 31 May 2011

(b) Company	Portfolio investments £'000	Subsidiary undertaking £'000	Total £'000
Cost at 1 June 2010	194,702	–	194,702
Investment holding gains at 1 June 2010	32,621	2,263	34,884
Valuation at 1 June 2010	<u>227,323</u>	<u>2,263</u>	<u>229,586</u>
Movements in the year			
Acquisitions at cost	54,186	–	54,186
Disposals at cost	(33,094)	–	(33,094)
Movement in investment holding gains	75,728	(1)	75,727
Valuation at 31 May 2011	<u>324,143</u>	<u>2,262</u>	<u>326,405</u>
Cost at 31 May 2011	215,794	–	215,794
Investment holding gains	108,349	2,262	110,611
Valuation at 31 May 2011	<u>324,143</u>	<u>2,262</u>	<u>326,405</u>

Included in the total investments are (i) unlisted investments that are quoted on the Alternative Investment Market with an aggregate valuation of £32,434,000 (2010 £20,769,000) and (ii) unlisted investments that are unquoted and shown at the directors' fair valuation of £2,262,000 (2010 £2,263,000)

# Notes to the Financial Statements

continued

## 10 Investments held at fair value (continued)

### (c) Total capital gains from investments (Group)

	2011 £'000	2010 £ 000
Gains on the sale of investments based on historical cost	15,584	2,056
Revaluation (gains)/losses recognised in previous years	(6,414)	4,588
Gains on investments sold in the year based on the carrying value at the previous balance sheet date	9,170	6,644
Investment holding gains at 31 May	82,142	49,447
	<b>91,312</b>	<b>56,091</b>

All capital gains are from investments that are listed (or quoted on AIM) in the United Kingdom

## 11 Subsidiary undertaking

The Company has an investment in the entire issued ordinary share capital, fully paid, of £2 in its wholly owned subsidiary undertaking, Henderson Smaller Companies Finance Limited, which is registered in England and Wales and operates in the United Kingdom as an investment dealing company. The investment is stated in the Company's accounts at net asset value, which is considered by the directors to equate to fair value.

The amount due to the subsidiary company at 31 May 2011 amounted to £2,262,000 (2010 £2,263,000). This payable has been eliminated on consolidation. (See note 1(b) on page 36)

## 12 Substantial interests

The Group held interests in 3% or more of any class of share capital in three investee companies (2010 two investee companies). These investments are not considered by the directors to be significant in the context of these financial statements.

## 13 Other receivables

	Group 2011 £'000	Group 2010 £ 000	Company 2011 £'000	Company 2010 £ 000
Securities sold for future settlement	–	563	–	563
Tax recoverable	33	31	33	31
Prepayments and accrued income	1,600	828	1,600	828
Other receivables	–	9	–	9
	<b>1,633</b>	<b>1,431</b>	<b>1,633</b>	<b>1,431</b>

All receivables are due for less than six months, except for withholding tax recoverable of £16,000 (2010 £15,000) which is past due but not impaired.



# Notes to the Financial Statements

continued

14	Other payables	Group 2011 £'000	Group 2010 £'000	Company 2011 £'000	Company 2010 £'000
	Securities purchased for future settlement	502	107	502	107
	Amounts owed to the subsidiary undertaking	—	—	2,262	2,263
	Accruals and deferred income	1,728	204	1,728	204
		<u>2,230</u>	<u>311</u>	<u>4,492</u>	<u>2,574</u>

15	Non current liabilities	Group and Company 2011 £'000	Group and Company 2010 £'000
	<b>Debenture stock</b> redemption after more than three years		
	10½ per cent Debenture Stock 2016 (redeemable at par on 31 May 2016)	20,000	20,000
	<b>Preference stock:</b>		
	4,257 preference stock units of £1 each (2010 4,257)	4	4
		<u>20,004</u>	<u>20,004</u>

The Company may at any time purchase any of the debenture stock, in accordance with the provisions of the trust deed constituting and securing the debenture stock. However, it is not the Company's present intention to redeem the debenture stock before the final redemption date. Accordingly the debenture stock has been included in amounts falling due after one year by reference to the final redemption date. The debenture stock is secured by way of a floating charge on all of the Company's assets. Interest on the debenture stock is payable half yearly, on 31 May and 30 November.

The preference stock units carry the right to receive a non-cumulative dividend at a final rate of 0.001% payable on 1 June each year. On a winding-up of the Company, preference stockholders are entitled to repayment of the capital paid up thereon. The preference stock does not entitle the holder to attend or vote at any general meeting of the Company except where the dividend is six months in arrears or on a resolution to liquidate the Company.

# Notes to the Financial Statements

continued

## 16 Risk management policies and procedures

As an investment trust the Company invests for the long term in equity securities, in accordance with its investment objective as stated on the inside front cover of this document. In pursuing its investment objective, the Company is exposed to a variety of risks that could result in either a reduction in the Company's net assets or a reduction in the revenue available for distribution by way of dividends.

These risks, market risk, liquidity risk and credit risk, and the directors' approach to the management of them, are set out below. The Manager, in close co-operation with the Board, co-ordinates the Company's risk management.

The objectives, policies and processes for managing the risks, and the methods used to manage the risks, are set out below, they have not changed from the previous accounting period.

### (i) Market risk

The fair value of a financial instrument held by the Company may fluctuate due to changes in market prices. This market risk comprises market price risk (see note 16 (ii)), currency risk (see note 16 (iii)) and interest rate risk (see note 16 (iv)). The Board reviews and agrees policies for managing these risks. The Manager assesses the exposure to market risk when making each investment decision and monitors the overall level of market risk on the whole of the investment portfolio on an ongoing basis.

### (ii) Market price risk

Market price risk (i.e. changes in market prices other than those arising from interest rate risk or currency risk) may affect the fair value of the investments. The Company's investments are susceptible to market price risk arising from uncertainties about the future prices of the investments.

#### *Management of the risk*

The Board manages the risks inherent in the investment portfolio by ensuring full and timely access to relevant information from the Manager. The Board regularly reviews investment performance. The Board monitors the Manager's compliance with the Company's objectives and is directly responsible for investment strategy.

The Company's exposure to changes in market prices at 31 May 2011 on its equity investments was £324,143,000 (2010: £227,323,000).

#### *Concentration of exposure to market price risk*

An analysis of the Company's investments is shown on pages 9 to 11 and a sector analysis is set out on page 4. At 31 May 2011 all the investments were in companies listed or quoted in London, most of them being companies established in and operating from the United Kingdom. Accordingly, there is a concentration of exposure to the UK, although it is recognised that an investment's country of domicile or of listing does not necessarily equate to its exposure to the economic conditions in that country.

#### *Market price risk sensitivity*

The sensitivity of (a) the return after taxation for the year and (b) the Company's net assets to an increase or decrease of 25% in the fair values of the Company's investments at each balance sheet date is given below. This level of change is considered to be reasonably possible, based on observation of current market conditions.

The impact of a 25% increase in the value of the investments on the revenue return as at 31 May 2011 is a decrease of £284,000 (2010: £199,000) and on the capital return is an increase of £81,036,000 (2010: £56,831,000). Accordingly, the total impact is an increase of £80,752,000 (2010: £56,632,000).

# Notes to the Financial Statements

continued

## 16 Risk management policies and procedures (continued)

The impact of a 25% decrease in the value of the investments on the revenue return as at 31 May 2011 is an increase of £284,000 (2010 £199,000) and on the capital return is a decrease of £81,036,000 (2010 £56,831,000). Accordingly, the total impact is a decrease of £80,752,000 (2010 £56,632,000).

### (iii) Currency risk

The Company is not itself materially exposed to currency risk, although some of the investments will be in companies that have operations that involve currency risk.

As at 31 May 2011, the Company did not hold any non-sterling denominated investments (2010 nil).

### (iv) Interest rate risk

Interest rate movements may affect

- the level of income receivable from cash at bank and on deposit, and
- the interest payable on the Company's short term borrowings

Interest rate changes may also have an impact on the market value of the Company's equity investments. In particular, the effect of interest rate changes on the earnings of companies held within the portfolio may have a significant impact on the valuations of those companies.

#### *Management of the risk*

The possible effects on the fair value of the investments that could arise as a result of changes in interest rates are taken into account when making investment decisions and borrowing decisions. The Company rarely holds significant cash balances but finances part of its investment activity through borrowings at levels approved and monitored by the Board. The debenture stock provides long term finance at a fixed rate of interest, it was issued in 1987 to enable the Company to benefit from long term planned gearing. In addition, the Company makes use of short term borrowings. At 31 May 2011 the Company had a committed bank borrowing facility for a total of £10 million, borrowings are drawn down for short periods at rates of interest that are determined by reference to the market rates applicable at the time of borrowing.

#### *Interest rate exposure*

The Company's financial liabilities at 31 May 2011 that give exposure to fixed interest rate risk are set out in note 15.

The exposure to floating interest rates can be found on the balance sheet (cash and cash equivalents and bank loans).

These amounts are not necessarily representative of the exposure to interest rates during the year, as the level of exposure changes as investments are made, borrowings are drawn down or repaid, and the mix of borrowings subject to floating or to fixed interest rates changes.

#### *Interest rate sensitivity*

The Company is not materially exposed to changes in interest rates. As at 31 May 2011 the Company's bank facility allowed borrowings to a maximum of £10 million, the interest payable on the Company's £20 million issue of debenture stock is fixed at 10.5%.

# Notes to the Financial Statements

continued

## 16 Risk management policies and procedures (continued)

### (v) Liquidity risk

This is the risk that the Company will encounter difficulty in meeting obligations associated with its financial liabilities

#### *Management of the risk*

Liquidity risk is not significant as the majority of the Company's assets are investments in quoted equity securities that are readily realisable. The Company has borrowed £20 million by its issue in 1987 of £20 million 10% per cent Debenture Stock 2016. The Company is able to draw short term borrowings of up to £10 million from its committed borrowing facility of £10 million with ING Bank N V, London Branch (expiring on 11 February 2013). There were borrowings of £6,000,000 drawn down under the facility at 31 May 2011 (£2,003,000 under the previous facility that expired on 21 May 2011).

Since the year end the Company has entered into a second £10 million committed facility with ING Bank N V, London Branch (expiring in July 2012). Accordingly, the Company has access to borrowings of up to £40 million, the £20 million of fixed debt represented by the issue of Debenture Stock and committed bank facilities for £20 million.

The Board gives guidance to the Manager as to the maximum amount of the Company's resources that should be invested in any one company. The policy is that the Company should remain fully invested in normal market conditions and that short term borrowings should be used to fund short term cash requirements.

#### *Liquidity risk exposure*

The remaining contractual maturities of the financial liabilities at 31 May 2011, based on the earliest date on which payment can be required, was as follows:

	2011 Due within 1 year £'000	2011 Due between 1 and 5 years £'000	2011 Due after more than 5 years £'000	2010 Due within 1 year £'000	2010 Due between 1 and 5 years £'000	2010 Due after more than 5 years £'000
Debenture stock*	2,100	28,400	–	2,100	8,400	22,100
Preference stock*	–	–	–	–	–	–
Bank loans and interest	6,035	–	–	2,005	–	–
Other payables and accruals	2,230	–	–	311	–	–
	<b>10,365</b>	<b>28,400</b>	<b>–</b>	<b>4,416</b>	<b>8,400</b>	<b>22,100</b>

\*See also note 15 on page 47. The Company has in issue preference stock without a set redemption date with a total par value of £4,000 (2010 £4,000) which has a negligible ongoing finance cost. The bank loan in place at 31 May 2011 was due to be repaid on 22 August 2011, together with interest.

### (vi) Credit risk

The failure of the counterparty to a transaction to discharge its obligations under that transaction could result in the Company suffering a loss.

#### *Management of the risk*

The risk is not significant, and is managed as follows:

- investment transactions are carried out with a large number of brokers, whose credit standard is reviewed regularly by the Manager, and limits are set on the amount that may be due from any one broker,
- cash at bank is held only with reputable banks with high quality external credit ratings.

In summary, the exposure to credit risk at 31 May 2011 was to cash and cash equivalents of £642,000 (2010 £1,097,000) and to other receivables of £1,633,000 (2010 £1,431,000) (see note 13).

# Notes to the Financial Statements

continued

## 16 Risk management policies and procedures (continued)

### (vii) Fair values of financial assets and financial liabilities

The investments are held at fair value through profit or loss. All the net current liabilities are held in the balance sheet at a reasonable approximation of fair value. At 31 May 2011 the fair value of the debenture stock was £24,186,000 (2010: £25,494,000). The debenture stock is carried in the balance sheet at par.

### (viii) Fair value hierarchy disclosures

The table below sets out the fair value measurements using the IFRS 7 fair value hierarchy.

Categorisation within the hierarchy has been determined on the basis of the lowest level of input that is significant to the fair value measurement of the relevant asset, as follows:

Level 1: valued using quoted prices in active markets for identical assets.

Level 2: valued by reference to valuation techniques using observable inputs other than quoted prices.

Level 3: valued by reference to valuation techniques using inputs that are not based on observable market data.

The valuation techniques used by the Company are explained in note 1 (d) on page 37.

Fair value hierarchy – Group	Level 1 £'000	Level 2 £'000	Level 3 £'000	Total £'000
Equity investments	<u>324,143</u>	<u>–</u>	<u>–</u>	<u>324,143</u>

Fair value hierarchy – Company	Level 1 £'000	Level 2 £'000	Level 3 £'000	Total £'000
Equity investments	<u>324,143</u>	<u>–</u>	<u>2,262</u>	<u>326,405</u>

There have been no transfers during the year between any of the levels. A reconciliation of fair value movements within Level 3 is set out below.

Level 3 investments at fair value through profit or loss	Group £'000	Company £'000
Opening balance	–	2,263
Acquisitions	–	–
Disposal proceeds	–	–
Total losses in the Consolidated Statement of Comprehensive Income – on assets held at the year end	<u>–</u>	<u>(1)</u>
	<u>–</u>	<u>2,262</u>

### (ix) Capital management policies and procedures

The Company's capital management objectives are:

- to ensure that it will be able to continue as a going concern, and
- to secure long term capital growth for the shareholders by investment in quoted securities in the UK.

This is to be achieved through an appropriate balance of equity capital and gearing. The Company's policy is that its borrowings must not exceed 30% of the shareholders' funds.

# Notes to the Financial Statements

continued

## 16 Risk management policies and procedures (continued)

The Company's total capital at 31 May 2011 was £324,188,000 (2010 £229,540,000) comprising £6,000,000 (2010 £2,003,000) of unsecured bank loans, £20,000,000 (2010 £20,000,000) of debenture stock, £4,000 (2010 £4,000) of preference stock and £298,184,000 (2010 £207,533,000) of equity share capital and reserves

The Company had a three year revolving credit facility of £5 million with ING Bank N V, London Branch which expired in May 2011. In February 2011 the Company entered into a two year revolving credit facility of £10 million with the same bank and the Company had drawn down £6,000,000 under this facility as at 31 May 2011. The Company was fully compliant with the terms of the two facilities, as they existed, for the period from 1 June 2010 to the date of this Annual Report.

## 17 Called up share capital

Allotted, issued and fully paid

74,906,796 ordinary shares of 25p each (2010 74,906,796)

2011 £'000	2010 £'000
<b>18,727</b>	<b>18,727</b>

During the year the Company made no market purchases for cancellation of its own issued ordinary shares (2010 2,463,500) at a total cost of £nil (2010 £4,151,000). No shares have been bought back since 31 May 2011.

## 18 Capital redemption reserve and capital reserves

(a) Group	Capital redemption reserve £'000	Capital reserve arising on revaluation of investments held £'000	Capital reserve arising on investments sold £'000	Capital reserves £'000
At 1 June 2010	26,694	32,621	119,249	151,870
Transfer on disposal of investments (see note 10 (c))	–	(6,414)	6,414	–
Net capital gains for the year	–	82,142	9,170	91,312
Performance fee	–	–	(1,644)	(1,644)
<b>At 31 May 2011</b>	<b>26,694</b>	<b>108,349</b>	<b>133,189</b>	<b>241,538</b>

Investment holding gains at 31 May 2011 include £6,904,000 in respect of unlisted investments (2010 £1,928,000)

(b) Company	Capital redemption reserve £'000	Capital reserve arising on revaluation of investments held £'000	Capital reserve arising on investments sold £'000	Capital reserves £'000
At 1 June 2010	26,694	34,884	119,249	154,133
Transfer on disposal of investments (see note 10 (c))	–	(6,414)	6,414	–
Net capital gains for the year	–	82,141	9,170	91,311
Performance fee	–	–	(1,644)	(1,644)
<b>At 31 May 2011</b>	<b>26,694</b>	<b>110,611</b>	<b>133,189</b>	<b>243,800</b>

# Notes to the Financial Statements

continued

<b>19</b>	<b>Retained earnings – revenue reserve</b>	<b>Group £'000</b>	<b>Company £'000</b>
	At 1 June 2010	10,242	7,979
	Ordinary dividend paid	(2,696)	(2,696)
	Dividends unclaimed after 12 years	5	5
	Revenue profit for the year	3,674	3,675
	<b>At 31 May 2011</b>	<b>11,225</b>	<b>8,963</b>

As permitted by the Companies Act 2006, the Company has not presented its own Statement of Comprehensive Income. The net profit after taxation of the Company amounted to £93,342,000 (2010 £59,540,000)

## **20 Net asset value per ordinary share (Group and Company)**

The net asset value per ordinary share is based on the net assets attributable to the ordinary shares of £298,184,000 (2010 £207,533,000) and on the 74,906,796 ordinary shares in issue at 31 May 2011 (2010 74,906,796)

An alternative net asset value per ordinary share can be calculated by deducting from the total assets less current liabilities of the Group the preference stock and the debenture stock at their market (or fair) values rather than at their par (or book) values (see note 16 (vii) on page 51). The net asset value per ordinary share at 31 May 2011 calculated on this basis was 392.5p (2010 269.7p)

The Company has no securities in issue that could dilute the net asset value per ordinary share

The movement during the year of the net assets attributable to the ordinary shares was as follows

	<b>£'000</b>
Net assets attributable to the ordinary shares at 1 June 2010	207,533
Net profit for the year	93,342
Ordinary dividend paid in the year	(2,696)
Dividends unclaimed after 12 years	5
<b>Net assets attributable to the ordinary shares at 31 May 2011</b>	<b>298,184</b>

## **21 Capital commitments and contingent liabilities**

### **Capital commitments**

There were no capital commitments as at 31 May 2011 (2010 £nil)

### **Contingent liabilities**

There were no contingent liabilities in respect of sub-underwriting commitments as at 31 May 2011 (2010 £nil)

# Notes to the Financial Statements

continued

## 22 Related party transactions

Under the terms of an agreement dated 29 September 2006, the Company has appointed wholly owned subsidiaries of Henderson Group plc ('Henderson') to provide investment management, accounting, administrative and company secretarial services. Henderson has contracted with BNP Paribas Securities Services to provide accounting and investment administration services.

Details of the fee arrangements for these services are given on page 24 in the Directors' Report. The management fees payable to Henderson under this agreement in respect of the year ended 31 May 2011 were £906,000 (2010 £679,000) of which £98,000 was prepaid at 31 May 2011 (2010 accrued £123,000). VAT is no longer payable on management (including performance) fees.

A performance fee was payable to Henderson in respect of the year ended 31 May 2011 of £1,644,000 (2010: £nil).

In addition to the above services, Henderson has provided the Company with marketing services. The total fees paid or payable for these services for the year ended 31 May 2011 amounted to £19,000 (including VAT) (2010: £18,000), of which £3,000 was outstanding at 31 May 2011 (2010: £3,000).

The compensation payable to key management personnel in respect of short term employment benefits was £106,939 (2010: £96,874). In practice this disclosure relates wholly to the fees of £106,939 payable to the directors in respect of the year (2010: £96,874), the directors are all non-executive and receive no other compensation. The Directors' Remuneration Report on pages 26 and 27 provides details. The Company has no employees.

## 23 Value Added Tax on management fees

Following the decision of the European Court of Justice in 2007 that Value Added Tax ('VAT') should not be charged on fees paid for management services provided to investment trust companies, the Company received, over the three previous financial years (ie the three years up to 31 May 2010) refunds of VAT totalling £2,943,000 (relating to management fees paid during the periods 1990 to 1996 and 2000 to 2007) and £985,000 of simple interest on those VAT refunds. No further VAT refunds or interest were expected or received during the year under review. The write-backs of VAT were allocated between revenue return and capital return according to the allocation of the amounts originally paid. The interest paid by HM Revenue & Customs ('HMRC') on the VAT recovered was included in other income.

There remain outstanding claims relating to the period 1996 to 2000 and claims for compound interest from 1990 onwards. No amounts have been recognised in respect of these claims as it is currently uncertain whether any further amounts will be recovered. The Company is a participant in an action against HMRC, led by PricewaterhouseCoopers LLP, to recover these amounts.



## General Shareholder Information

### Release of results

Half year results are announced in January. Full year results are announced in late July or early August.

### AGM

The annual general meeting is held in London in late September or early October.

### Dates of dividend and interest payments

Ordinary shares: final dividend announced in late July or early August and paid in October.

10½ per cent debenture stock 2016: interest paid on 31 May and 30 November.

### Final dividend warrants and tax vouchers

Dividend warrants and tax vouchers for the 2011 final dividend will be posted on 5 October 2011 to shareholders on the register on 16 September 2011. The dividend will be paid on 7 October 2011, subject to approval at the AGM.

### Payment of dividends

Dividends can be paid to shareholders by means of BACS. Mandate forms for this purpose are available from the Registrar. Alternatively, shareholders can write to the Registrar (the address is given on page 56 of this report) to give their instructions; these must include the bank account number, the bank account title and the sort code of the bank to which payments are to be made.

### Share price listings

The market price of the Company's ordinary shares is published daily in *The Financial Times* and in other leading newspapers. *The Financial Times* also shows figures for the estimated net asset value and the discount.

### Internet

Details of the Company's share price and net asset value, together with other information about the Company, can be found on the Henderson website. The address is **[www.hendersonsmallercompanies.com](http://www.hendersonsmallercompanies.com)** or **[www.hendersoninvestmenttrusts.com](http://www.hendersoninvestmenttrusts.com)**

### Disability Act

Copies of this annual report and other documents issued by the Company are available from the Company Secretary. If needed, copies can be made available in a variety of formats, including Braille, audio tape or larger type as appropriate.

You can contact the Company's Registrar, Computershare Investor Services PLC, which has installed textphones to allow speech and hearing impaired people who have their own textphone to contact them directly, without the need for an intermediate operator, by dialling 0870 702 0005. Specially trained operators are available during normal business hours to answer queries via this service.

Alternatively, if you prefer to go through a 'typetalk' operator (provided by Action on Hearing Loss – formerly The Royal National Institute for Deaf People) you should dial 18001 followed by the number you wish to dial.

### Nominee share code

Where notification has been provided in advance, the Company will arrange for copies of shareholder communications to be provided to the operators of nominee accounts. Nominee investors may attend general meetings and speak at meetings when invited to do so by the Chairman.

Those who invest through the Halifax Share Dealing Products (and who were formerly participants in the Share Plan or the ISA managed by Henderson) receive all shareholder communications. A form of instruction is provided to facilitate voting at general meetings of the Company.

### History

The Company was incorporated under the Companies Acts 1862 to 1886 on 16 December 1887 with the name of The Trustees, Executors and Securities Insurance Corporation, Limited. The name was changed in August 1917 to The Trustees Corporation Limited, in April 1982 to TR Trustees Corporation PLC, in October 1990 to TR Smaller Companies Investment Trust PLC and in September 1997 to The Henderson Smaller Companies Investment Trust plc. Whilst the Trustee Department operated until June 1978, the principal business of the Company has been that of an investment trust company.

## Directors and other Information

### Directors

J D Fishburn (*Chairman*)\*

B Hollond (*Chairman of the Audit Committee*)

J J Nelson (*Senior Independent Director*)

K E Percy

M A Sieghart

J M B Cayzer-Colvin

\*Mr Fishburn will retire from the Board on 30 September 2011, from which date Mr Cayzer-Colvin will become Chairman

### Manager

Henderson Global Investors Limited,  
represented by N M Hermon

Henderson Global Investors Limited is authorised and  
regulated by the Financial Services Authority

### Company Secretary

Henderson Secretarial Services Limited,  
represented by G S Rice ACIS

### Registered Office

201 Bishopsgate  
London EC2M 3AE  
Telephone 020 7818 1818

### Registered Number

Registered in England and Wales as an investment company  
No 25526

### Registrar

Computershare Investor Services PLC  
The Pavilions  
Bridgwater Road  
Bristol BS99 6ZZ  
Telephone 0870 707 1057

### Custodian

JPMorgan Chase Bank, N A  
60 Victoria Embankment  
London EC4Y 0JP

### Independent Auditors

PricewaterhouseCoopers LLP  
7 More Riverside  
London SE1 2RT

### Broker

Collins Stewart Europe Limited  
9th Floor  
88 Wood Street  
London EC2V 7QR


### Solicitors

Slaughter and May  
One Bunhill Row  
London EC1Y 8YY


### Share Identification Codes

SEDOL 0906506  
ISIN GB0009065060  
EPIC HSL





The Henderson Smaller Companies Investment Trust plc is managed by



This report is printed on 9lives, a paper containing 55% recycled fibre from both pre- and post-consumer waste & 45% FSC® certified virgin fibre. Pulp used is elemental chlorine free manufactured at a mill accredited with the ISO 14001 environmental management system.

The FSC logo identifies products which contain wood from well managed forests certified in accordance with the rules of the Forest Stewardship Council.

This report was printed by Pureprint Group using their pureprint environmental print technology which minimises the negative environmental impacts of the printing process. Vegetable-based inks were used throughout and 99% of the dry waste and 95% of the cleaning solvents associated with this production were recycled. Pureprint Group is a CarbonNeutral® company.